

IPC EAGLE

*Worldwide Innovation.
Powerful Performance.*



IPC Eagle

I P C E A G L E

IPC Eagle Corporation is a member company of **IPC (Integrated Professional Cleaning)**, which is one of the largest manufacturers of cleaning equipment in the world. This alliance provides for a broad range of innovative products to meet the needs and demands of the cleaning industry.




IPC Eagle offers one of the most complete lines of cleaning equipment on the market today. All of the products provide alternatives and improvements to the way work is done in our industry. Check out IPC Eagle and see why it has become one of the dominant forces in the U.S. cleaning industry.

Innovative Design, Better Choices.



IPC EAGLE MEANS MORE THAN EQUIPMENT

We provide an array of programs and services to help ensure the smooth and successful operation of your maintenance program. Our promise to our customers is total support.



Tech Support

IPC Eagle maintains a staff of top industry professionals who are available toll-free to deal with equipment and maintenance problems or questions.

Customer Service

IPC Eagle is known throughout the industry for outstanding customer service. We are committed to keeping our customers satisfied with every purchase, every day.

Technical Training School

Our technical training school trains local distributor staff in the maintenance, service, and repair of all IPC Eagle equipment. This means that your equipment questions can be answered by the local dealer you've come to trust.

Fast Parts Shipping

Our cutting-edge carousel parts system allows 24-hour parts shipping to keep your machines up and running. For you this means less waiting and less downtime.

S M A R T V A C

The **Smart Vac™** is in a category all of its own and will change how floor surfaces are maintained. The battery-operated **Smart Vac™** will vacuum carpet and sweep floors at incredible productivity rates, automatically adjusting to any surface, and even cleans its own filter. Throw away your old uprights and see a return on investment in as little as a few months.

Smart Vac™

- 24" battery vacuum and sweeper
- Multi-surface vacuum and sweeper
- Cleans up to 15,000 square feet per hour
- Battery operated up to 2.5 hours
- Genius' technology—just choose the cleaning mode
- Highly maneuverable
- Picks up large debris with no worries
- Digital hour meter to measure the productivity
- Adjustable handle for easy transport and storage




The brush automatically adjusts to any type of carpet or hard surface floors.




Smart Vac™



Easy to use with two preset work programs and a display with self-diagnosis data, battery charge status, and hour meter.



Self-cleaning filter with cleaning frequency linked to the selected work program.



On-board battery charger. Enables the battery to be charged anywhere.



Vacuum shutoff for use when sweeping wet areas

V A C U U M S W E E P E R S

The **Silver Series Vacuum Sweepers** represent a revolution in the vacuum sweeping of carpets and hard surface floors. With their built-in battery chargers, large debris littergates, and battery run times of up to 4.5 hours, they bring a new level of productivity to floor maintenance.

TKS 510ET



Silver Series Vacuum Sweepers

- Cleaning rates up to 27,000-38,000 sq. ft./hr.
- Cleaning widths from 28"-36"
- Battery or gas operated
- Built-in battery charger "Smarter Charger"
- From carpet to hard surface without adjustment
- Exceptional dry soil removal
- 5 micron dust control
- Easy to operate
- Robotically welded for maximum quality
- Electrical monitoring system will extend battery life
- High-efficiency filtration available



TKS 710ET

TK500M

The TK500 manual sweeper is designed to be the easiest-to-use manual sweeper on the market. With a two-stage hopper system, it provides a level of dust control unusual in a manual sweeper. The steel frame provides long-term durability.

- Cleaning productivity up to 27,000 sq. ft./hr.
- Cleaning width up to 28"
- One-hand operation
- Superior dust control
- Lightweight
- Large hopper capacities



TK500M


GENIUS SWEEPERS

The **Genius Sweepers** are available in battery or dual-power propane versions. These unique hybrid sweepers utilize a combination of a battery electric power system and a relatively small gas/propane-powered engine to produce electricity to run its motors. A variety of sizes to choose from to fit light industrial and warehouse applications.

Genius Features:

- Patented dual-power Genius Technology
- Patented self-adjusting broom
- Patented self-cleaning filters
- Patented self-adjusting side broom
- Variable side broom speed
- Adjustable lift flap for large debris
- No tool broom replacement
- No tool filter replacement
- Multi-function diagnostic display

Patented Dual Power!




Up to 20%¹ more power
 Limited smoke emissions
 Considerably lower fuel consumption
 Drastic cut in maintenance costs

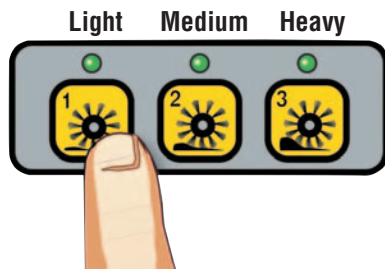


Quality components

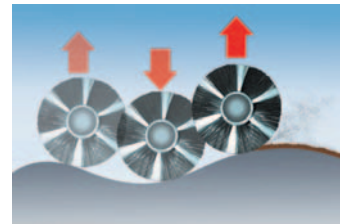
HONDA



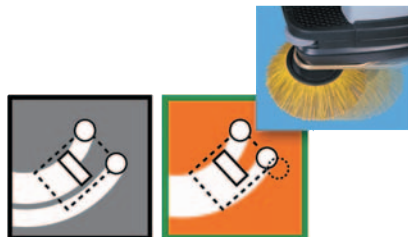
Up to 6² hours running time with battery version



Very Easy To Use!



**Patented Self-Leveling
 And Self-Adjusting
 Main Brush!**



Traditional Sweeping Concept

Genius Automatic Brush Movement

**Patented Automatic Side
 Brush Movement—Sweeps
 Perfectly While Turning!**

**Patented
 Self-Cleaning Dust
 Filters—There's No
 Need To Stop!**




¹ Genius 1200 achieves 16% more power
 Genius 1400 achieves 20% more power

² Genius 1200 will get up to 5.5 hours
 Genius 1400 will get up to 6 hours



IPC Gansow
 Sweepers & Scrubbers

GENIUS SWEEPERS



Genius 1050

Genius 1050 **(Battery Operated)**

The **Genius 1050** is the perfect step up to higher productivity from walk behind units. Small enough to go through a 32" opening but large enough to clean a 39" cleaning path.

- Up to 84,000 sq. ft./hr.
- 39" cleaning path
- Genius technology with 3 programmable cleaning models
- Spin-on, spin-off brushes
- Patented self-leveling main broom
- Patented self-cleaning filters

Genius 1202 **(Battery and Gas/Propane Operated)**

The **Genius 1202** is a compact and maneuverable ride-on sweeper with a choice of three work programs for efficient cleaning of large surfaces.

- Cleans 91,000 sq. ft./hr.
- 48" cleaning path
- Climbs to 16% incline
- Genius technology with 3 programmable cleaning modes
- Available in battery and gas/propane operated



Genius 1202



Genius 1404

Genius 1404 **(Battery and Gas/Propane Operated)**

The **Genius 1404** features a wide range of standard accessories. Its dual-power system and choice of three different brushing methods provides an answer to even the most difficult cleaning situation.

- Cleans 113,000 sq. ft./hr.
- 58" cleaning path
- Climbs to 20% incline
- Genius technology with 3 programmable cleaning modes
- Available in battery and gas/propane operated

A U T O M A T I C S C R U B B E R S

“Get Right Sized”—**Cleantime Automatic Scrubbers** are specifically designed to meet the productivity needs of everyday cleaning and not the norms of the equipment industry. With a total of 23 automatic scrubbers, **IPC Eagle** will have the “Right Size” scrubber for any job.





SLS (Self-Leveling System) uniform scrubbing guaranteed by the spring-activated floating head, which adapts instantly to even the most irregular surfaces.



CWS (Central Weight System) balances the weight of the machine constantly on its center, allowing for increased maneuverability and productivity.



AFS (Anti-Foam System) exclusive anti-foam system uses air flow to protect the vacuum motor against foam.



Automatic brush attachment and release system (without hands or tools).



CT40

10/13 Gallons, 20" Brush & Traction Drive

The incredible compact size, large tank capacity, and ease of use will offer high productivity and performance with very little training.

- Tank capacity: 10/13 gallons
- Scrubbing width 20"
- Self-leveling brush head
- Anti-foam system
- Spin-on/spin-off brush
- Brush and traction drive

 **IPC Gansow**
Sweepers & Scrubbers

A U T O M A T I C S C R U B B E R S

CT70

19/20 Gallons, 20", 24", 28" Brush & Traction Drive

The **CT70** provides the productivity of scrubbers twice its size in a very small compact design. The simplicity, ease of use, and maneuverability of the **CT70** is very unique to scrubbers in this range. Even with a very compact size, the **CT70** will clean up to 50,000 square feet in one charge.

- Optional on-board charger
- Tank capacity: 19/20 gallons
- Scrubbing width 20", 24" and 28"
- Battery operated
- Floating brush system
- Anti-foam system
- Exclusive V squeegee
- Spin-on/spin-off brush (20" only)
- Superior balance and maneuverability
- Brush and traction drive



CT70
20" (Brush Drive), 20" (Traction Drive)



CT70
24" and 28" (Traction Drive)

CT60BT55R

16 Gallons, 21" Dual Cylindrical

The **CT60BT55R** has dual counter rotating cylindrical brushes to sweep, wash, and dry in just one pass.

- Cylindrical sweep and scrub
- 21" cleaning width
- Traction drive
- Battery operated
- Floating brush system
- Anti-foam system
- Exclusive V squeegee



CT60BT55R

A U T O M A T I C S C R U B B E R S

CT90

24/25 Gallon, 28" and 32" (Traction Drive)

The **CT90** is designed to clean large areas fast but maintain the maneuverability and ease of use of the other Cleantime automatic scrubbers. Even with a very compact size, the **CT90** will clean up to 65,000 square feet in one charge.

- Optional on-board charger
- Tank capacity 24/25 Gallons
- Scrubbing width 28" and 32"
- Battery operated
- Floating brush system
- Anti-foam system
- Exclusive V squeegee
- Traction drive



CT90BT70

CT100

26/29 Gallons, 28", 32", 30" Cylindrical

The **CT100** is available in 28", 32" and 30" cylindrical scrubbing widths. Through innovation, the **CT100** offers high productivity in a compact design, superior maneuverability and outstanding cleaning performance.

- Tank capacity: 26 gallons
- Scrubbing width 28" and 32"
- Curved squeegee
- Anti-foam system
- Compact design
- Self-propelled forward and reverse
- Cylindrical sweeps and scrubs available in 30"



CT100BT70/85



CT100BT75R

A U T O M A T I C S C R U B B E R S

CT110

29/30 Gallon, 28" and 32" Rider Scrubber

The **CT110** is an incredibly small rider scrubber but with a 30 gallon tank offers much higher productivity than other rider scrubbers in its range. Designed to offer high productivity and performance with very little training.

- Optional on-board charger
- Optional "Chem-Dose" system
- Tank Capacity 29/30 gallon
- Scrubbing width 28" and 32"
- Three preprogrammed work settings
- Automatic solution and speed reduction on turns
- Self leveling brush system
- Exclusive squeegee system

CT110



CT160


40 Gallons, 28", 32", 36" and 30" Cylindrical

The **CT160** scrubber is designed for commercial and warehouse cleaning applications. It utilizes our Genius technology to make it the easiest to use rider on the market. Even the brushes are connected and disconnected automatically.

- Optional on-board charger
- 28", 32" and 36" cleaning path
- 40-gallon capacity
- 4.5 hour run time
- Ultra-dry squeegee system



CT160, 28", 32" or 36"



The CT160 Cylindrical is equipped with 30" dual counter rotating brushes to sweep, wash, and dry in just one pass. Ideal for grouted tile and warehouse floors.



CT160, 30" Cylindrical

C Y L I N D R I C A L S C R U B B E R S



CT12

CT12

3.5 Gallon, 14" Cylindrical Scrubber

This fully automatic commercial scrubber is engineered to clean areas that are impossible to clean with conventional scrubbers. The unit has a low, 14-inch profile, which enables it to get underneath hospital beds, bathroom stalls and other hard-to-reach areas. Easily converts to clean carpets and upholstery.

- Tank capacity: 3.5 gallons
- Scrubbing width 14"
- Excellent on grouted surfaces
- Converts to self-contained extractor
- Forward/reverse pick-up
- Removable recovery tank
- Cylindrical brush design

T10/T15 Cylindrical Scrubbers

The **T10/T15** have been specifically designed to give unequalled performance in maintaining and restoring grouted and textured floors.

- Two sizes, 10" and 15" to fit any application
- Thoroughly deep cleans porous and textured surfaces
- Restores as it cleans
- Scrubs and dries in one pass in either direction
- Cylindrical design outperforms traditional methods
- Safe and easy to use, even in restoration



T10
10", 1.3 Gallons

T15
15", 4 Gallons

F36

9/10 Gallons, 20" Brush Driven Electric or Battery

The **F36** automatic scrubber feature "hands-free" brushes. The "hands-free" brush automatically spins-on and spins-off. The operator never touches the brushes.

- Tank capacity: 9/10 gallons
- Scrubbing width 20"
- Available in battery or electric models
- Spin-on, spin-off brushes
- Extremely compact and maneuverable
- Simple, easy to operate
- Adjustable-speed control



F36

F L O O R M A C H I N E S

Low Speed

These 17" and 20" floor machines were designed to handle everyday use and abuse. The rotationally molded polyethylene base will absorb impacts and maintain a good appearance for along period of time. The glass-filled switch box and the trigger handle have incredible strength.

- Available in 17" and 20"
- 175 RPM
- 1.5 hp, AC motor
- Rotationally molded polyethylene base for long-term durability and appearance
- Chrome-plated handle
- High-tech glass-filled switchbox and trigger handle for incredible strength



SD17/SD20

High Speed

The ***SD 2000*** high-speed burnisher will provide the high-gloss results that are expected in today's floors. Equipped with a Flex pad driver at 2000 RPM, the ***SD 2000*** will provide high productivity and optimum performance.

- 20" belt drive 2000 rpm burnisher
- 1.5 hp DC rectified motor
- Rotationally molded polyethylene base
- Flex pad driver for increased productivity



SD 2000

Eagle Pro Propane Burnisher

The Eagle Pro line of propane burnishers is one of the most complete propane lines in the industry. With 18 models to choose from, there is an Eagle Pro burnisher or stripper to fit any application.

- Honda, Robin, and Kawasaki engines available
- Models available in 11, 13, 17, and 22 hp
- Sizes include 21", 24", 27" and 30" models

Eagle Pro



F A S T R A C T TM E X T R A C T O R S



SC4/SC7/SC12

These 4, 7 and 12 gallon self-contained extractors offer portability, ease of operation, and performance. With up to a 19" wide cleaning path, high-speed brush, and dual vacuum motors, the SC7 and SC12 can clean and dry carpets fast!

- Tank capacity: 4, 7 and 12 gallon models
- Cleaning paths 19" (SC12), 17" (SC7) and 12" (SC4)
- Patented, 4-wheel design for excellent balance and turning radius
- Self-adjusting, self-leveling brush eliminates manual adjustment
- Dual buckets with the SC12 for safe lifting and dumping of solution

BX2

The only small extractor truly designed to be a spotter. With a built-in transport handle, molded-in holders for spray bottles, and a place to wrap the cord and hose, it is ready to clean those spots whenever you are!

- At 17 pounds, it is compact and maneuverable
- Tank capacity: 2 gallons
- Built-in handle and 6" wheels makes it easy to transport
- Built-in spray bottle holders transform the machine into a spotting system
- Only upright-mounted vacuum motor on the market to ensure longer motor life



BX12/BX12 w/heat

The BX12 is designed to provide professional cleaning performance. With a standard 150 psi pump, dual vacuums, and an optional in-line heater, the BX12 has the power to reclaim the dirtiest of carpets.

- Powerful, 150 psi pump and dual vacuum motors with 150" water lift provides for optimum cleaning
- Available with or without built-in heater
- All motors are mounted to a metal baseplate to guarantee long-term durability
- All fittings—such as the strain relief, quick disconnect, etc.—are fully protected, eliminating breakage during transport, storage and operation
- Intercooler cools the motor compartment, extending motor life



Job Extractor

The Job is the perfect tool for cleaning and spotting of carpet, upholstery and hard surface floors.

- For carpet, upholstery and hard surfaces
- Powerful 1.5 hp vacuum motor
- Polyethylene for durability
- 6-caster design for easy mobility
- Comes equipped with hose and tools for carpet, upholstery and hard surfaces
- 3-gallon fresh water tank
- Locking hose-in-hose with swivel cuff
- 9-gallon recovery tank



 **IPC Soteco**
Wet & Dry Vacuums

V A C U U M S



Wet/Dry Vacuums

A full line of polyethylene and steel tank wet/dry cleaners for dirt and liquid pickup available with a variety of options including HEPA equivalent filters. Large area, front-mounted squeegee and a variety of tool options.

- Tank capacities up to 24 gallons
- 9-piece standard tool package and hose
- Polyethylene, polypropylene, and steel tank options
- Powerful 1.5 hp single or dual vacuum motors
- Automatic pick up with attachable squeegee tools
- Private label available
- Optional front-mount squeegee

Auto Discharge Wet Solution Vacuums

This is the perfect restoration and clean-up tool. This unit allows for vacuuming of wet solution, while pumping out the solution at a rate of 40 gallons per minute.

- Tank capacity: 18 or 24 gallons
- Pumps out up to 40 gallons per minute
- Direct discharge for containment
- Comes standard with 10' hose, 2-piece curved lance, and 19" squeegee tool for water pickup
- Steel and polyethylene tank
- Eliminates dumping
- Accommodates front-mounted squeegee



Hospital Canister Vacuums

The Hospital has the most powerful vacuum in its class. It was designed for where high filtration and sound sensitivity is a must, but is perfect for any facility requiring high-performance vacuuming.

- Powerful 1000 watt super high-speed vacuum for deep cleaning
- Extra quiet for sound sensitive environments
- Optional motorized power head
- Four-stage filtration
- Available in 3 and 5 gallon sizes



IPC Soteco
Wet & Dry Vacuums



Leo Canister Vacuum

The Leo is small in size, but very large in performance. It was designed for where high filtration and sound sensitivity is a must, but is perfect for any facility requiring high-performance vacuuming.

- Powerful 1000 watt super high-speed vacuum for deep cleaning
- Extra quiet for sound sensitive environments
- Optional motorized power head
- Three-stage filtration
- 3 gallon capacity



The "Commercial" Upright Vacuum

The commercial is the lightest and most powerful upright on the market. The perfect combination.

- 14" and 16"
- Built for commercial use
- On-board tools
- High filtration
- A la carte private label program
- Equipped with HEPA filtration for improved indoor air quality



*IPC Eagle Corporation
2955 Lone Oak Drive
Eagan, MN 55121
Phone: 1.651.686.5399
Fax: 1.651.686.5695
800.486.2775
e-mail: sales@ipceagle.com
www.ipceagle.com*

Authorized Dealer

