

FACTORY CAT

3000 Series Scrubber



FAMILY OF INDUSTRIAL CLEANING EQUIPMENT (21" - 55")



DISTRIBUTION FACILITY



Factory Cat's Industrial strength equipment has earned a reputation for exceptional toughness and cleaning performance. The new **3000 series** scrubbers have succeeded in combining our historic cleaning ability with improved agility, and operator productivity.

Factory Cat's thrive in metal fabrication facilities, car dealerships, machine shops, food / beverage packaging and distribution or any application where customers demand much of their investments.

The **3000 series** comes standard with a large battery package (395 Ah) for superior run time, and 30-gallon tanks which reduce costly down time. There are multiple scrub paths available to better match your needs, in both disk and cylindrical styles.

The two "Disk" machines offer nearly 35% more power than other machines. The deck is protected by steel guards and large polyurethane rollers keep the unit from marking walls. Brushes are driven by two powerful motors and gimbal-mounted, which improves cleaning on uneven floors and stops vibration.

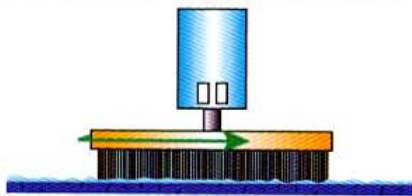
The two "Cylindrical" machines have the added benefit of sweeping up debris while scrubbing. This may eliminate the need to presweep an area, increasing productivity.

The brush pressure is automatically maintained at one of five settings by the *Central Command II*, and our "Management Lockout" gives you the ability to lockout any adjustment to the brush pressure.

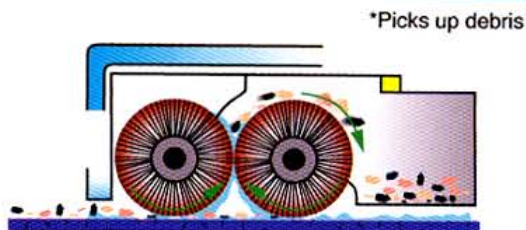
Our *Central Command II* system includes a LCD readout, full on-board diagnostics, and gives you three different hour meters, covering "transport", "scrubbing" and "key-on" time elapsed. We can set up your machine with special top speed, reverse speed, acceleration rates and brush pressure levels. "Uni-Touch" is standard and simplifies operation and training.

The LCD gives the operator an instant update on the systems running, battery level and scrubbing pressure, in an easy to read format. If the batteries become too discharged, the unit automatically shuts down systems to allow the machine to return to the charge station.

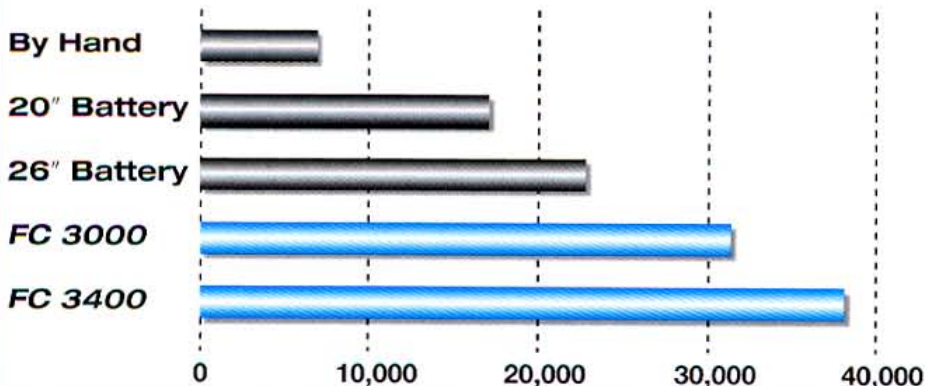
STANDARD DISK BRUSHES



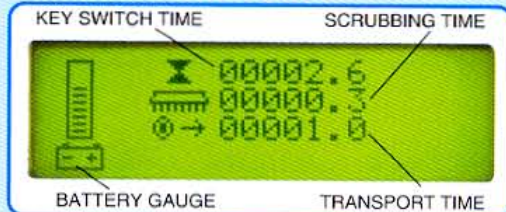
OPTIONAL CYLINDRICAL BRUSHES



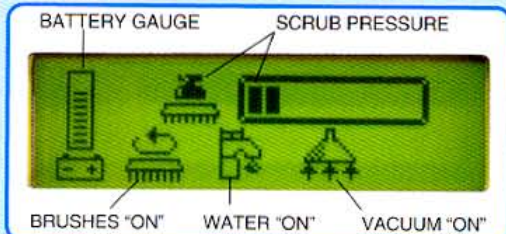
Productivity Comparison (square feet/hour)



PREVENTIVE MAINTENANCE SCREEN



MAIN OPERATING SCREEN



METAL FABRICATION

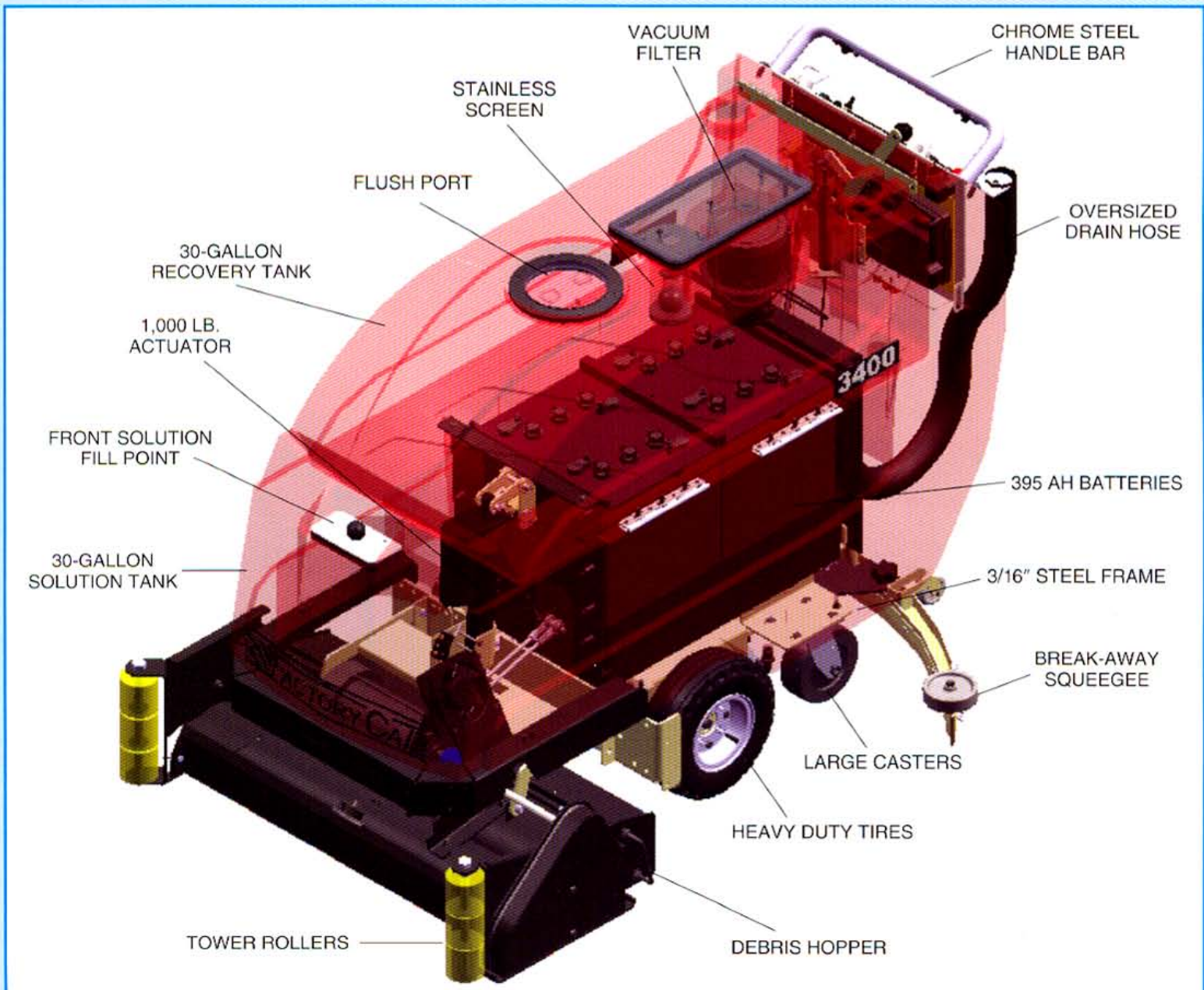


The heavy steel construction, oversized motors, extra thick polyurethane tanks and stainless steel fasteners provide a solid foundation. The **3000** has a powerful, sealed transaxle for climbing steep ramps and heavy duty tires to withstand harsh chemicals. The four point stance and oversized wheels allow the **3000** to remain stable over rough terrain.

While offering the toughness you are looking for, your operators will find them easy to maneuver into tight areas, and simple to service. The **3000s** easily pass through 32" doors, and into elevators. This battery unit is quiet, and can clean up to 150,000 sq. feet on a charge.

The **3000 series** is an extension of the **Factory Cat** line of equipment that includes:

- Scrubbers (Walk Behind and Riders from 21" to 55")
- Sweepers (Walk Behind and Riders from 34" to 48")



RETURN ON INVESTMENT

Area (Sq. Ft.)	By Hand	FC 3400	Savings Monthly
10,000	\$ 137.00	\$ 61.00	\$ 76.00
25,000	\$ 34.00	\$ 152.00	\$ 190.00
50,000	\$ 68.00	\$ 305.00	\$ 381.00
100,000	\$1,370.00	\$ 611.00	\$ 763.00
150,000	\$2,062.00	\$ 916.00	\$1,143.00
250,000	\$3,437.00	\$1,527.00	\$1,909.00

**Based on a total labor cost of \$10/hour.*

SOLD THROUGH DISTRIBUTORS

FACTORY CAT continues to grow by providing the toughest machines in our industry. Our distributors maintain a factory-trained service department and diverse rental fleet, which allow them to continue serving your needs.

We offer a line of cleaning equipment that includes sweepers and scrubbers in both walk-behind and rider models. All **FACTORY CATS** machines are practical, rugged and priced sensibly.

GUARANTEED SERVICE

We guarantee to supply you the spare parts you need within three workdays, or they are yours free. This applies only to the 48 contiguous states, at the customer's special request, and to parts that can be shipped by courier.

AUTHORIZED DISTRIBUTOR

Manufactured By:
R.P.S. Corporation
P.O. Box 368 • Racine, WI 53401
Phone: (800) 634-4060
Fax: (866) 901-3335
www.factorycat.com

Copyright R.P.S. Corporation 2003. All rights reserved. Since our policy is one of constant improvement, all specifications are subject to change without notice.

Model	3000	3400
Body Construction		
Tank Construction:	7/16" (Poly)	7/16" (Poly)
Frame Construction:	3/16" (Steel)	3/16" (Steel)
Drive Wheel:	(2) 11" dia. x 4"	(2) 11" dia. x 4"
Casters:	(2) 6" dia. x 2"	(2) 6" dia. x 2"
Dimensions (L x W x H):	64" x 31" x 43"	64" x 35" x 43"
Width (squeegee):	32", 35" or 38"	38" or 45"
Weight (w/out batteries):	491 pounds	494 pounds
Weight (w/batteries):	971 pounds	974 pounds
Brush/Pad System		
<i>Disk</i>		
Brush/Pad Size:	(2) 15.5"	(2) 17.0"
Motor Power:	(2) 1.0 hp	(2) 1.0 hp
Motor Speed:	350-rpm	350-rpm
Brush Pressure:	0-250 pounds	0-250 pounds
Pressure Settings:	(1-5) auto adjust	(1-5) auto adjust
<i>Cylindrical</i>		
Brush Size:	(2) 28" x 5.5"	(2) 32" x 5.5"
Motor:	(1) 2.0 hp	(1) 2.0 hp
Brush Speed:	850-rpm	850-rpm
Brush Pressure:	0-200 pounds	0-200 pounds
Pressure Settings:	(1-5) auto adjust	(1-5) auto adjust
Battery System		
Battery AH Rating:	396-amp hour	396-amp hour
Battery Description:	6-volt deep cycle	6-volt deep cycle
Battery Run Time:	Up to 5 hours	Up to 5 hours
Charger (110v/60 hz, Auto):	36 amp	36 amp
Solution System		
Solution Tank Capacity:	30 gallons	30 gallons
Solution Flow Rate:	0-.75 gal/min.	0-.75 gal/min.
Solution Drain Hose:	1.0" diameter	1.0" diameter
Solution Filter:	Inline/Stainless	Inline/Stainless
Recovery System		
Recovery Tank Capacity:	30 gallons	30 gallons
Vacuum Motor:	1.0 hp, 3-stage	1.0 hp, 3-stage
Water Lift:	68"	68"
Airflow (cubic feet/min):	72 cfm	72 cfm
Recovery Drain Hose:	2.0" diameter	2.0" diameter
Drive System		
Transaxle Description:	.75 hp, sealed	.75 hp, sealed
Forward Speed:	0-230 ft/min (4 mph)	0-230 ft/min (4 mph)
Reverse Speed:	0-130 ft/min (2 mph)	0-130 ft/min (2 mph)
Productivity		
Cleaning Width:	Disk: 29" Cyl.: 28"	Disk: 33" Cyl.: 32"
Cleaning Rate/Hour:	Disk: 29,000 (sq ft/hour) Cyl.: 28,000 (sq ft/hour)	Disk: 33,000 Cyl.: 32,000
Warranty		
Tanks: 10 years / Parts: 3 years / Labor: 1 year		
Optional Equipment		
• Spray Hose Attach.	• Non-marking Tires	
• Grey Caster Wheels	• Management "Lockout"	
• Key Switch	• Vacuum Wand Attach.	
• Remote Scrub Wand	• Variety of Brushes/Pads	
• Linatex Blades	• E-Stop	