

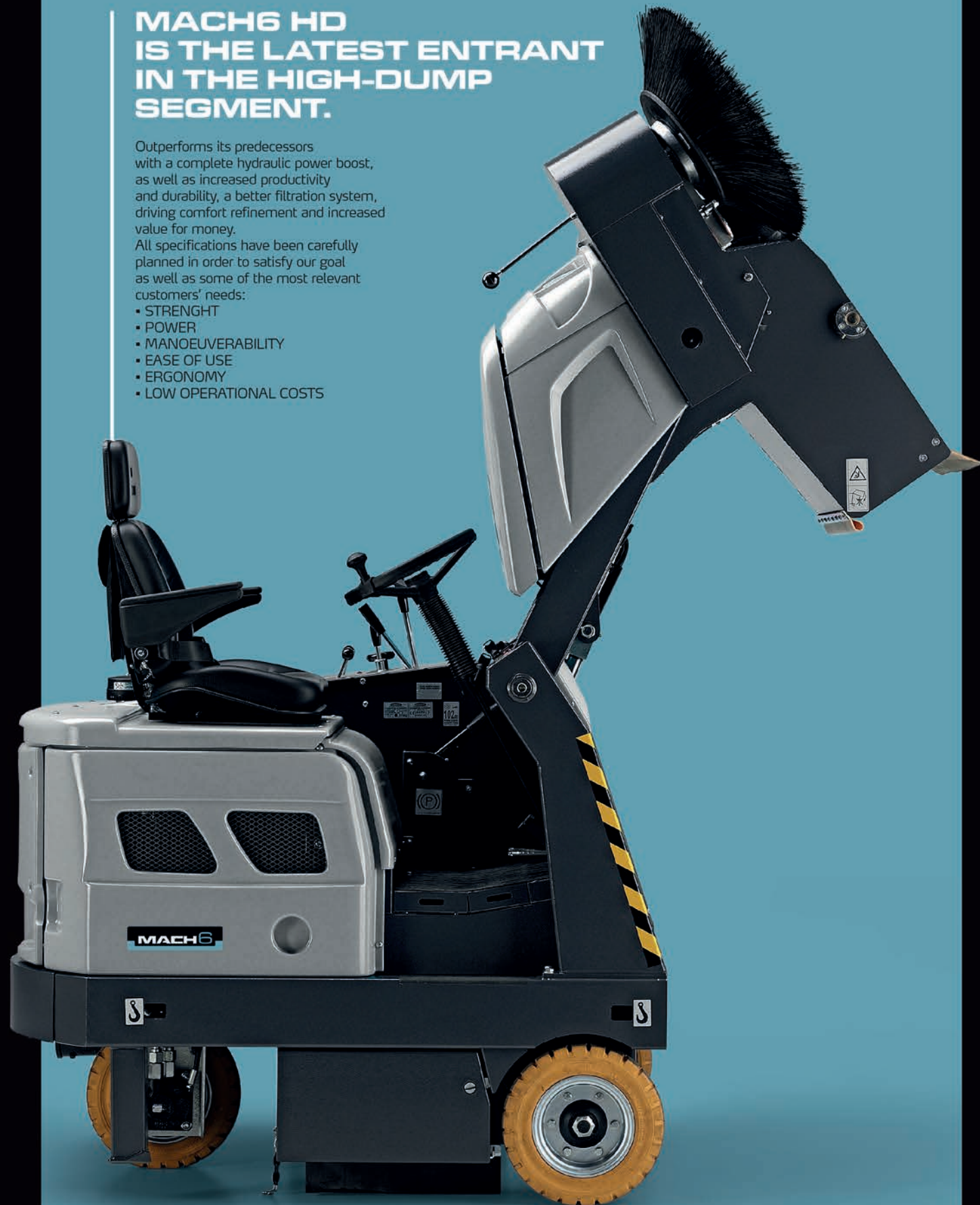


MACH6 HD IS THE LATEST ENTRANT IN THE HIGH-DUMP SEGMENT.

Outperforms its predecessors with a complete hydraulic power boost, as well as increased productivity and durability, a better filtration system, driving comfort refinement and increased value for money.

All specifications have been carefully planned in order to satisfy our goal as well as some of the most relevant customers' needs:

- STRENGTH
- POWER
- MANOEUVRABILITY
- EASE OF USE
- ERGONOMY
- LOW OPERATIONAL COSTS



VALUE ADDED OPTIONS

- Street omologation kit
- Flashing light (standard in UE countries)
- Dustguard for side brushes
- Overhead guard inclusive of flashing light
- PVC complete cabin kit
- Left side brush kit
- Polycarbonated windscreen and wiper
- Reverse speed warning light
- Complete light set
- Side mirror
- Spring seat
- Carpet cleaning kit
- Vacuum hose

AVAILABLE VERSIONS

MACH6 HDK with water cooled, three cylinder Kubota diesel engine

MACH6 HGK with dual LPG/gas drive

MACH6 EB battery driven, 36V


FIELDS OF APPLICATION

Industrial sites, communities and vicinities, schools, offices, religious buildings, hospitals, public buildings, airports, ports, shopping malls, logistical depots, cleaning companies, and multi services.

SUITABLE CLEANING SURFACES

Ceramics, marble, cement/concrete, linoleum, non-slip surfaces, porcelain tiling, and many other dirty conditions.

TECHNICAL SPECIFICATIONS	MACH6 HDK	MACH6 HGK	MACH6 EB
Sweeping path with 2 side bru.	62 in	62 in	N/A
Sweeping path with side brush	49.5 in	49.5 in	49.5 in
Sweeping path only main brush	36 in	36 in	36 in
Capacity of dirt container	63 gal	63 gal	63 gal
Dumping height, hydraulic lift	61 in	61 in	61 in
Forward speed	7.5 mph	7.2 mph	6.5 mph
Cleaning capacity	201,500 ft ² /h	193,105 ft ² /h	134,549 ft ² /h
Filter type	polyester bag	polyester bag	polyester bag
Drive	hydraulic	hydraulic	hydraulic
Drive motor	hydraulic	hydraulic	hydraulic
Main motor	Diesel, Kubota 20.6 hp	Gas, Kubota 29.5 hp + LPG	1 x 36V - 2.5 hp
Battery system	-	-	36V
Weight (with battery)	2,591 lb	2,564 lb	3,056 lb
Size (with brushes)	62 x 94 x 75h in	62 x 94 x 75h in	50 x 94 x 75h in



BASSO & SOHN TI 2014

MACH

SWEEPERS LINE



AUTHORIZED DEALER



MACH C/O EUREKA S.P.A.
 Viale dell'Artigianato 30/32
 35013 Cittadella PD ITALY
 tel +39 049 9481800
 fax +39 049 9481899
 INFO@MACHCLEANINGMACHINES.COM
 WWW.MACHCLEANINGMACHINES.COM

Mach prides itself by manufacturing products with high standards of quality, robustness and versatility, and by selling and servicing them through a highly selected and qualified worldwide network of distributors.



MACH 6

NOTHING BUT HEAVY DUTY!

STRONG, VERY STRONG!

The structure is exceptionally strong to allow the machine to handle the toughest applications. The powerful Kubota engine (three cylinders, 20.6 hp, liquid-cooled) grants extended reliability and world-wide assistance. More horsepower and liquid cooled system allows for overall better performances, and longer lasting life.

PRODUCTIVE, VERY PRODUCTIVE!

Fully hydraulic driven traction, container lift, brushes and vacuum fan, enable the new HDK clean the dirtiest floors very rapidly, and keep routine maintenance extremely simple, thus reducing downtime. More power allows for increased operational speed, which translates into increased productivity: an impressive 201,500 ft²/h at full speed (7.5 mph)!

EFFICIENT, VERY EFFICIENT!

The MACH6 is equipped as standard with a polyester bag filter, class L, which is particularly efficient for the retaining of fine dust, and has a much longer lasting life than all other traditional filters. The filter is anti-static, washable, and is equipped as standard with a highly efficient automatic filter-shaker which provides extreme cleaning every time the engine is turned off. This feature proves extremely helpful when operators neglect or forget to shake the filters manually.

MANOEUVRABLE, VERY MANOEUVRABLE!

The MACH6 is particularly compact to allow for maximum manoeuvrability in narrow spaces. Large diameter wheels are fitted all round to allow for efficient work on uneven surfaces, to overcome slopes and to get onto pavements. All wheels are of "full rubber" type, therefore you will not have to worry about checking air pressure or repair flats.

SIMPLE, VERY SIMPLE!

All controls are ergonomically laid out within the driver's reach and clearly marked. Furthermore, all parts, motors and engines are easily accessible for servicing as side, upper and rear panels can be fully opened.

MACH6



VALUE ADDED FEATURES


- HYDRAULIC DUMPING SYSTEM
- LONG-LIFE POLYESTER BAG FILTER
- AUTOMATIC FILTER SHAKER
- NO TOOLS BRUSH CHANGE
- RETRACTABLE SIDE BRUSH
- COMPLETE HEAD LIGHTS PACKAGE
- AUDIO BACK-UP ALARM
- VACUUM PRE-FILTER
- FULL RUBBER, NON-MARKING TYRES
- FLOATING HOPPER



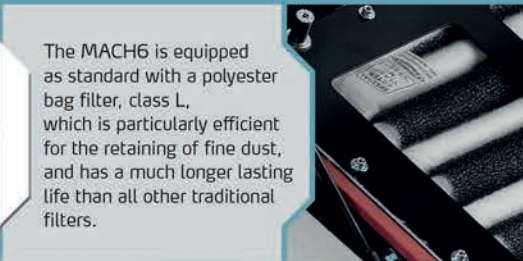
All parts, motors and engines are easily accessible for servicing as side, upper and rear panels can be fully opened. Batteries (EB version) can be replaced easily and quickly thanks to a battery trolley mounted on rolling bearings. This slides out for ease of use.



The gas version is also adapted for use with LPG. It will therefore be possible to work in both indoor and outdoor applications with the same machine.



The main and side brush can be quickly replaced without tools.



The MACH6 is equipped as standard with a polyester bag filter, class L, which is particularly efficient for the retaining of fine dust, and has a much longer lasting life than all other traditional filters.



Multi-level dumping system: the hopper, located in front of the machine, can be hydraulically raised up to 61 in from the floor. The hopper is actually floating on the floor, automatically adjusting to allow for easier pick up of larger waste.



The main brush floats on uneven floors, and automatically adjusts itself when worn. Additionally, the exclusive "Multi Bristle" system enables the main brush to achieve exceptional performances on most floor types.

