
Chapter 2

C

CONSOLE ASSEMBLY 10 - 15

D

DECAL ASSEMBLY 48

F

FORWARD/REVERSE PEDAL ASSEMBLY 40

FRAME ASSEMBLY 2

FRONT WHEEL DRIVE 4

R

REAR SQUEEGEE ASSEMBLY (34") 24

REAR SQUEEGEE ASSEMBLY (38") 32

REAR WHEEL ASSEMBLY 6

RECOVERY TANK ASSEMBLY 42

S

SCRUB DECK ASSEMBLY (34") 18

SCRUB DECK ASSEMBLY (38") 26

SCRUB DECK LIFT 16

SEAT ASSEMBLY 36

SOLUTION CONTROL 46

SOLUTION TANK ASSEMBLY 42

SIDE SQUEEGEE ASSEMBLY (38" LH) 30

SIDE SQUEEGEE ASSEMBLY (34" LH) 20

SIDE SQUEEGEE ASSEMBLY (34" RH) 22

SIDE SQUEEGEE ASSEMBLY (38" RH) 28

SQUEEGEE LIFT ASSEMBLY 34

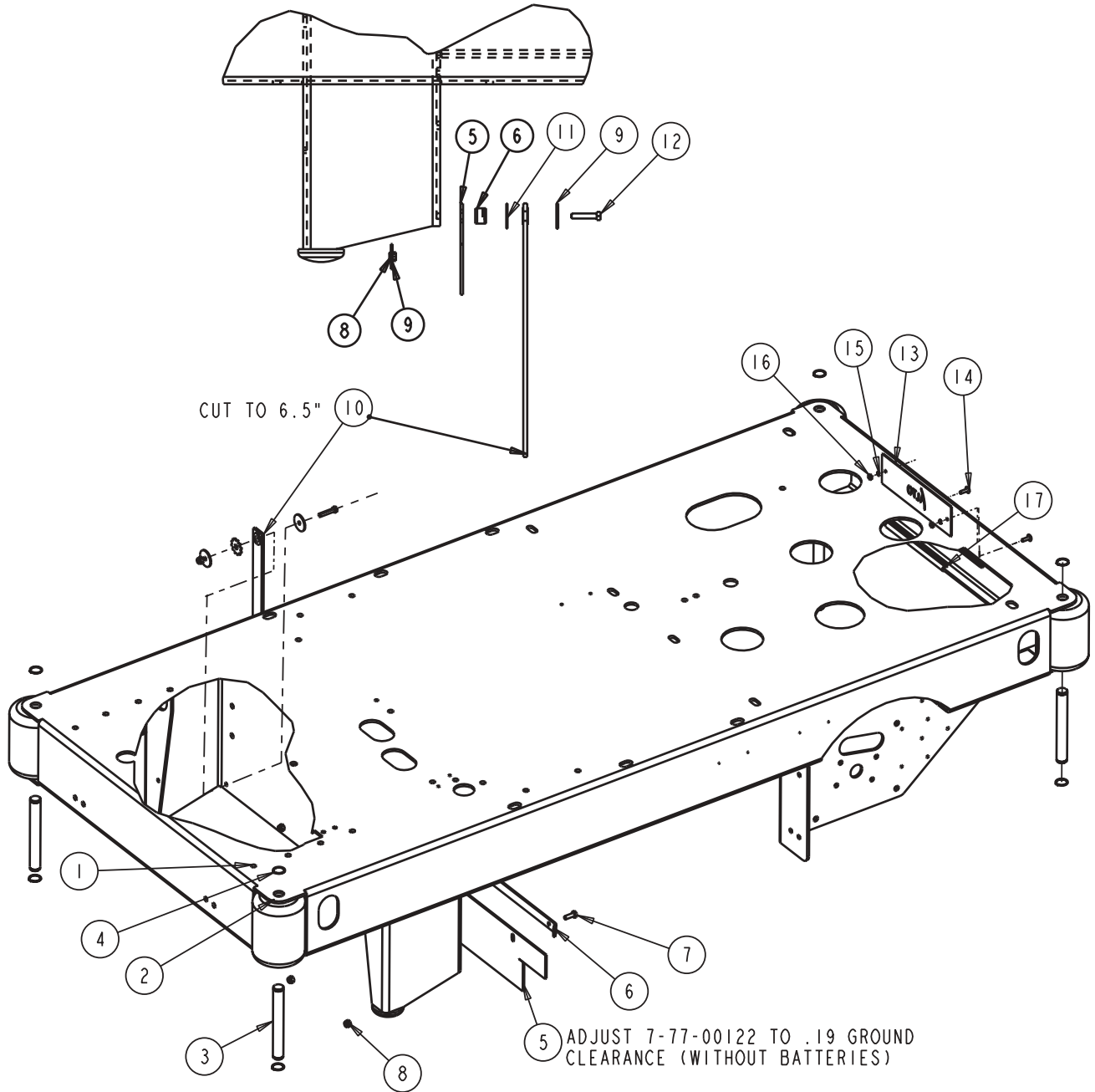
STEERING 8

V

VACUUM ASSEMBLY 38

FRAME ASSEMBLY

ITEM	QTY	PART NUMBER	DESCRIPTION
1	1	7-27-07223	MAIN FRAME WELDMENT
2	4	7-66-05011-1	ROLLER-BUMPER
3	4	7-70-05175	PIN-ROLLER BUMPER
4	8	2-00-00540	RING-RET. EXT.#5100-75 FOR 3/4 D.
5	1	7-77-00122	RUBBER-FRONT SPLASH
6	1	7-13-07184	CLAMP-FRONT SPLASH
7	4	2-00-00221	BOLT-HEX HEAD, FINISHED, 1/4-20x3/4 lg
8	5	2-00-00641	NUT, FIBER INSERT 1/4-20
9	2	2-00-00447	1.25 X .281 X .089 FLAT WASHER
10	1	8-79-00030	STATIC STRAP
11	1	2-00-03829	LOCK WASHER, 3/8 INT./EXT. TOOTH
12	1	2-00-02587	SCREW-CAP, HEX HEAD, .25-20 X 1.250
13	1	7-58-05287	PLATE-DECAL
14	2	2-00-00118	#10-24 RHM .625 LG
15	2	2-00-00519	WASHER-LOCK, #10-24, HELICAL SPRING
16	2	2-00-00605	NUT-#10-24 HEX
17	1	7-21-04050	EDGING, FRAME

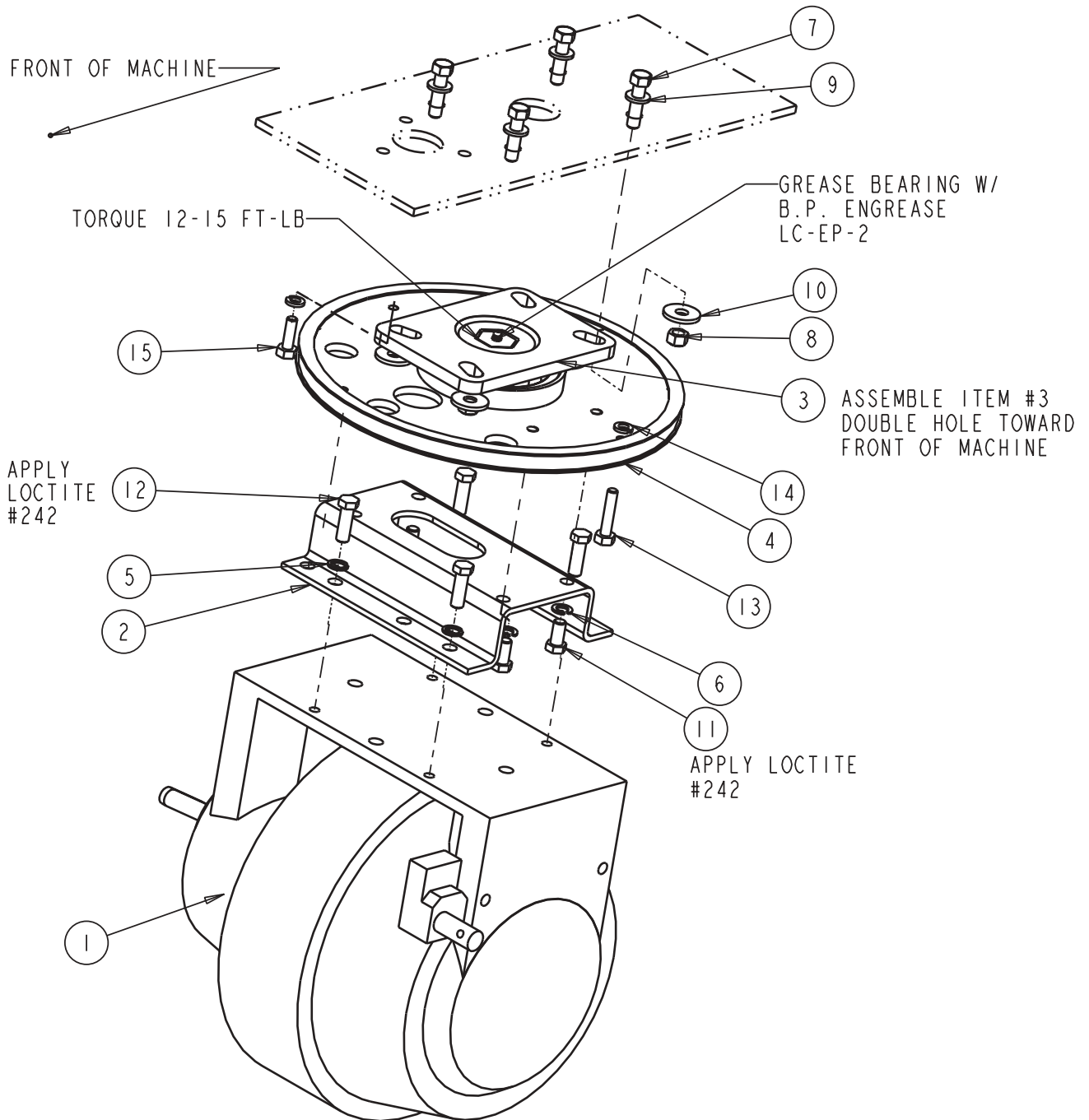


FRONT WHEEL DRIVE

ITEM	QTY	PART NUMBER	DESCRIPTION
1	1	0785-091	DRIVE ASSY. (AMER motor brushes kit PN: 0780-596) (TIRE: 7-85-06017)
2	1	7-58-05281	BRACKET, DRIVE MTG
3*	1	7-57-05071	STEERING PIVOT ASSEMBLY
4	1	7-13-05065	STEERING CHAIN
5	4	2-00-02311	LOCK WASHER, 7/16 MEDIUM
6	4	2-00-02310	LOCK WASHER, 3/8" HELICAL SPRING
7	4	2-00-00234	SCREW, 3/8-16 X 1-1/2 HHC
8	4	2-95-04182	HEX NUT, 3/8-16 STOP
9	4	2-00-00402	WASHER, 25/64" ID X 3/4" OD
10	4	2-00-03266	WASHER
11	4	2-00-04625	SCREW, 3/8-24 X .75 LG
12	4	2-00-05005	SCREW, M10 x 1.5 x 30mm, HHC
13	1	2-00-02709	SCREW, 5/16-18 x 1.5, FULL THREAD HHC
14	2	2-00-00530	LOCK WASHER, 5/16"
15	1	2-00-02708	SCREW, 5/16-18 x 1.00" HEX HEAD

*SERVICE PART NUMBER IS 7-57-05071-1; TO BE ASSEMBLED AS SHOWN
WITH DOUBLE HOLE TOWARDS FRONT OF MACHINE

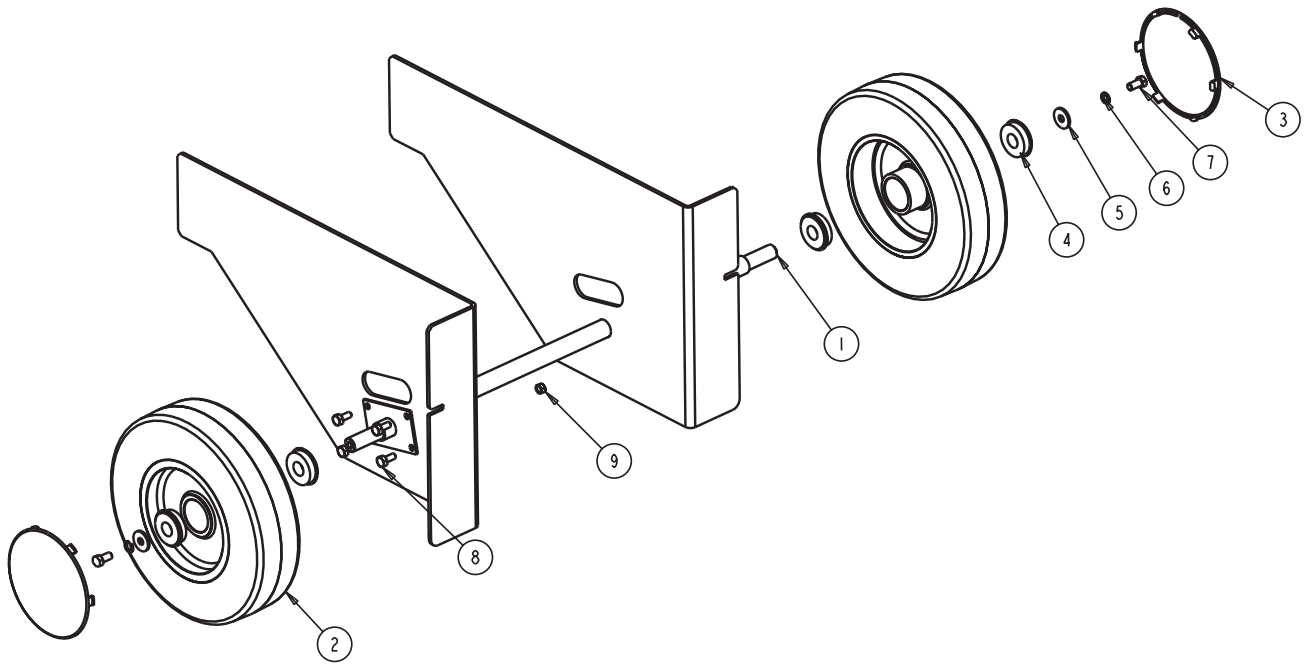
FRONT WHEEL DRIVE



REAR WHEEL ASSEMBLY

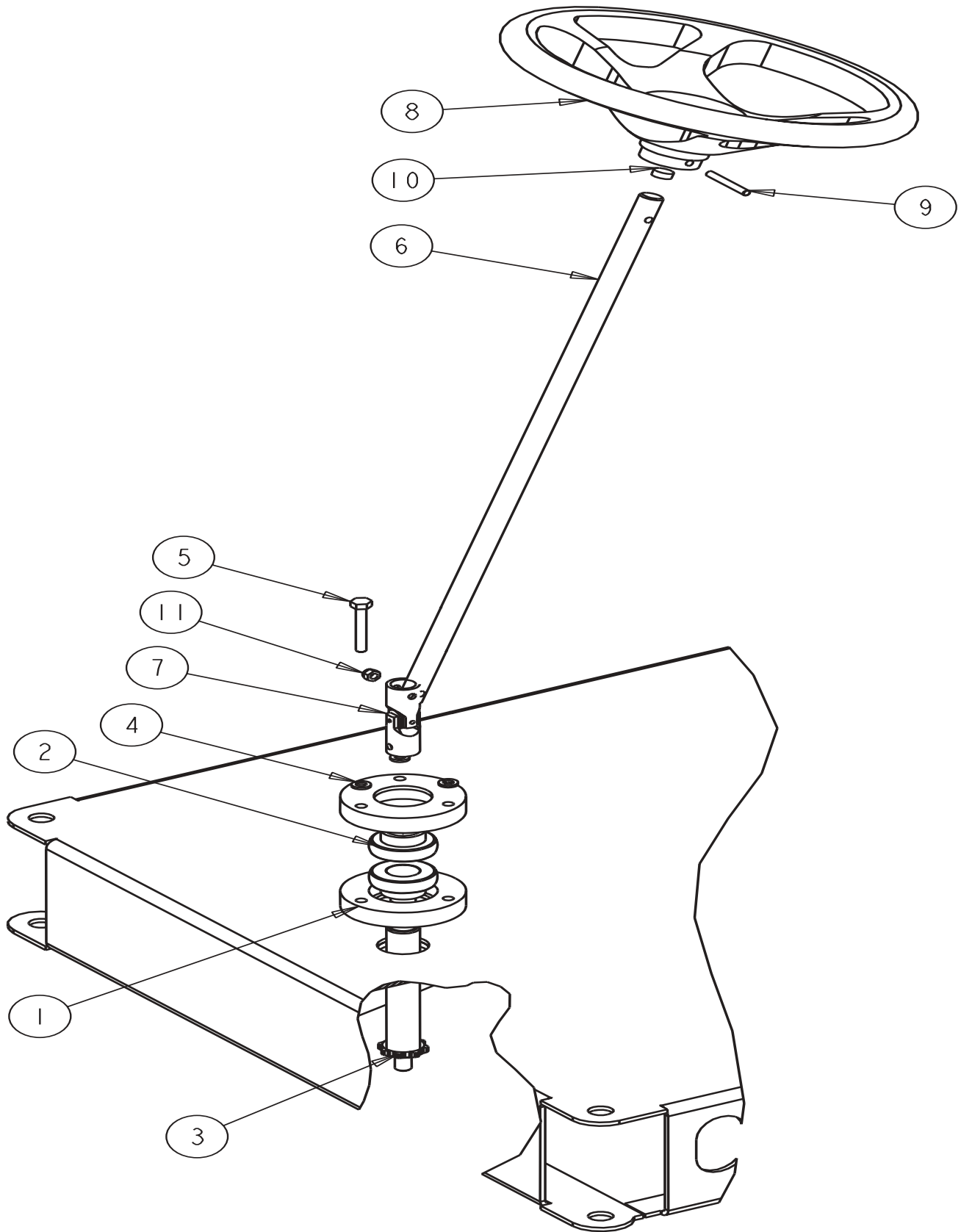
ITEM	QTY	PART NUMBER	DESCRIPTION
1	1	7-03-09015	AXLE-REAR WHEELS
2	2	7-89-08096	WHEEL-REAR
3	2	34711B	WHEEL COVER
4	4	2-00-04636	BEARING
5	2	2-00-03266	WASHER
6	2	2-00-02310	WASHER-LOCK, 3/8", HELICAL SPRING
7	2	2-00-00232	BOLT-HEX HEAD, FINISHED, 3/8-16
8	4	2-00-00208	SCREW, 5/16-18 x .750 HHC
9	4	2-00-00644	NUT, HEX, INSERT FIBER, 5/16-18

REAR WHEEL ASSEMBLY



STEERING

ITEM	QTY	PART NUMBER	DESCRIPTION
1	2	7-25-06031	FLANGE - STEERING MOUNT
2	2	2-00-05159	BEARING
3	1	7-70-05182	SHAFT-STEERING
4	3	2-00-00530	5/16" LOCK WASHER
5	3	2-00-00227	SCREW, 5/16-18 HHC X 2-1/2 LG
6	1	7-70-05176	SHAFT-STEERING WHEEL
7	1	7-37-00001	UNIVERSAL JOINT
8	1	7-89-08083	STEERING WHEEL
9	1	2-00-05417	ROLL PIN (1/4 DIA. X 2 LG.)
10	1	7-75-01196	SPACER-STEERING WHEEL
11	2	2-00-00641	NUT, FIBER INSERT 1/4-20



CONSOLE ASSEMBLY

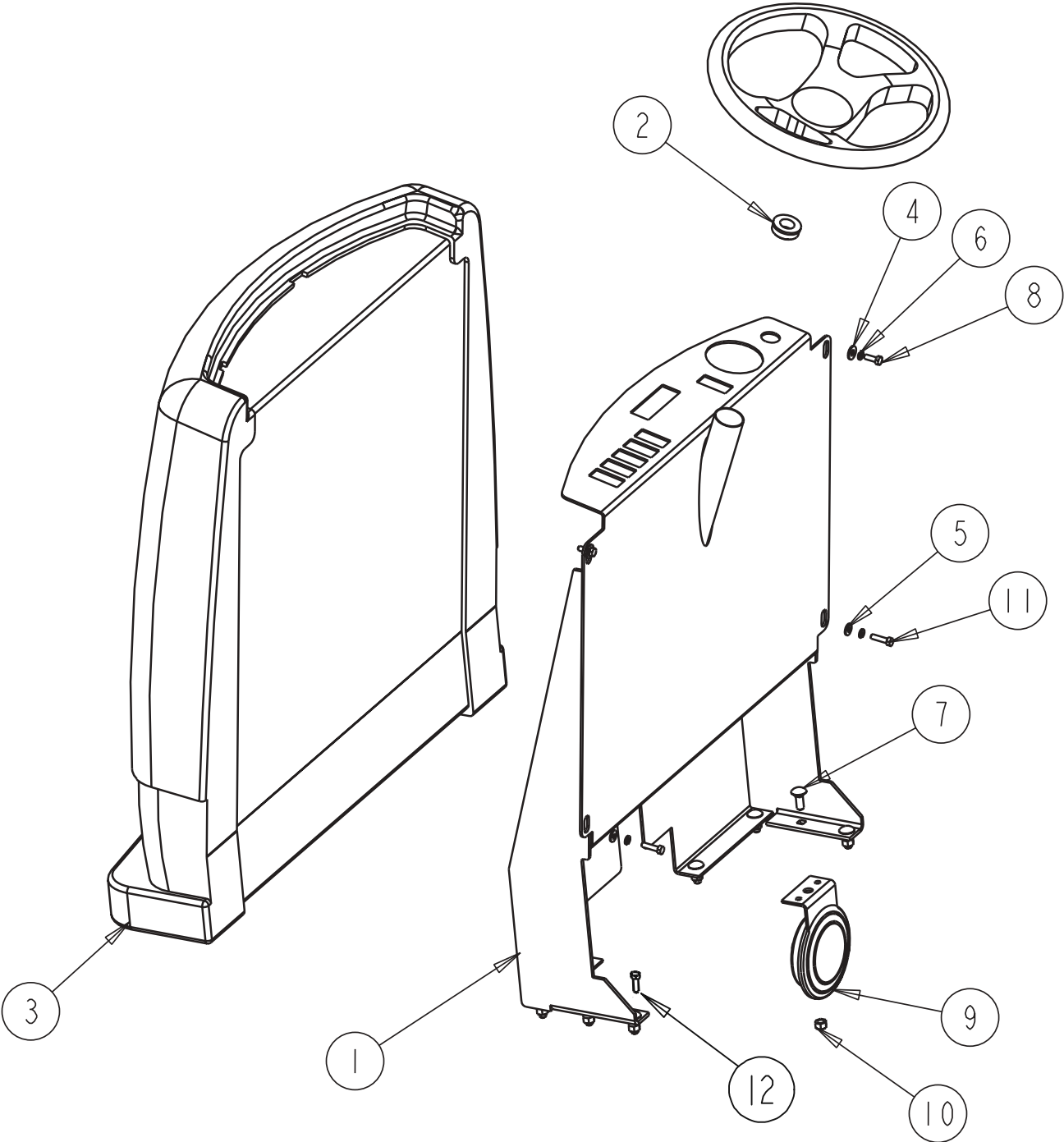
ITEM	QTY	PART NUMBER	DESCRIPTION
1	1	7-52-00192	FRONT CONTROL PANEL
2	1	8-06-01084	BEARING-PLASTIC
3*	1	7-33-05121	CONSOLE
4	2	2-00-00451	WASHER, FLAT
5	2	2-00-03702	WASHER, .625 x .281 x .063
6	4	2-00-00518	WASHER, LOCK, 1/4, HELICAL SPRING
7	7	2-00-03855	3/8-16 x 1.0, CARRAGE BOLT
8	4	2-00-04880	SCREW, 1/4-20 x 3/4 BHS GR 8 ZN
9	1	8-32-09008	HORN
10	8	2-95-04182	NUT, HEX, STOP, 3/8-16
11	2	2-00-00205	BOLT-HEX HEAD, FINISHED, 1/4-20
12	1	2-00-03750	3/8-16 x 1.5 CARRIAGE BOLT

*IF REPLACING ITEM #3, YOU MUST ALSO ORDER:

1 OF 8-18-00523 (ENCORE DECAL)

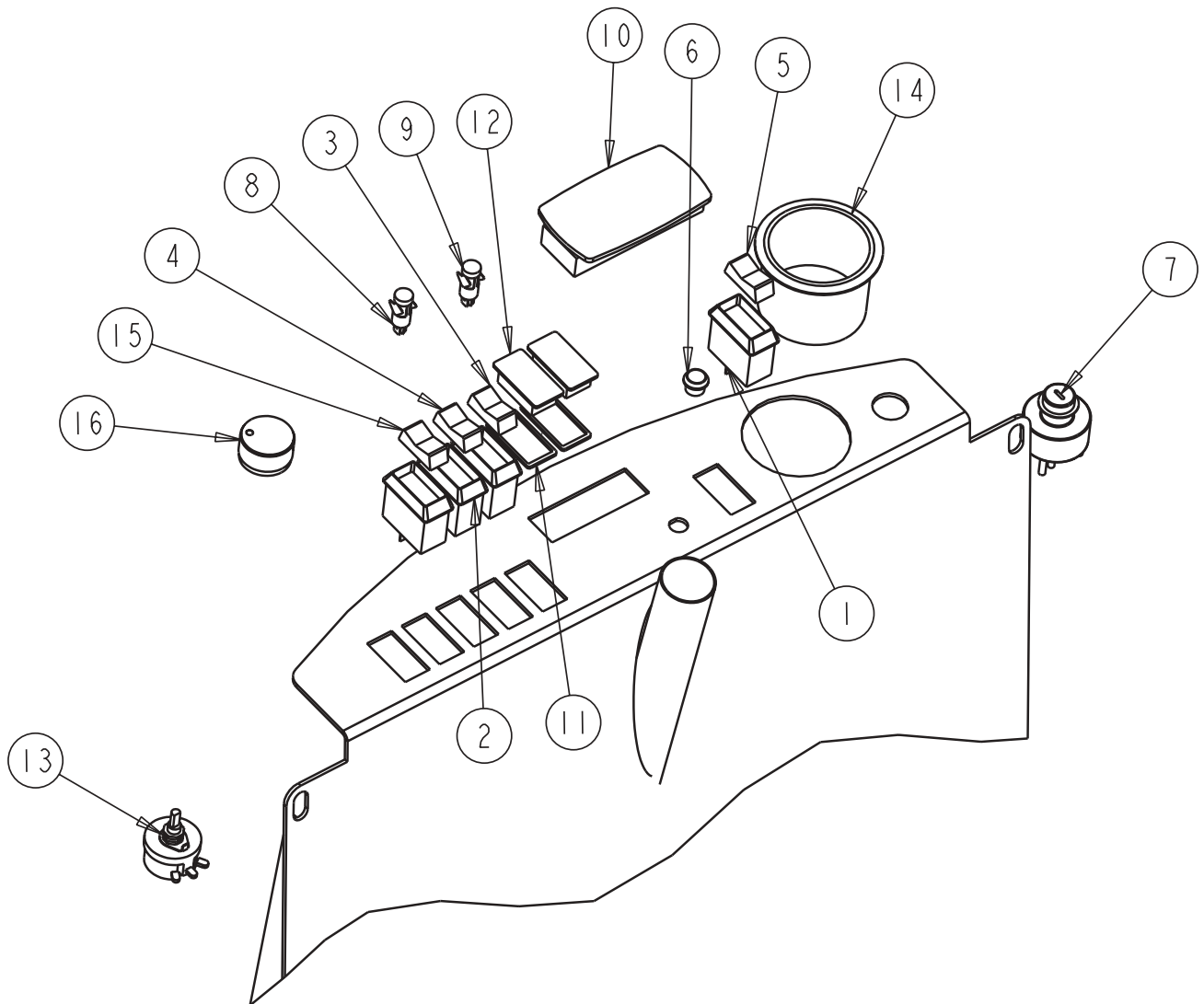
1 OF 8-18-00551 (DIVISION OF ALTO DECAL)

(REFERENCE PAGE 2-48 OF THIS MANUAL FOR PLACEMENT)



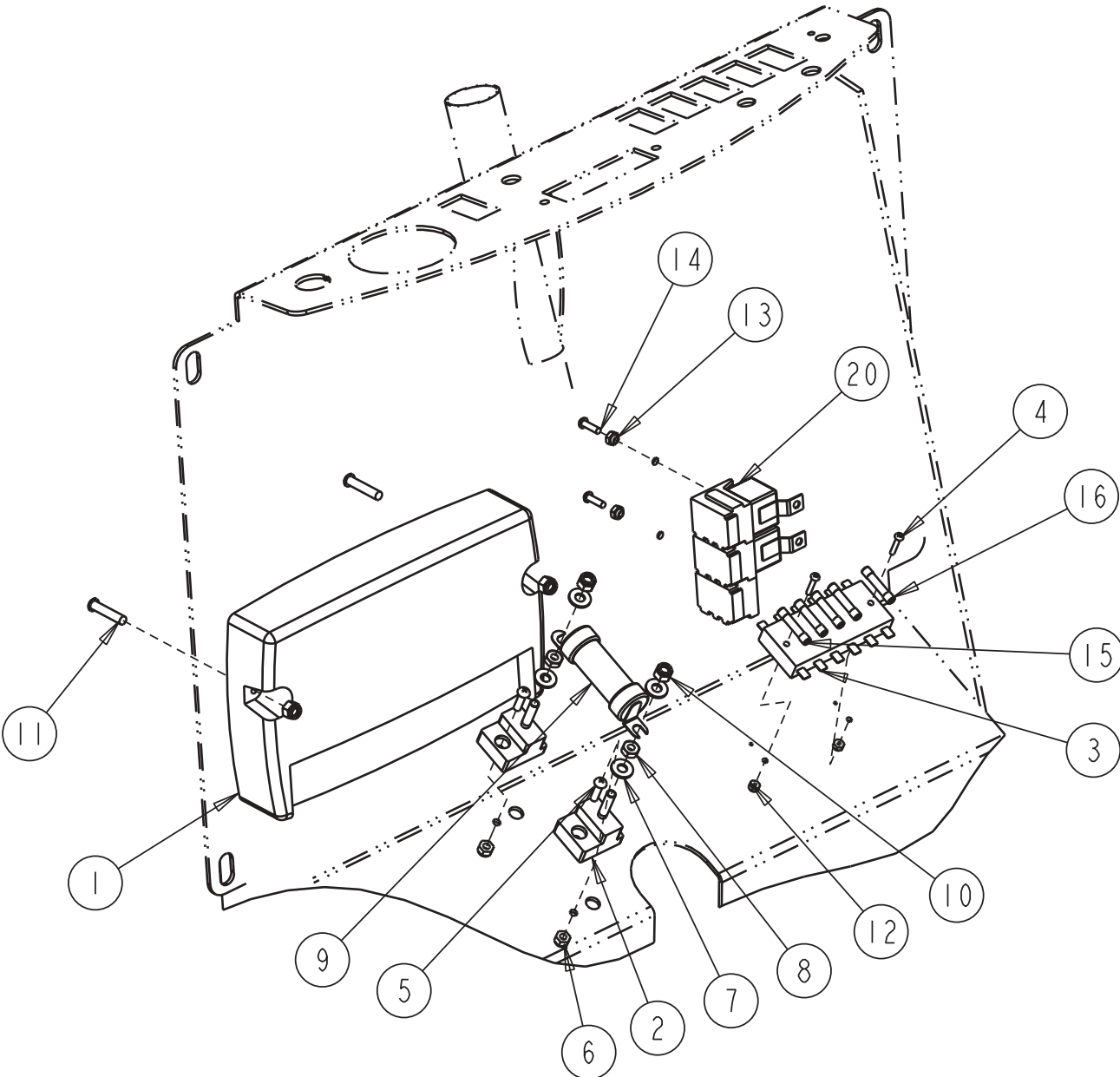
CONSOLE ASSEMBLY CON'T.

ITEM	QTY	PART NUMBER	DESCRIPTION
1	3	2-00-05845	SWITCH BODY, SPDT
2	1	2-00-05846	SWITCH BODY, SCRUB PRESSURE
3	1	2-00-05842	ACTUATOR, SQUEEGEE
4	1	2-00-05843	ACTUATOR, SCRUB PRESSURE
5	1	2-00-05834	ACTUATOR, FORWARD/REVERSE
6	1	2-00-05870	SWITCH, BLACK BUTTON
7	1	8-82-00041	KEY SWITCH (IGNITION)
8	1	7-40-05037	LIGHT-RED
9	1	7-40-05038	LIGHT-AMBER
10	1	7-64-05018	INTERFACE, LCD
11	2	2-00-05869	GASKET, SWITCH
12	2	2-00-05868	SWITCH PLUG, SEALED PANEL
13	1	0795-280	RHEOSTAT, SOLUTION FLOW ASSY
14	1	7-32-03026	HOLDER, CUP
15	1	2-00-05844	ACTUATOR, SCRUB MODE
16	1	7-39-00028	KNOB-SOLUTION FLOW MODULE



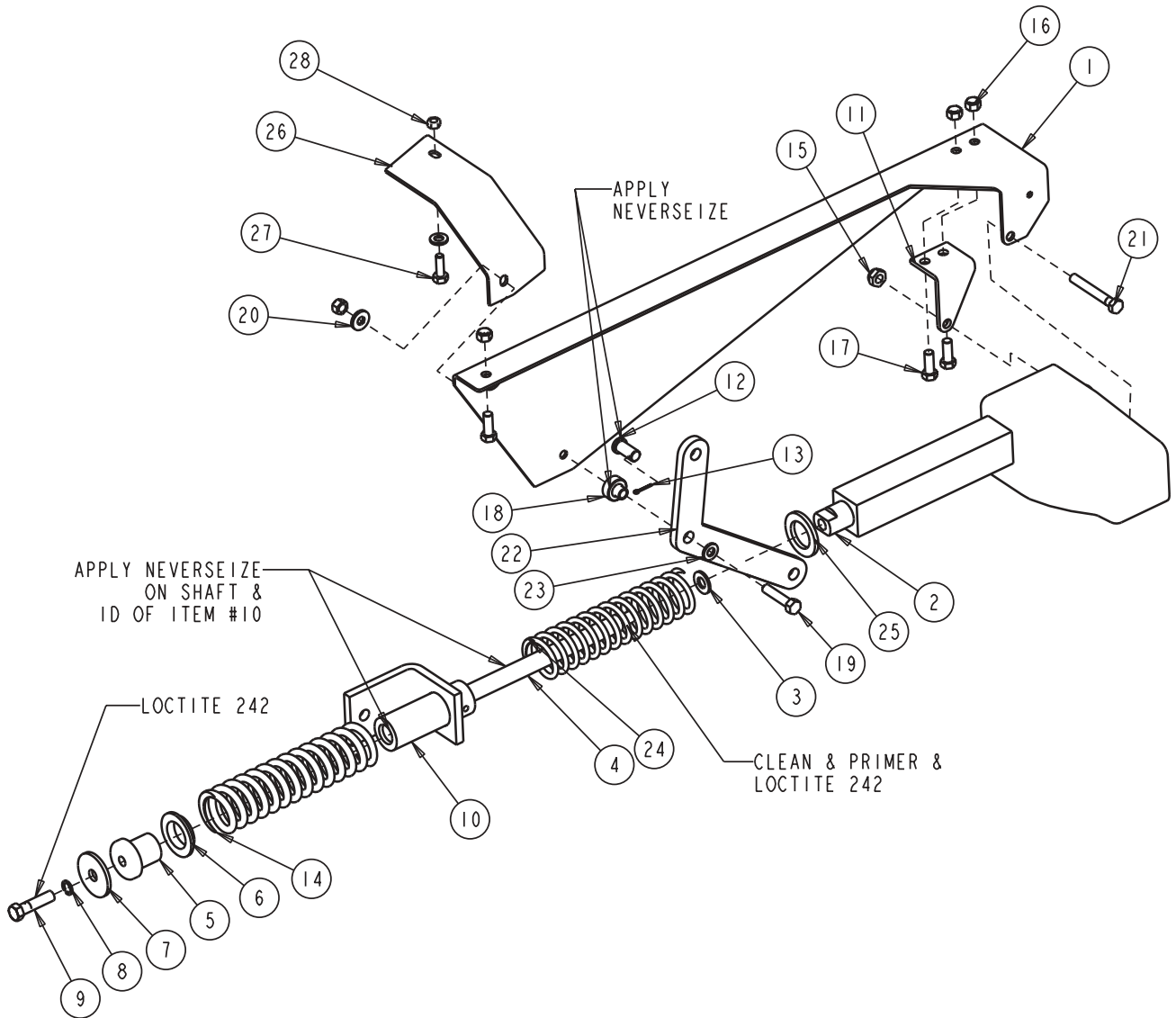
CONSOLE ASSEMBLY CON'T.

ITEM	QTY	PART NUMBER	DESCRIPTION
1	1	7-64-05019	CONTROLLER, MOTOR
2	2	8-06-05004	TERMINAL BLOCK
3	1	2-00-05862	FUSE BLOCK
4	2	2-00-00093	SCREW RHM 6-32 X .75
5	2	2-00-00056	SCREW-#10-24 X .75 RHM
6	2	2-00-01246	NUT-#10-24 ELASTIC STOP NUT
7	4	2-00-03702	WASHER, .625 x .281 x .063
8	2	2-00-00594	NUT, HEX 1/4-20
9	1	8-28-05019	FUSE, 70 AMP
10	4	2-00-00641	NUT, FIBER INSERT 1/4-20
11	2	2-00-00060	SCREW RHM .25-20 X 1.25 ZN
12	2	2-00-00645	NUT-HEX INS-FIBRE #6-32, ZN
13	2	2-00-01372	NUT, HEX, #8-32 FIBER LOCK
14	2	2-00-00068	SCREW, 8-32x .625, RHM
15	4	2-00-05860	FUSE, GLASS, 10 AMP
16	1	2-00-05861	FUSE, GLASS, 2 AMP
17	1	0795-169	MACHINE HARNESS
18	1	0795-175	MOTOR WIRE ASSEMBLY
19	1	0795-176	POWER HARNESS
20	2	8-64-00019	RELAY-36V



SCRUB DECK LIFT

ITEM	QTY	PART NUMBER	DESCRIPTION
1	1	7-81-00264	SUPPORT, ACTUATOR
2	1	0782-167	ACTUATOR
3	1	2-00-00405	FLAT WASHER, 1.063 x .531 x .094
4	1	7-66-00203	ROD, BRUSH SPRING
5	1	7-09-01157	BUSHING
6	1	7-23-03120	WASHER, SPRING GUIDE
7	1	2-00-05414	WASHER, FLAT 2.00 OD x .515 ID x .167 THK
8	1	2-00-02311	7/16 MEDIUM LOCKWASHER
9	1	2-00-02611	BOLT, 7/16-14 x 1.750
10	1	7-03-04238	ARM, PIVOT
11	1	7-57-05069	PIVOT, BRUSH ACTUATOR
12	1	7-55-08158	PIN, BRUSH LIFT PIVOT
13	4	2-00-02428	COTTERPIN, .062 DIA x .75 LG
14	1	7-76-00128	SPRING, DECK LIFT
15	1	2-00-00643	LOCKNUT, 3/8-16 ELASTIC
16	4	2-95-04182	NUT, HEX, STOP, 3/8-16
17	3	2-00-00233	BOLT, HEX HEAD, FINISHED, 3/8-16 x 1.00
18	1	7-09-01159	BUSHING, DECK ACTUATOR PIVOT
19	1	2-00-00235	SCREW, HHC 3/8-16 x 1.75
20	1	2-00-04801	FLAT WASHER, 1.00 x .39 x .06
21	1	2-00-04699	SCREW, 3/8-16 x 2.75 LG HHC
22	1	7-03-04239	ARM, DECK
23	1	2-00-00402	WASHER, 25/64" ID x 3/4" OD
24	1	7-76-00129	SPRING, DECK LIFT ACTUATOR (51 LB/IN)
25	1	8-75-01167	SPACER, 2.0 OD x 1.25 ID x .17 THICK
26	1	7-08-02053	BRACKET, DECK LIFT
27	1	2-00-02708	SCREW, HEX HEAD, 5/16-18 x 1.0
28	1	2-00-00644	NUT, HEX, INSERT FIBER, 5/16-18 0

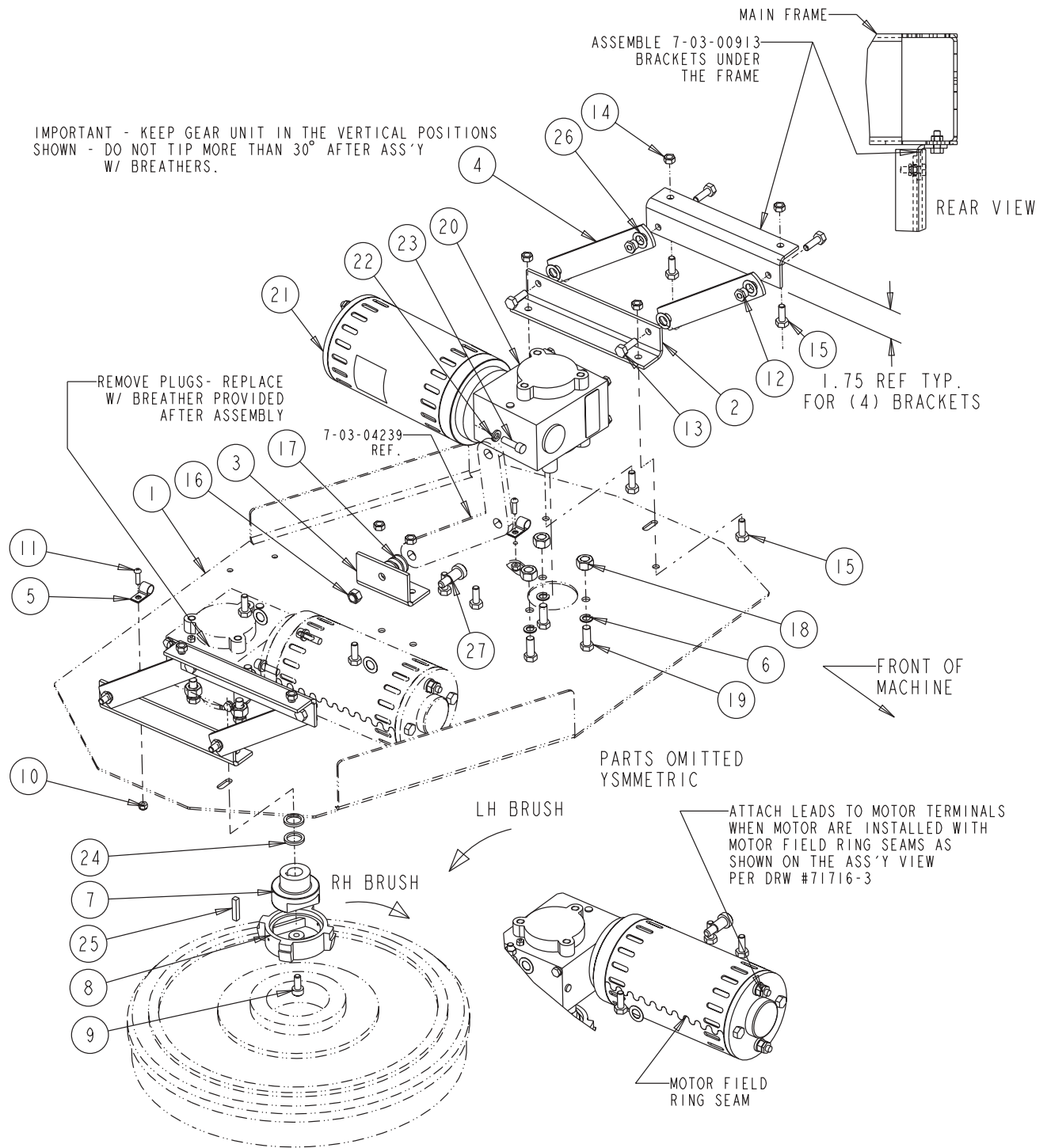


SCRUB DECK ASSEMBLY (34")

ITEM	QTY	PART NUMBER	DESCRIPTION
1	1	7-27-07191-1	SCRUB DECK (34 ")
2	4	7-08-00913	BRACKET-BRUSH ARM
3	1	7-08-00914	BRACKET-BRUSH LOAD
4	4	7-03-04176	LINK-BRUSH FRAME
5	2	2-00-04602	CLAMP
6	6	2-00-02310	LOCK WASHER, 3/8" HELICAL SPRING
7	2	7-33-09034	HUB BRUSH DRIVER
8	2	7-20-00006	BRUSH DRIVER-MALE WITH HUB
9	2	2-00-03214	CAP SCREW, SOCKET HEAD, 5/16-18 x 3/4 LG
10	2	2-00-01246	NUT, #10-24 ELASTIC STOP NUT
11	2	2-00-00056	SCREW, #10-24 x .75 RHM
12	8	7-23-03056	NUT
13	8	2-00-02708	SCREW, HEX HEAD, 5/16-18 x 1.00"
14	10	2-00-00644	NUT, HEX, INSERT FIBER, 5/16-18
15	10	2-00-01255	SCREW, HEX HEAD, 5/16-18 x 7/8 LG
16	1	2-00-05297	NUT, 3/8-16 FIBER INSERT
17	3	2-00-00405	FLAT WASHER, 1.063 x .531 x .094
18	6	2-00-00596	NUT, HEX HEAD, 1/2-13
19	6	2-00-00233	BOLT-HEX HEAD, FINISHED, 3/8-16 x 1.00
20*	2	0785-088	REDUCER ASSY (RATIO 18.5 TO 1)
21*	2	0782-144	BRUSH MOTOR (Motor brushes replacement kit: 0780-582)
22*	4	2-00-00530	LOCK WASHER, 5/16
23*	4	2-00-00809	SCREW-HSHC .31-18 x 1.00
24	4	2-00-03169	SPACER
25	2	2-00-00706	1/4" SQ. x 1.25 KEY
26	8	2-00-03382	SPRING WASHER
27	1	2-00-05401	SCREW, 3/8-16 HEX SOCKET HEAD

*COMPONENTS OF SUB-ASSEMBLY 0760-541

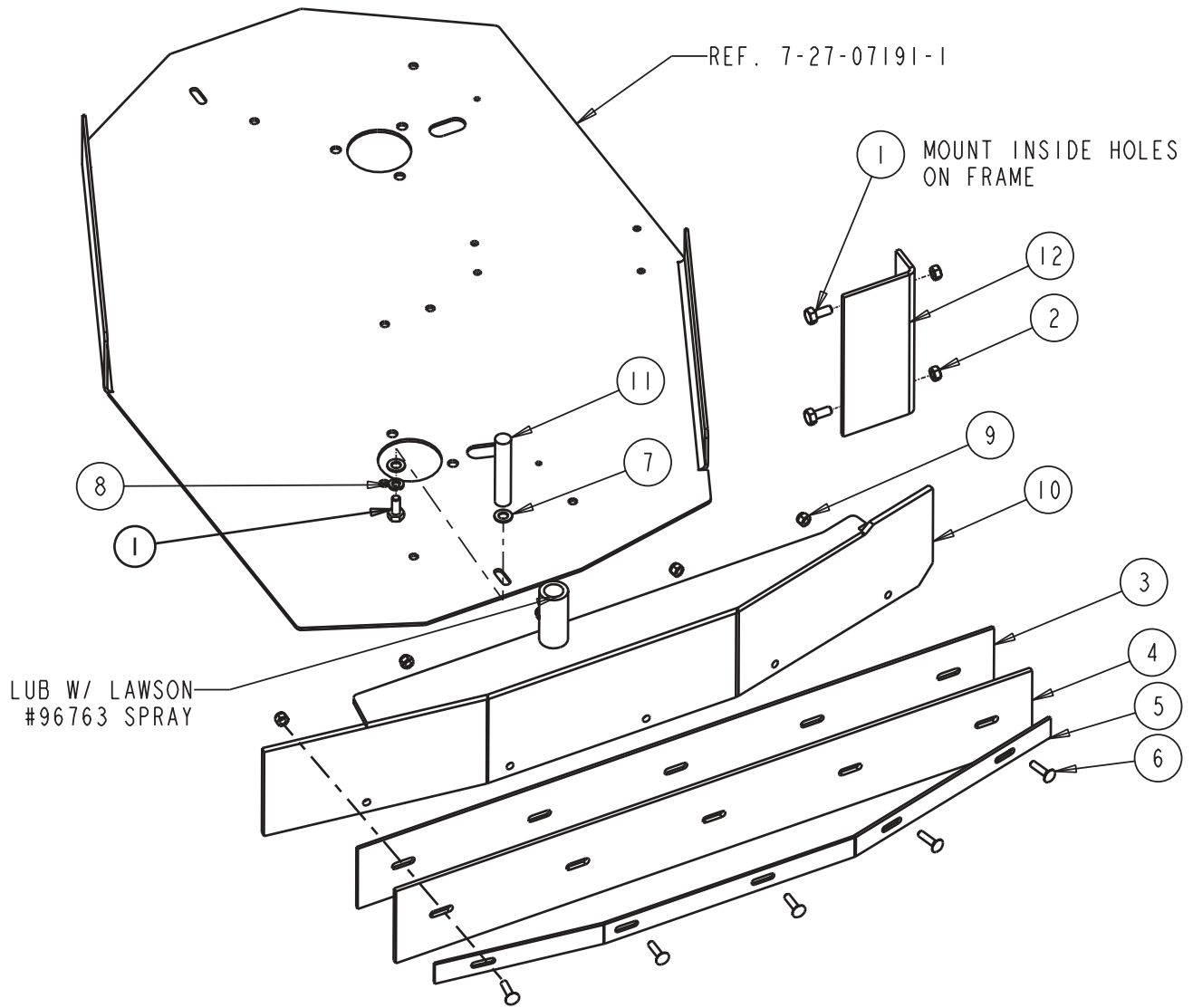
SCRUB DECK ASSEMBLY (34")



SIDE SQUEEGEE ASSEMBLY (34" LH)

ITEM	QTY	PART NUMBER	DESCRIPTION
1	3	2-00-00208	SCREW, 5/16-18 x .750 HHC
2	2	2-00-00644	NUT, HEX, INSERT FIBER, 5/16-18
3	1	7-77-00119	RUBBER-LH SIDE SQUEEGEE (INNER)
4	1	7-77-00120	RUBBER-LH SIDE SQUEEGEE (OUTER)
5	1	7-13-07183	CLAMP-LH SIDE SQUEEGEE (34)
6	5	2-00-02196	CARRIAGE BOLT, 1/4-20 LG
7	2	2-00-00409	FLAT WASHER, .687 x .344 x .062
8	1	2-00-00530	5/16" LOCK WASHER
9	5	2-00-00641	NUT, FIBER INSERT 1/4-20
10	1	7-86-08074	TOOL-LH SIDE SQUEEGEE (WELDED) (34")
11	1	7-55-08180	PIN-SIDE SQUEEGEE LOCK
12	1	7-08-01169	BRACKET-SIDE SQUEEGEE

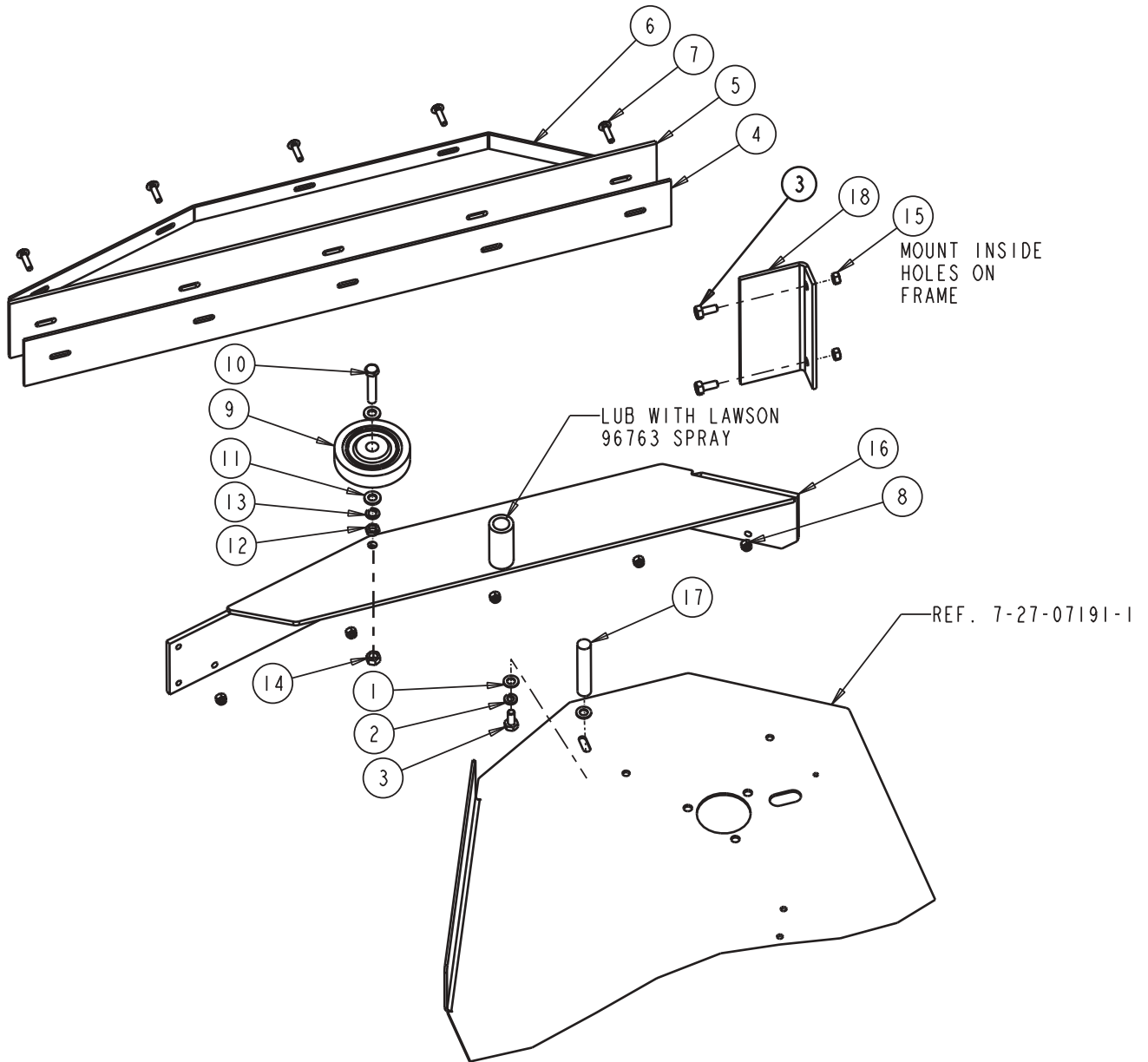
SIDE SQUEEGEE ASSEMBLY (34" LH)



SIDE SQUEEGEE ASSEMBLY (34" RH)

ITEM	QTY	PART NUMBER	DESCRIPTION
1	2	2-00-00409	FLAT WASHER, .687 x .344 x .062
2	1	2-00-00530	LOCK WASHER, 5/16"
3	3	2-00-00208	SCREW, 5/16-18 x .750 HHC
4	1	7-77-00118	RUBBER-RH SIDE SQUEEGEE (INNER)
5	1	7-77-00121	RUBBER-RH SIDE SQUEEGEE (OUTER)
6	1	7-13-07182	CLAMP-RH SIDE SQUEEGEE (34 + 38)
7	5	2-00-02196	CARRIAGE BOLT, 1/4-20 LG
8	5	2-00-00641	NUT, FIBER INSERT 1/4-20
9	1	7-89-08023	WHEEL
10	1	2-00-00216	BOLT, HEX HEAD, 3/8-16 x 2"
11	2	2-00-00402	WASHER, 25/64" ID x 3/4" OD
12	1	2-00-02369	NUT, 3/8-16
13	1	2-00-02310	LOCK WASHER, 3/8" HELICAL SPRING
14	1	2-00-02360	NUT, HEX, 3/8-16
15	2	2-00-00644	NUT, HEX, INSERT FIBER, 5/16-18
16	1	7-86-08075	TOOL-RH SIDE SQUEEGEE (WELDED) (34 IN.)
17	1	7-55-08180	PIN-SIDE SQUEEGEE LOCK
18	1	7-08-01169	BRACKET-SIDE SQUEEGEE

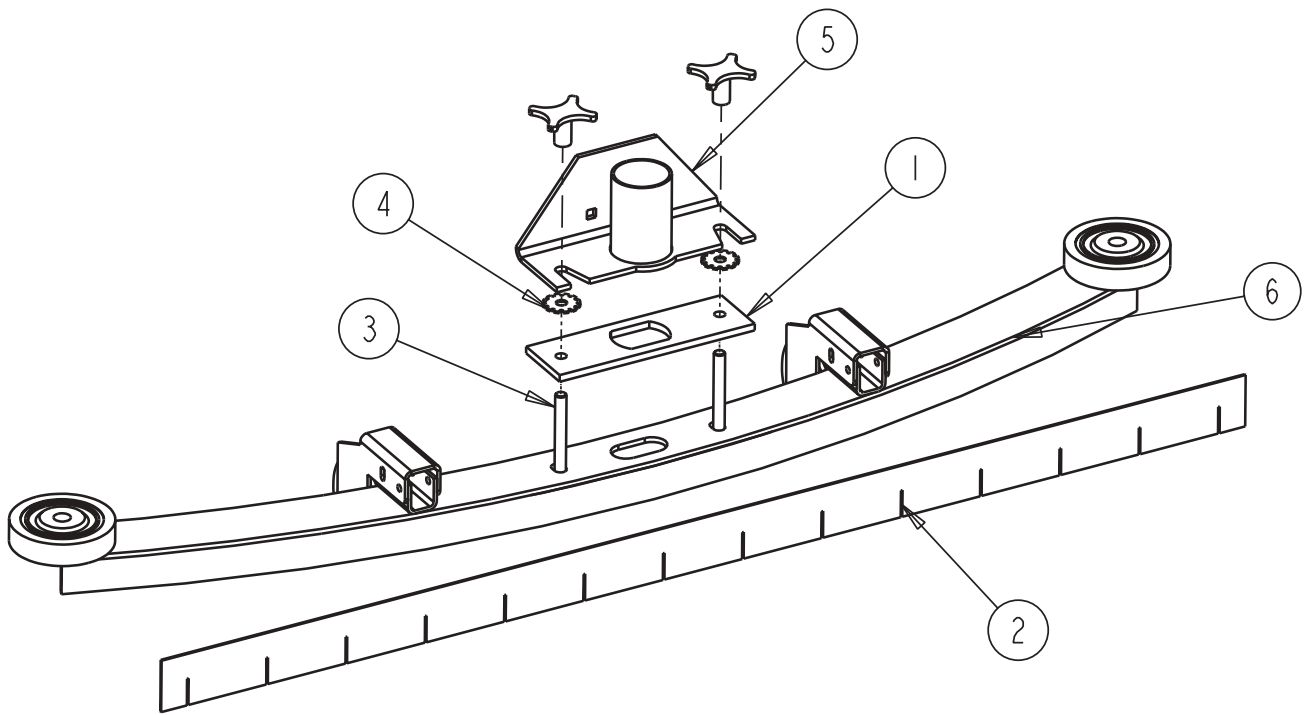
SIDE SQUEEGEE ASSEMBLY (34" RH)



REAR SQUEEGEE ASSEMBLY (34")

ITEM	QTY	PART NUMBER	DESCRIPTION
1	1	7-29-00243	GASKET, TOOL INLET
2	1	7-77-00123	RUBBER, INNER REAR SQUEEGEE (34")
3	2	2-00-00237	SCREW, 3/8-16 x 3.00 HHC
4	2	2-00-03829	LOCK WASHER, 3/8 INT./EXT. TOOTH
5	REF	7-25-02096	FITTING, SQUEEGEE MOUNTING WELDMENT
6	1	18816K	SQUEEGEE

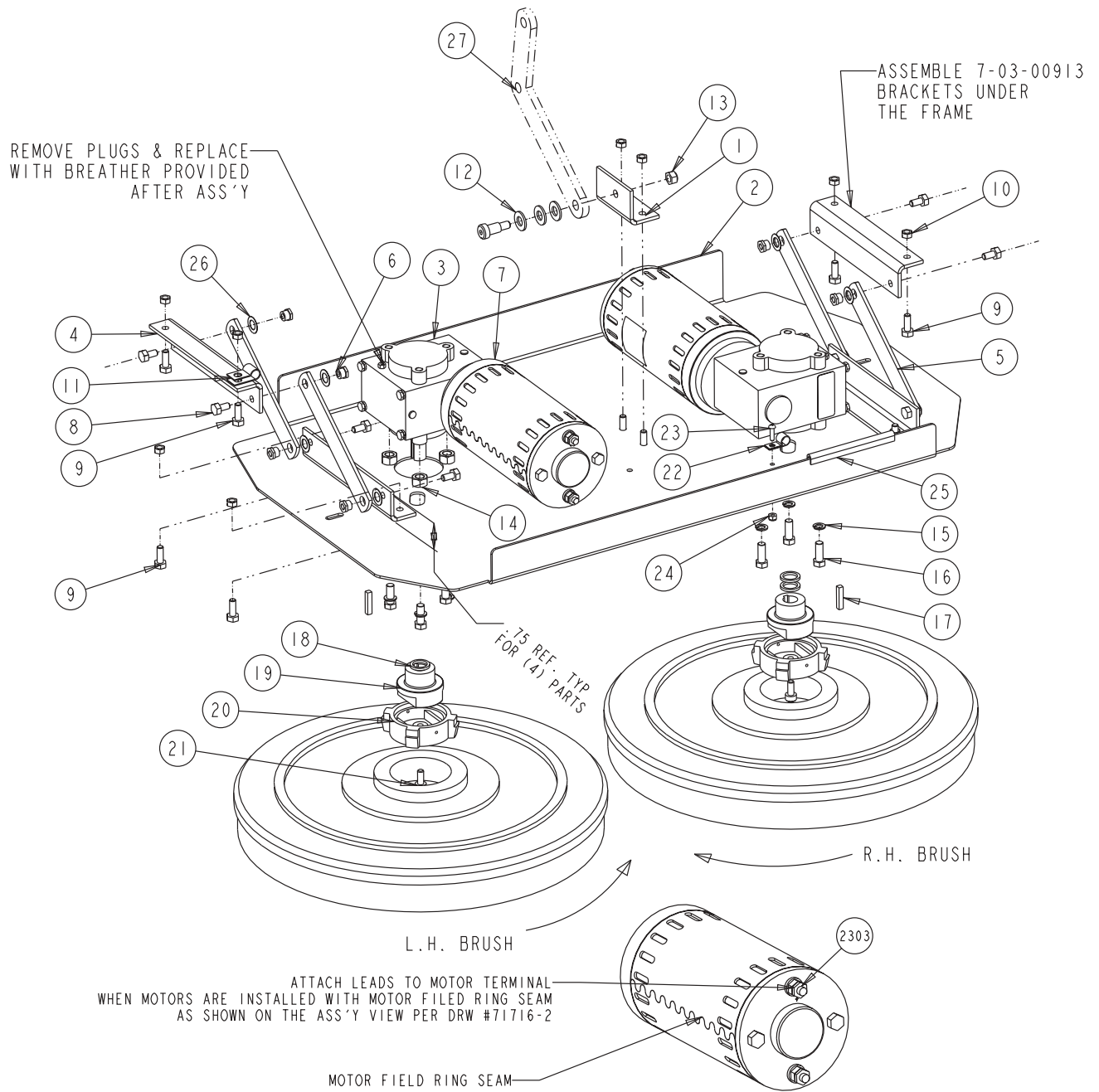
REAR SQUEEGEE KIT (34")



SCRUB DECK ASSEMBLY (38")

ITEM	QTY	PART NUMBER	DESCRIPTION
1	1	7-08-01149	BRACKET, 38" SCRUB DECK
2	1	7-27-07192-1	SCRUB DECK (38")
3	2	0785-088	REDUCER ASSY (RATIO 18.5 TO 1)
4	4	7-08-00913	BRACKET, BRUSH ARM
5	4	7-03-04176	LINK, BRUSH FRAME
6	8	7-23-03056	NUT
7	2	0782-144	BRUSH MOTOR (1.7 HP, 36V) (Motor brushes replacement kit: 0780-582)
8	8	2-00-00213	SCREW, HHC, .313-18 x .625 ZN
9	10	2-00-01255	SCREW, 5/16-18 X 7/8 LG HEX HEAD
10	9	2-00-00644	HEX NUT, 5/16-18 INSERT FIBER
11	1	2-00-04873	CABLE CLAMP
12	3	2-00-00405	FLAT WASHER, 1.063 x .531 x .094
13	1	2-00-05297	NUT, 3/8-16 FIBER INSERT
14	6	2-00-00596	HEX NUT, 1/2-13
15	6	2-00-02310	LOCK WASHER, 3/8" HELICAL SPRING
16	6	2-00-00233	BOLT, HEX HEAD, FINISHED, 3/8-16 x 1.00
17	2	2-00-00706	1/4" SQ. x 1 1/4 KEY
18	4	2-00-03169	SPACER
19	2	7-33-09034	HUB, BRUSH DRIVER
20	2	7-20-00006	BRUSH DRIVER-MALE WITH HUB
21	2	2-00-03214	SCREW, SOCKET HEAD CAP, 5/16-18 X 3/4 LG
22	1	2-00-04602	CLAMP
23	1	2-00-00056	SCREW, #10-24 X .75 RHM
24	1	2-00-01246	NUT, #10-24 ELASTIC STOP
25	1	8-21-04016	BUMPER
26	8	2-00-03382	SPRING WASHER
27	REF.	7-03-04239	ARM, DECK

SCRUB DECK ASSEMBLY (38")

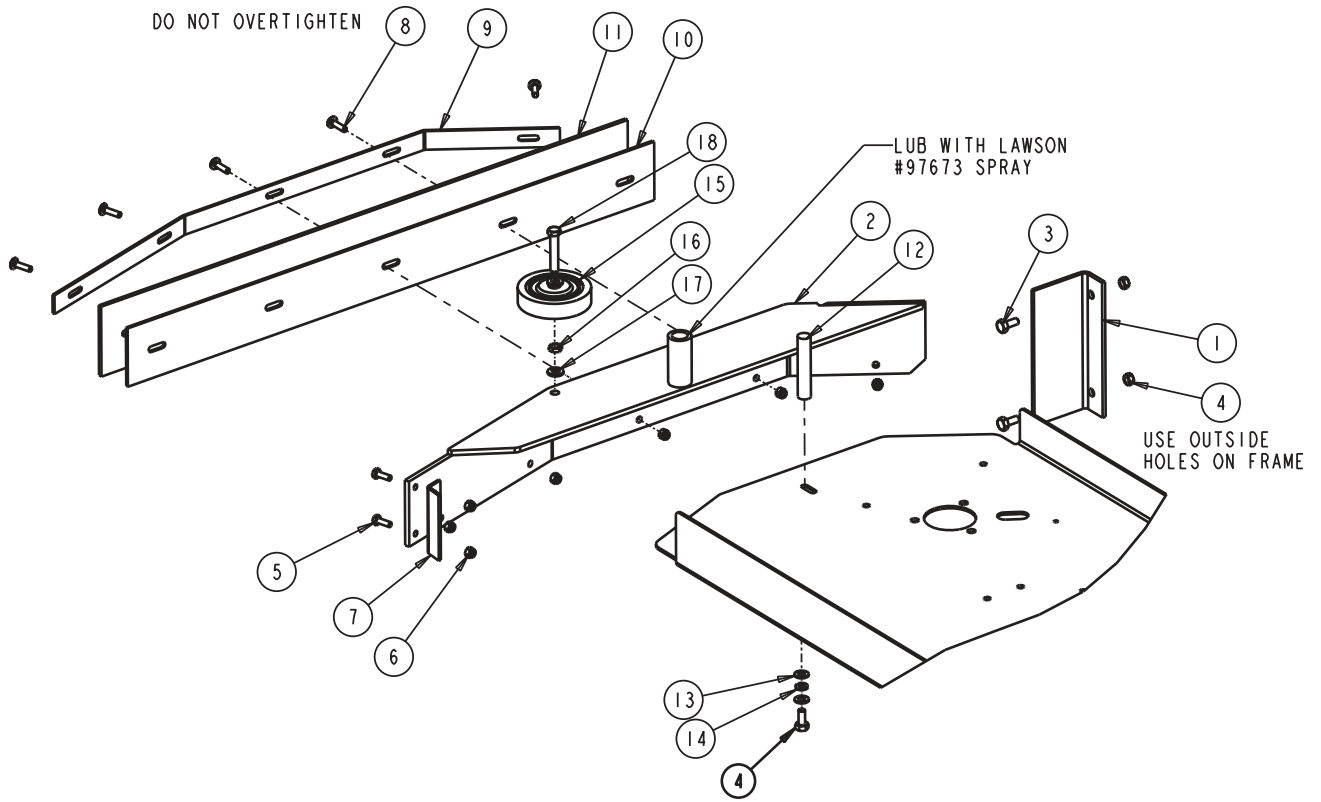


IMPORTANT - KEEP GEAR UNITS IN THE VERTICAL POSITIONS SHOWN - DO NOT TIP MORE THAN 30° AFTER ASSEMBLING WITH BREATHER

SIDE SQUEEGEE ASSEMBLY (38"RH)

ITEM	QTY	PART NUMBER	DESCRIPTION
1	1	7-08-01169	BRACKET, SIDE SQUEEGEE
2	1	7-86-08075	TOOL, RH SIDE SQUEEGEE (WELDED) (34 IN.)
3	3	2-00-00208	SCREW, 5/16-18 x .750 HHC
4	2	2-00-00644	NUT, HEX, INSERT FIBER, 5/16-18
5	2	2-00-00221	BOLT, HEX HEAD, FIN., 1/4-20 x 3/4 LG
6	7	2-00-00641	NUT, FIBER INSERT 1/4-20
7	1	7-08-07106	BRACKET, 38" SQUEEGEE SPACER
8	5	2-00-02196	CARRIAGE BOLT, 1/4-20 LG
9	1	7-13-07182	CLAMP- RH SIDE SQUEEGEE (34 + 38)
10	1	7-77-00118	RUBBER, RH SIDE SQUEEGEE (INNER)
11	1	7-77-00121	RUBBER, RH SIDE SQUEEGEE (OUTER)
12	1	7-55-08180	PIN, SIDE SQUEEGEE LOCK
13	2	2-00-00409	FLAT WASHER, .687 x .344 x .062
14	1	2-00-00530	LOCK WASHER, 5/16
15	1	7-89-08023	WHEEL
16	1	2-00-02369	NUT, 3/8-16
17	2	2-00-00402	WASHER, 25/64 ID x 3/4 OD
18	1	2-00-00216	BOLT, HEX HEAD, 3/8-16 X 2

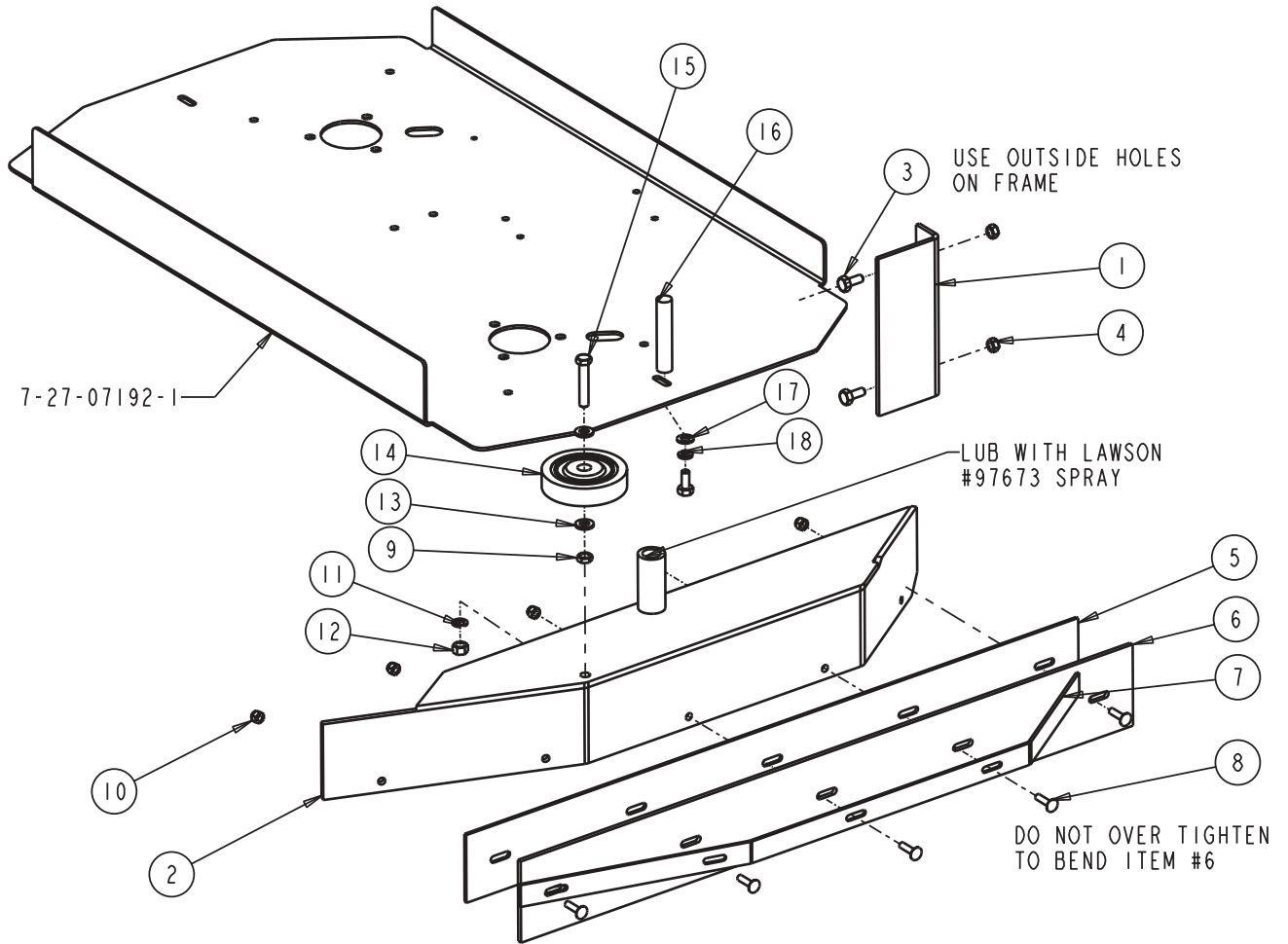
SIDE SQUEEGEE ASSEMBLY (38"RH)



SIDE SQUEEGEE ASSEMBLY (38" LH)

ITEM	QTY	PART NUMBER	DESCRIPTION
1	1	7-08-01169	BRACKET, SIDE SQUEEGEE
2	1	7-86-08076	TOOL, LH SIDE SQUEEGEE (WELDED) (38")
3	3	2-00-00208	SCREW, 5/16-18 x .750 HHC
4	2	2-00-00644	NUT, HEX, INSERT FIBER, 5/16-18
5	1	7-77-00118	RUBBER, RH SIDE SQUEEGEE (INNER)
6	1	7-77-00121	RUBBER, RH SIDE SQUEEGEE (OUTER)
7	1	7-13-07182	CLAMP- RH SIDE SQUEEGEE (34 + 38)
8	5	2-00-02196	CARRIAGE BOLT, 1/4-20 LG
9	1	2-00-02369	NUT, 3/8-16
10	5	2-00-00641	NUT, FIBER INSERT 1/4-20
11	1	2-00-02310	LOCK WASHER, 3/8 HELICAL SPRING
12	1	2-00-02360	NUT, HEX, 3/8-16
13	2	2-00-00402	WASHER, 25/64 ID x 3/4 OD
14	1	7-89-08023	WHEEL
15	1	2-00-00216	BOLT, HEX HEAD, 3/8-16 X 2
16	1	7-55-08180	PIN, SIDE SQUEEGEE LOCK
17	1	2-00-00409	FLAT WASHER, .687 x .344 x .062
18	1	2-00-00530	LOCK WASHER, 5/16

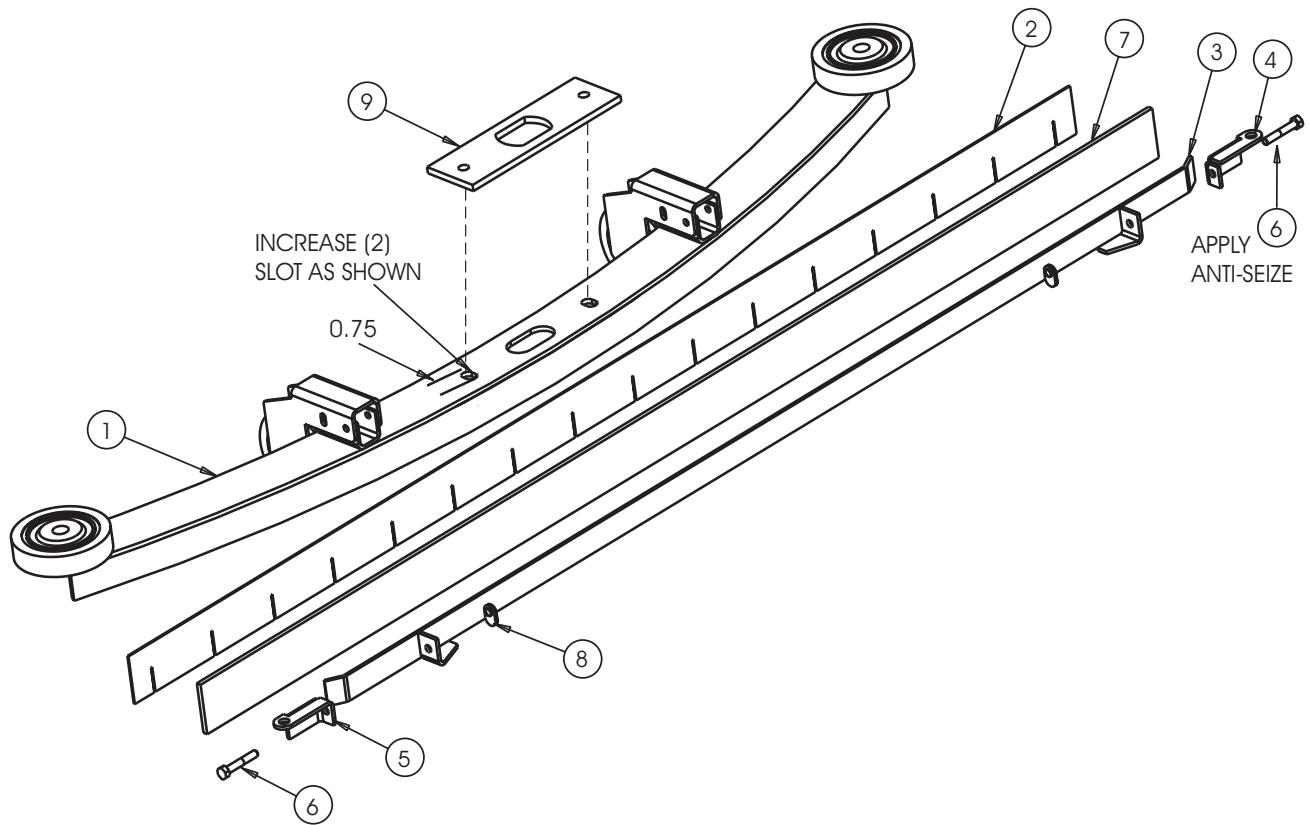
SIDE SQUEEGEE ASSEMBLY (38" LH)



REAR SQUEEGEE ASSEMBLY (38")

ITEM	QTY	PART NUMBER	DESCRIPTION
1	1	18817K	REAR SQUEEGEE TOOL
2	1	7-77-00116	RUBBER-INNER SQUEEGEE (38)
3	1	7-13-07195	CLAMP-SQUEEGEE
4	1	7-13-07191	CLAMP-END, SQUEEGEE (R.H.)
5	1	7-13-07192	CLAMP-END, SQUEEGEE (L.H.)
6	2	2-00-00203	SCREW, 1/4-20 x 1.50 HEX HEAD
7	1	7-77-00096	BLADE-SQUEEGEE-OUTER
8	2	2-00-01116	WELD NUT- 1/4-20 (ELONGATED)
9	1	7-29-00243	GASKET-TOOL INLET

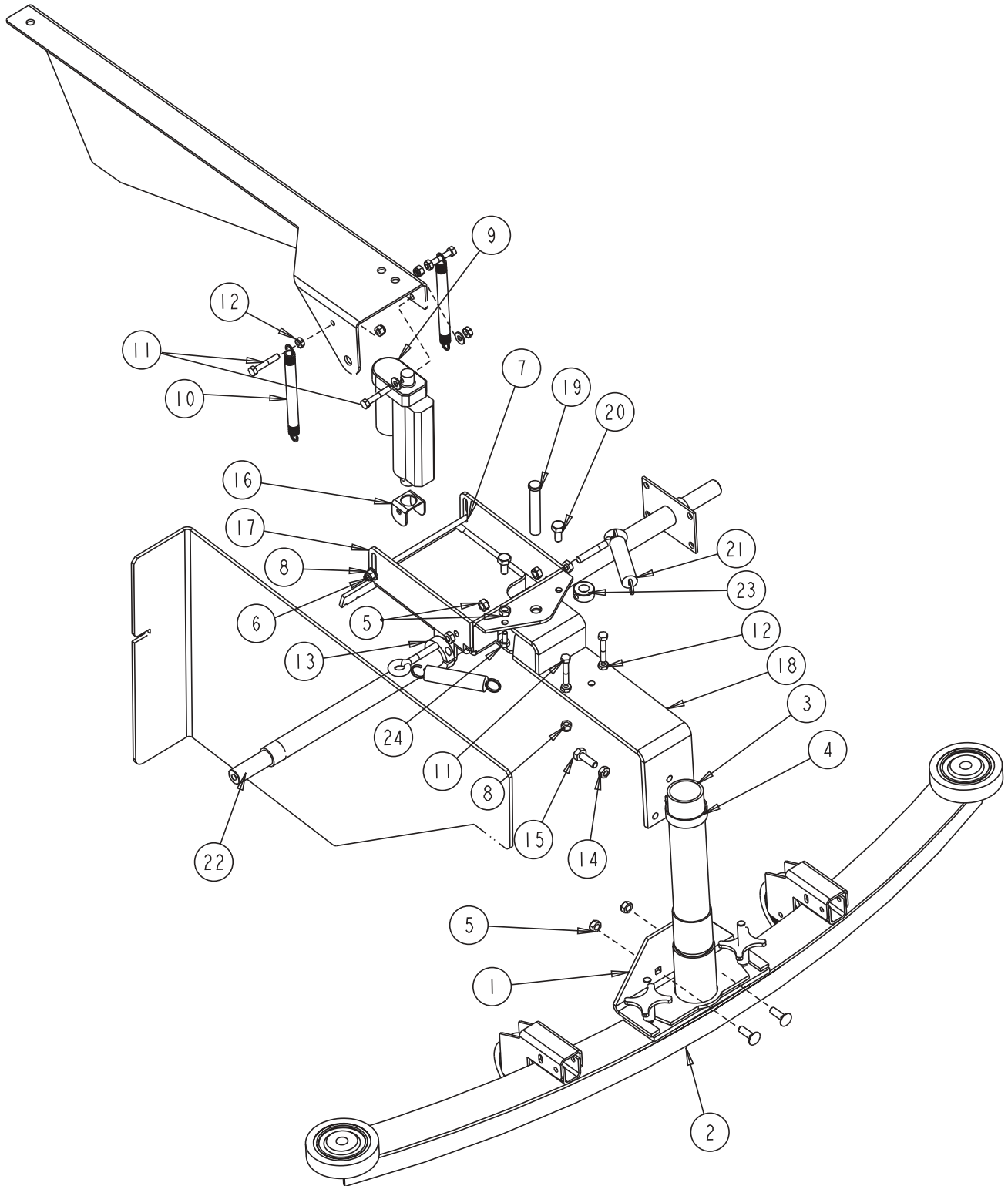
REAR SQUEEGEE ASSEMBLY (38")



SQUEEGEE LIFT ASSEMBLY

ITEM	QTY	PART NUMBER	DESCRIPTION
1	1	7-25-02096	FITTING, SQUEEGEE MTG. WELDMENT
2	1	REF	SQUEEGEE
3	1	7-33-02377	HOSE
4	1	2-00-02216	CLAMP, HOSE
5	6	2-00-00644	NUT, 5/16-18 FIBER INSERT HEX
6	1	7-80-05081	ROD, THREADED
7	4	2-00-03702	WASHER, .625 x .281 x .063
8	7	2-00-00641	NUT, 1/4-20 FIBER INSERT
9	1	0782-139	ACTUATOR
10	2	7-76-00102	SPRING, TRANSMISSION CENTERING
11	5	2-00-00203	SCREW, 1/4-20 x 1.50 HEX HEAD
12	4	2-00-00594	NUT, 1/4-20 HEX
13	2	2-00-04321	COLLAR w/SETSCREW
14	1	2-00-00585	NUT, 5/16-18 HEX
15	1	2-00-02708	SCREW, 5/16-18 x 1.0 HEX HEAD
16	1	7-08-02021	BRACKET, SQUEEGEE ACTUATOR
17	1	7-08-01136	BRACKET, SQUEEGEE LIFT
18	1	7-03-04235	ARM, REAR SQUEEGEE
19	1	2-00-05484	PIN, REAR SQUEEGEE PIVOT
20	2	2-00-05920	EYE BOLT, 5/16-18 x 7/8 LG THREAD x .63 ID
21	2	7-76-00126	SPRING
22	REF	7-03-09015	AXLE, REAR WHEELS
23	1	8-15-01016	COLLAR
24	2	2-00-03335	SCREW, 5/16-18 x 1/2 SHCS

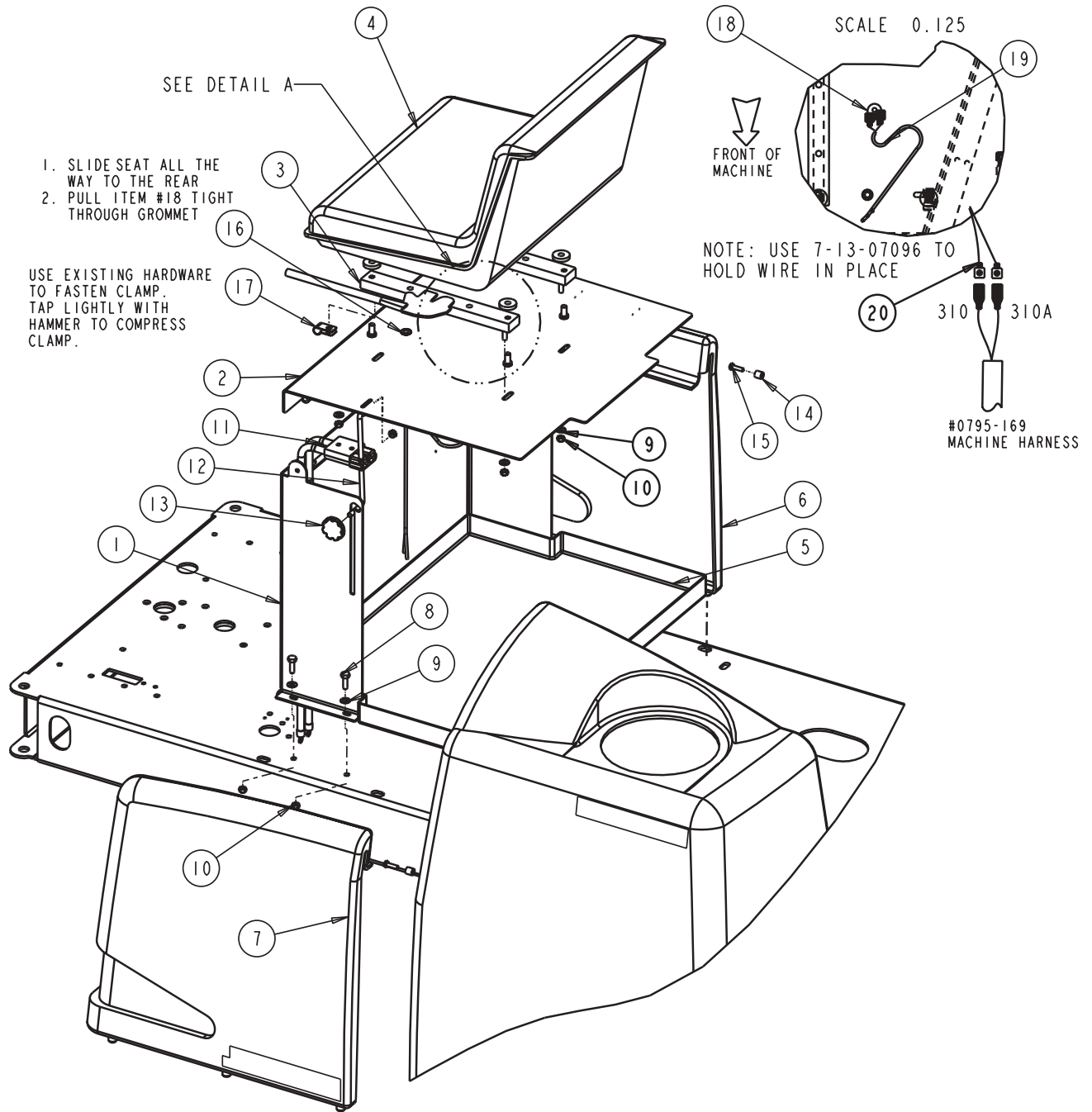
SQUEEGEE LIFT ASSEMBLY



SEAT ASSEMBLY

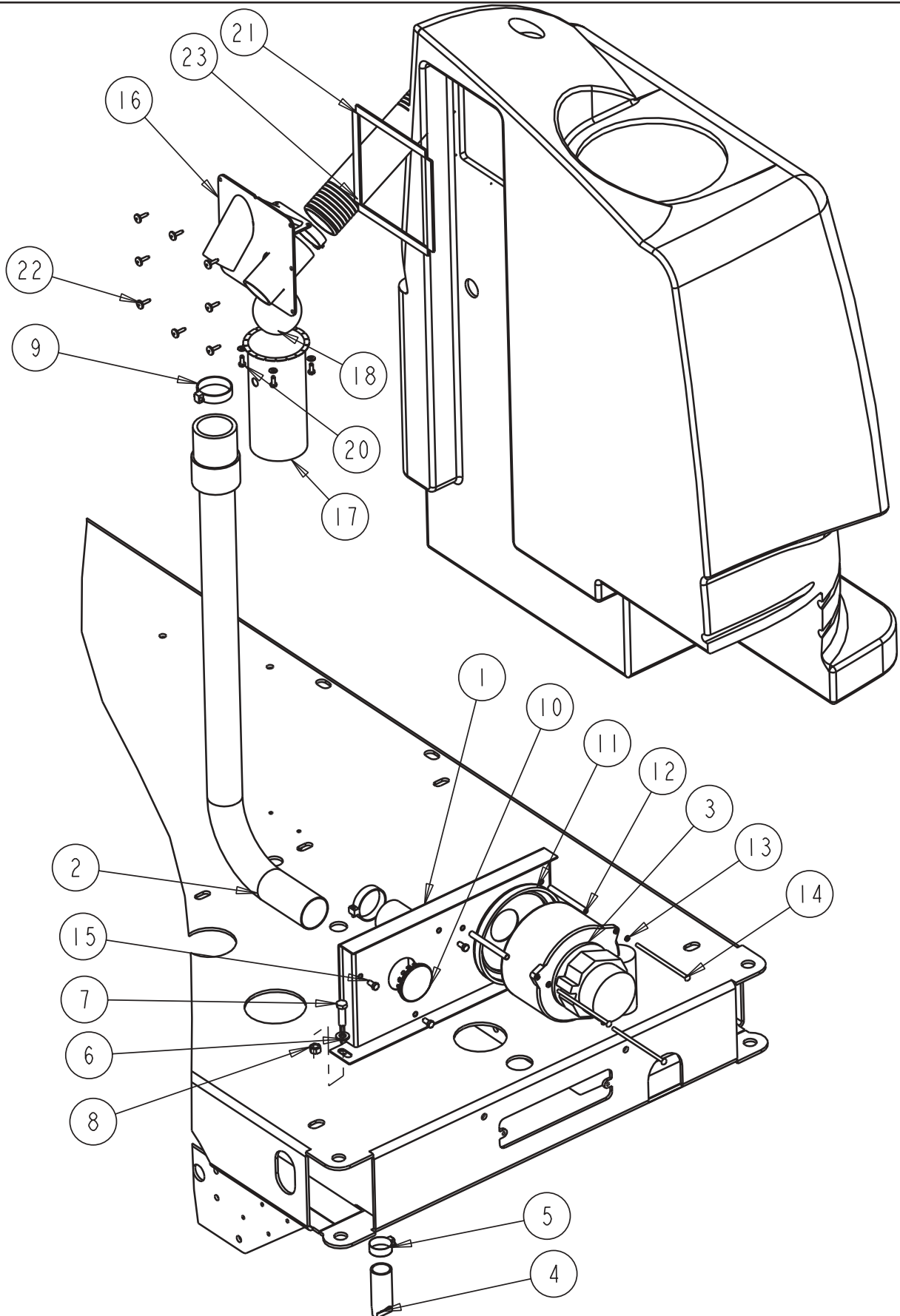
ITEM	QTY	PART NUMBER	DESCRIPTION
1	1	7-52-00195	PANEL-SEAT WELDMENT
2	1	7-16-07406	SEAT DECK WELDMENT
3	1	7-72-05005	SEAT ADJUSTER KIT
4	1	8-69-00022	SEAT
5	1	8-51-05016	PAN-BATTERY
6	1	7-16-07405	COVER - RH SIDE
7	1	7-16-07404	COVER - LH SIDE
8	4	2-00-02708	SCREW, HEX HEAD, 5/16-18 x 1.00"
9	8	2-00-00409	FLAT WASHER, .687 x .344 x .062
10	9	2-00-00644	NUT, HEX, INSERT FIBER, 5/16-18
11	1	0795-176	ANDERSON BATTERY CABLE
12	1	7-66-00186	ROD-SEAT PANEL
13	1	7-39-00006	KNOB
14	2	8-75-01205	SPACER-BLOWER MTG
15	2	2-00-01490	1/4-20 X 0.875", HEX HEAD SCREW
16	1	2-00-00491	GROMMET
17	1	2-00-04873	CLAMP - CABLE
18	1	7-82-00050	SWITCH - SEAT
19	1	0875-126	WIRE - SEAT SWITCH
20	1	2-00-04551	TERMINAL, .156 FISCO INSULATED MALE BULLET

SEAT ASSEMBLY



VACUUM ASSEMBLY

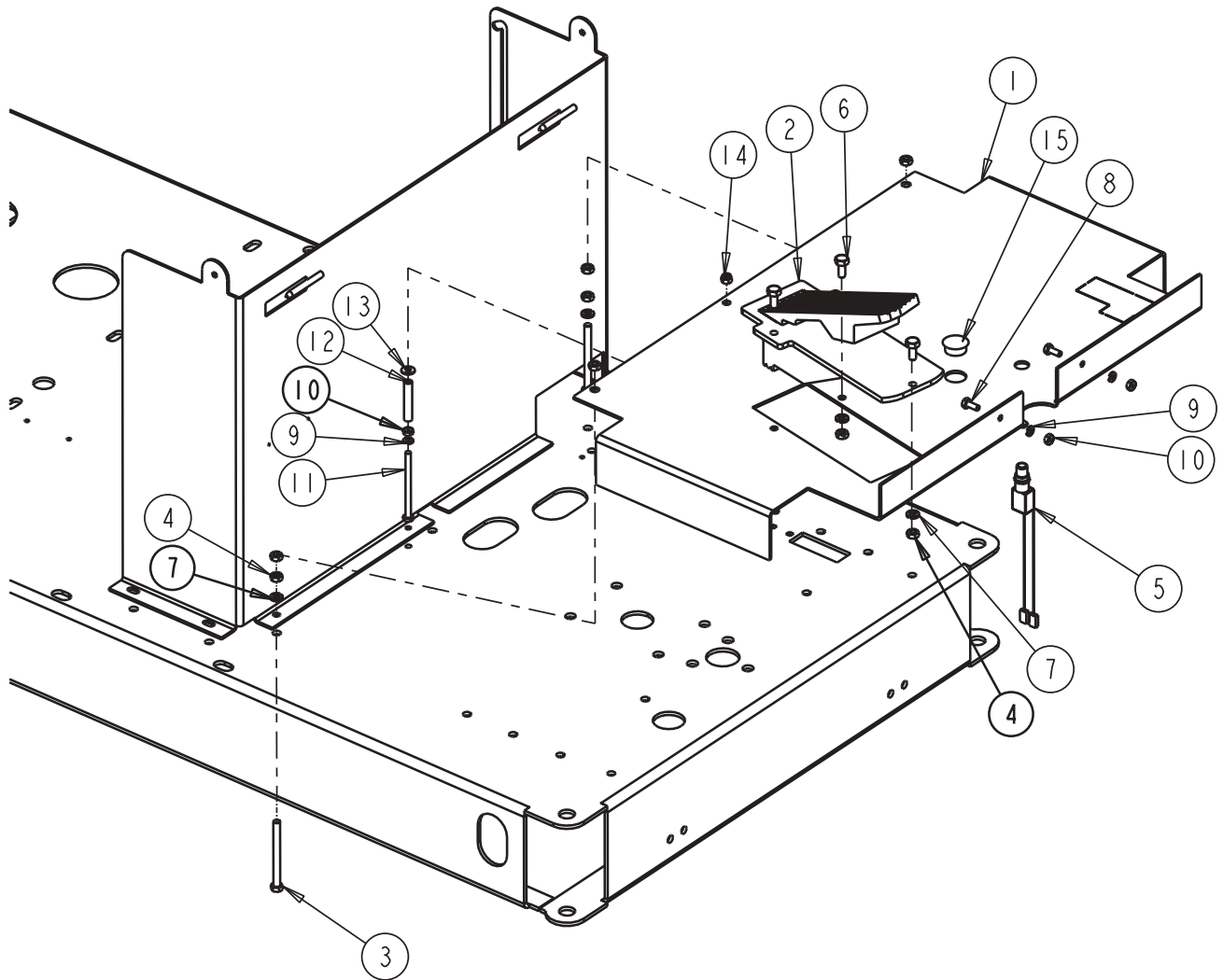
ITEM	QTY	PART NUMBER	DESCRIPTION
1	1	7-48-00033-1	MANIFOLD-VACUUM (WELDMENT)
2	1	7-33-02373	HOSE-FLEXIBLE
3	1	0782-124	VAC FAN (Motor brushes PN: 0775-186 / 2 required)
4	1	8-88-00016	DUST UNLOADER VALVE
5	1	2-00-02220	CLAMP, HOSE
6	2	2-00-00402	WASHER, 25/64" ID X 3/4" OD
7	2	2-00-00209	BOLT, HEX HEAD, 3/8-16 X ?"
8	2	2-95-04182	NUT, HEX, STOP, 3/8-16
9	3	2-00-02216	HOSE CLAMP
10	1	2-00-04431	CAP
11	1	2-22-00003	GASKET
12	3	7-75-01184	SPACER
13	6	2-00-00519	WASHER-LOCK, #10-24, HELICAL SPRING
14	3	2-00-00107	SCREW, #10-24 x 4.50 RD HD
15	3	2-00-00219	BOLT, HEX HEAD, FINISHED, 1/4-20
16	1	7-58-05327	PLATE-VAC INLET (WELDED)
17	1	7-10-04008	FLOAT CAGE
18	1	7-26-04012	FLOAT-RECOVERY
19	4	2-00-00466	FLAT WASHER - .625 X .203 X .031
20	4	2-00-03940	SCREW-T/C HH #10-24 x .50 LG
21	4	7-29-00281	GASKET
22	8	2-00-01994	SCREW TF/PRH #8-15 X 3/4 LG
23	1	7-33-02393	HOSE



FORWARD/REVERSE PEDAL ASSEMBLY

ITEM	QTY	PART NUMBER	DESCRIPTION
1	1	7-52-00191	PANEL, FLOOR
2	1	7-55-00038	PEDAL, FWD/REV
3	3	2-00-05164	31-18 x 3.50 GR5 FULL THREAD
4	1	2-00-00585	HEX NUT, 5/16-18
5	1	8-82-00030	SWITCH, PUSH BUTTON HORN
6	3	2-00-00208	SCREW, 5/16-18 x .750 HHC
7	6	2-00-00530	5/16" LOCK WASHER
8	2	2-00-00220	SCREW, 1/4-20 x .625 HHC
9	2	2-00-00518	LOCK WASHER, 1/4" HELICAL SPRING
10	2	2-00-00594	HEX NUT, 1/4-20
11	1	2-00-04596	SCREW, 1/4-20 x 3.50" HEX HEAD
12	1	8-75-01203	SPACER, 3/8 OD x .277 ID x 2.06 LG
13	1	2-00-03702	WASHER, .625 x .281 x .063
14	1	2-00-00641	NUT, 1/4-20 FIBER INSERT
15	1	2-00-05530	PLUG, HOLE (1.00 DIA OPENING)

FORWARD/REVERSE PEDAL ASSEMBLY



RECOVERY TANK ASSEMBLY

ITEM	QTY	PART NUMBER	DESCRIPTION
1*	1	7-83-04211	RECOVERY TANK
2	1	7-16-07399	COVER, TANK ACCESS
3	6	2-00-01994	SCREW TF/PRH #8-15 X 3/4 LG
4	3	2-00-03466	SCREW #10-16 X.5 SELF TAPPING
5	1	7-13-05064	CHAIN
6	1	7-09-01122	BUSHING
7	1	0775-164	FLOAT SWITCH (GRAY)
8	1	7-09-01124	BULKHEAD FITTING
9	1	2-00-05900	ELBOW BARBED FITTING 1-1/2 X 2 NPT, NYLON
10	1	7-33-02591	HOSE ASSEMBLY, DRAIN
11	2	2-00-02216	HOSE CLAMP
12	3	2-00-03979	FLAT WASHER, 1.00 x .39 x .062
13	3	2-00-02310	WASHER-LOCK, 3/8", HELICAL SPRING
14	1	2-00-03044	SCREW-HSHC, .38-16 X .75
15	2	2-00-00232	BOLT-HEX HEAD, FINISHED, 3/8-16
16	2	7-08-01138	BRACKET, DRAIN HOSE
17	1	7-30-05114	GUARD-VAC MOTOR
18	2	2-00-05261	THREADED INSERT- 1/4-20
19	2	2-00-00221	BOLT-HEX HEAD, FINISHED, 1/4-20x3/4 lg
20	2	2-00-00518	WASHER, LOCK, 1/4", HELICAL SPRING
21	2	2-00-00206	BOLT 5/16-18, 3/4 LG
22	2	2-00-00530	5/16" LOCK WASHER
23	2	2-00-00585	5/16-18, HEX NUT
24	2	2-00-00219	BOLT, HEX HEAD, FINISHED, 1/4-20
25	1	7-25-02033	PLUG, HOSE
26	2	7-29-00277	GASKET-TANK LID

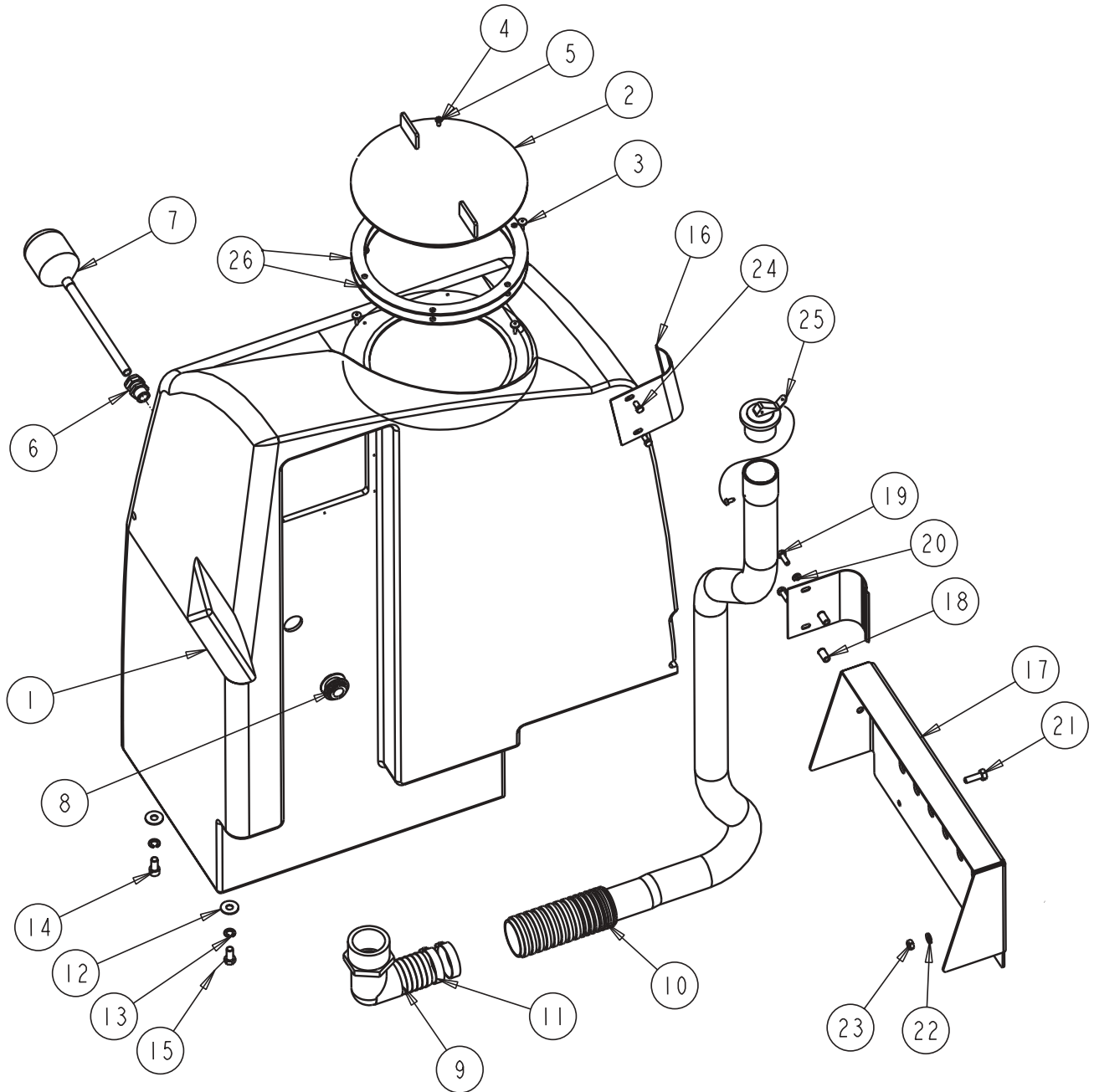
*IF REPLACING ITEM #1, YOU MUST ALSO ORDER:

1 OF 8-18-00522 (CLARKE LOGO DECAL)

1 OF 8-18-00551 (DIVISION OF ALTO DECAL)

(REFERENCE PAGE 2-48 OF THIS MANUAL FOR PLACEMENT)

RECOVERY TANK ASSEMBLY



SOLUTION TANK ASSEMBLY

ITEM	QTY	PART NUMBER	DESCRIPTION
1*	1	7-83-04174	SOLUTION TANK
2	1	7-16-07399	COVER, TANK ACCESS
3	2	7-29-00277	GASKET-TANK LID
4	1	7-09-01124	BULKHEAD FITTING
5	1	7-09-01122	BUSHING
6	1	7-87-02191	TUBE-FLOAT SWITCH
7	1	0775-217	SWITCH-FLOAT ALTERED (NC)
8	3	2-00-02310	WASHER-LOCK, 3/8", HELICAL SPRING
9	6	2-00-04062	SCREW #6-20X1/2 T/F FH
10	2	2-00-03466	SCREW #10 X 16.50 ZN SELF TAPPING
11	1	7-24-04053	FILTER-SOLUTION
12	1	7-33-02233	HOSE-SOL TANK TO VALVE
13	1	7-25-02095	DRAIN PLUG ASSY
14	2	7-29-00225	GASKET-BLK NEOPREME
15	1	2-95-03047	WASHER, 1.06 ID X 1.63 OD X 1/16
16	1	7-13-05064	CHAIN
17	1	2-00-03044	SCREW-HSHC, .38-16 X .75
18	2	2-00-00232	BOLT-HEX HEAD, FINISHED, 3/8-16

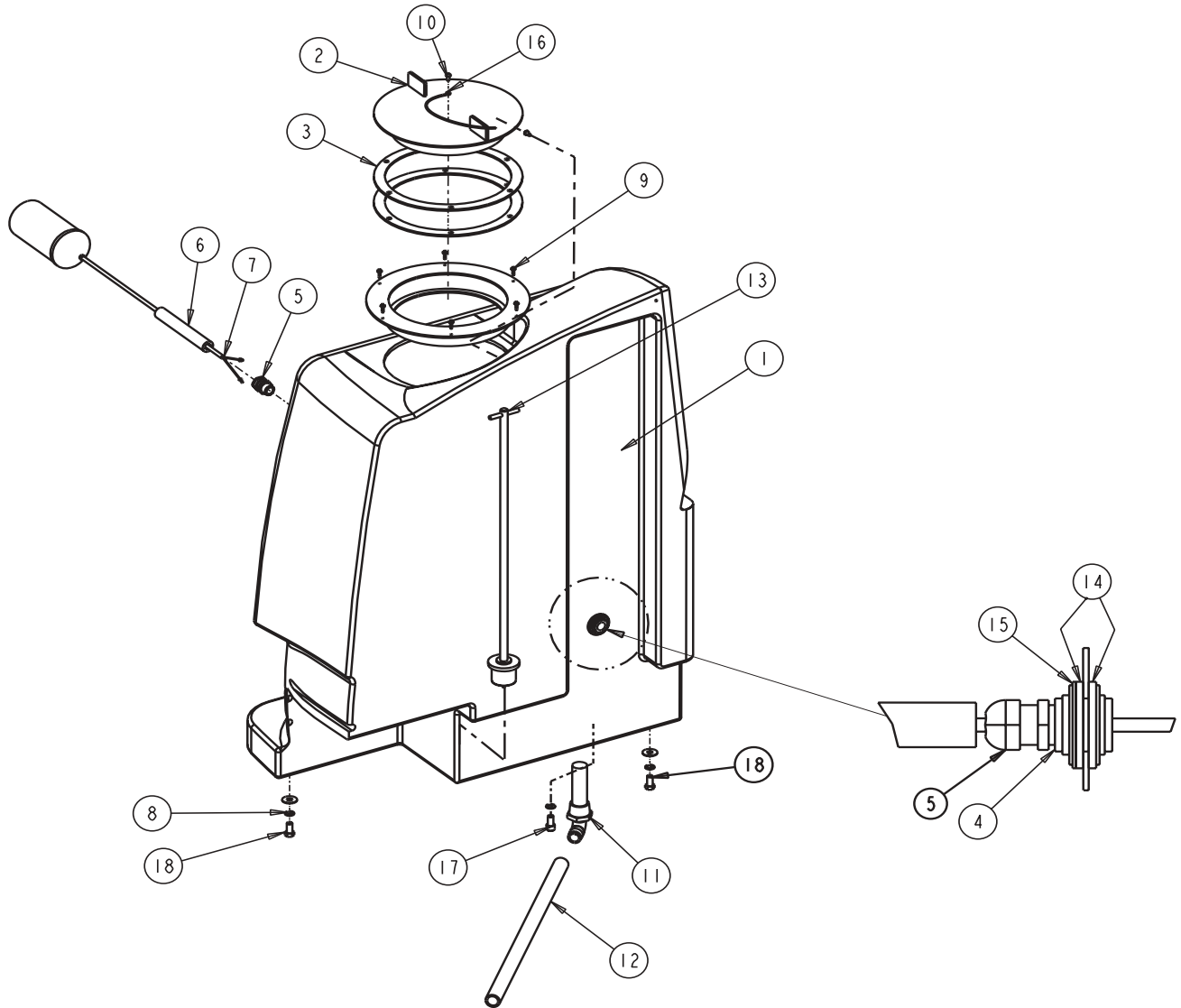
*IF REPLACING ITEM #1, YOU MUST ALSO ORDER:

1 OF 8-18-00522 (CLARKE LOGO DECAL)

1 OF 8-18-00551 (DIVISION OF ALTO DECAL)

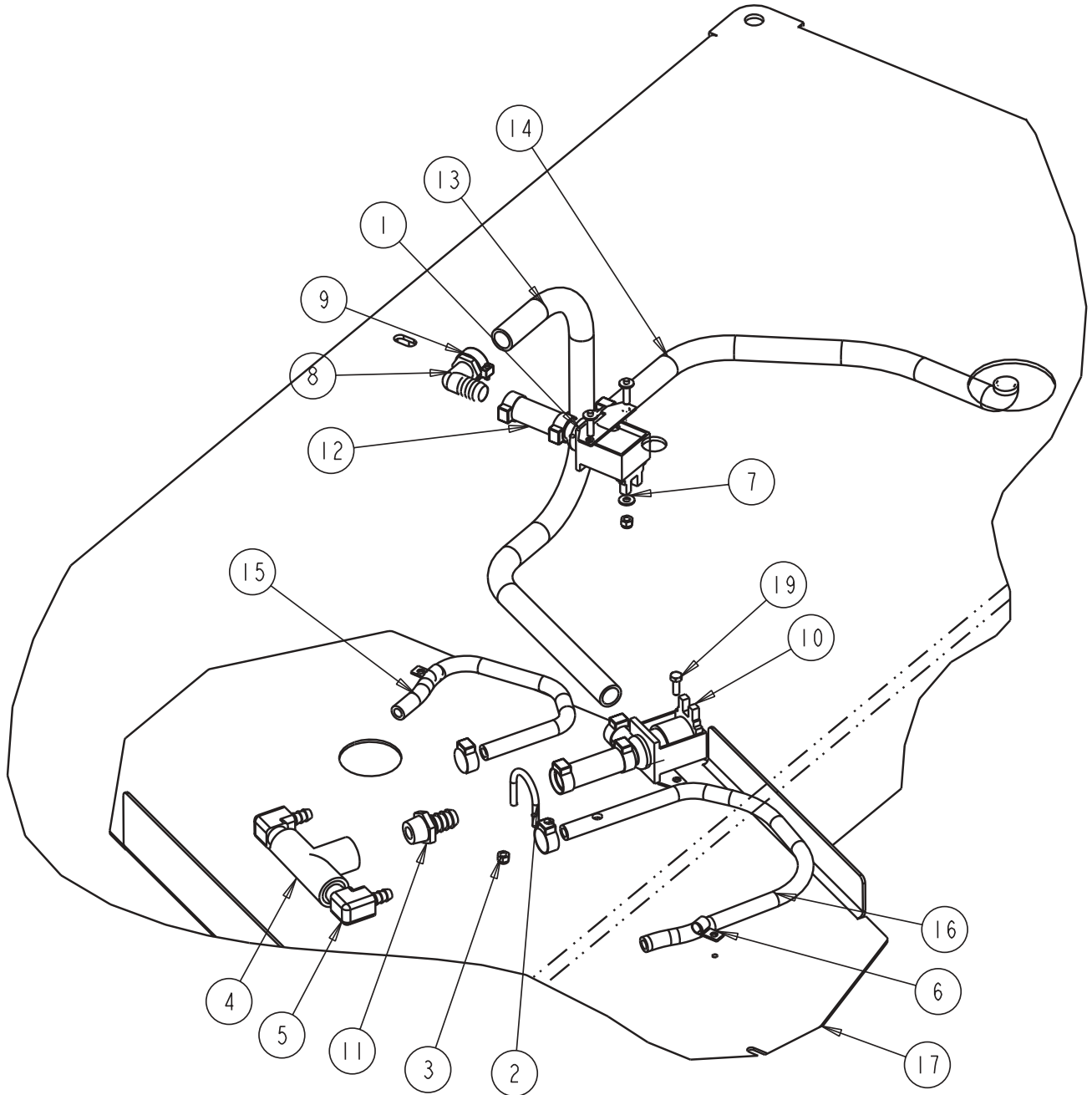
(REFERENCE PAGE 2-48 OF THIS MANUAL FOR PLACEMENT)

SOLUTION TANK ASSEMBLY



SOLUTION CONTROL

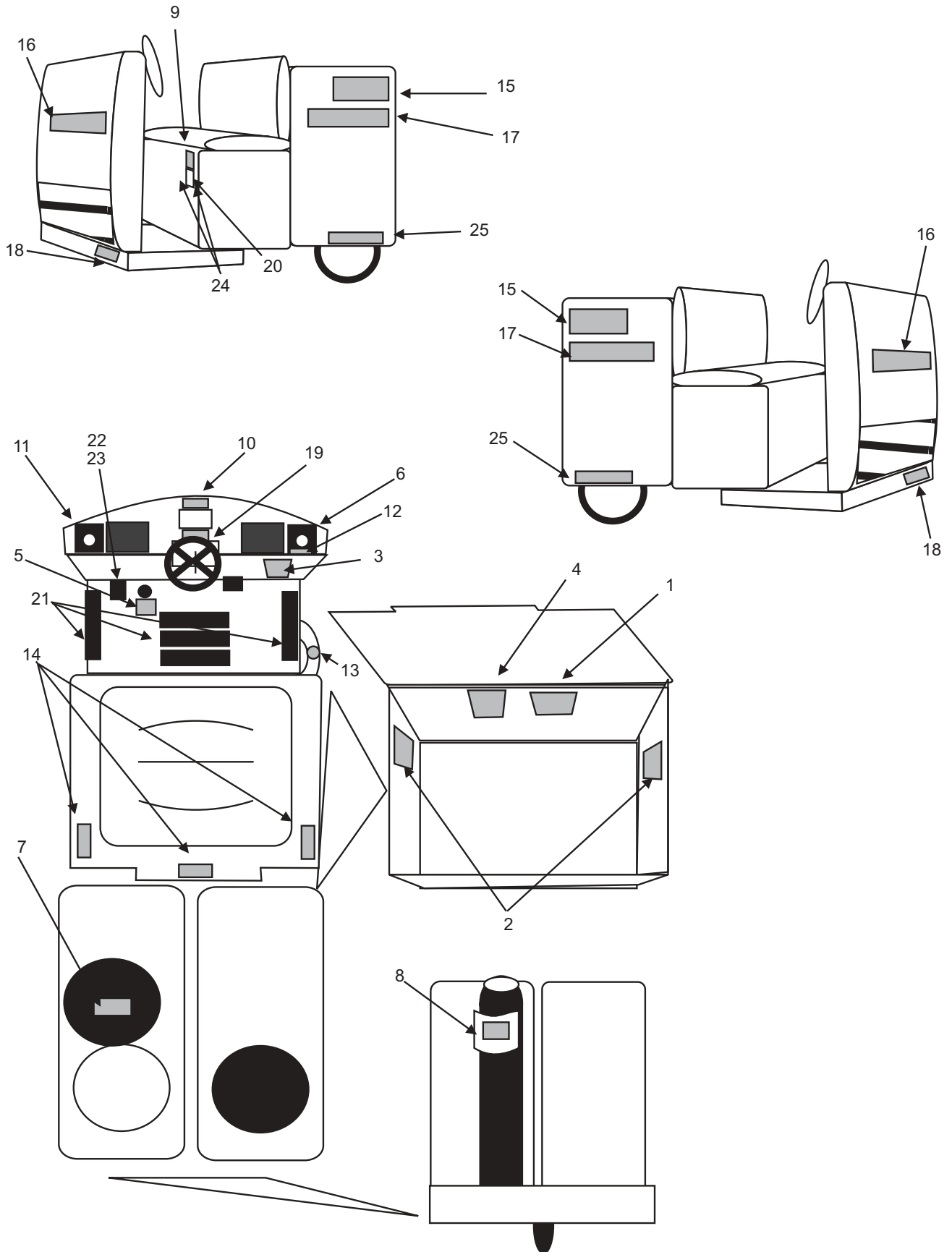
ITEM	QTY	PART NUMBER	DESCRIPTION
1	1	7-88-00073	VALVE-SOLUTION (36VDC)
2	1	8-13-07003	1/4-20 U-BOLT
3	4	2-00-00641	NUT, FIBER INSERT 1/4-20
4	1	7-25-02037	FITTING-PLASTIC (TEE)
5	2	2-00-05378	FITTING-90° BARB
6	1	2-00-04602	CLAMP
7	2	2-00-03702	WASHER, .625 x .281 x .063
8	1	2-00-05380	FITTING, ELBOW, 3/4" X 3/4", BARBED
9	1	2-00-02220	CLAMP, HOSE
10	1	7-88-00084	VALVE-SOLUTION (36VDC)
11	1	7-25-02052	FITTING- 3/4 PIPE - 3/4 BARB STR.
12	2	7-33-02394	HOSE-SOL FEED
13	1	7-33-02374	HOSE-SOL FEED
14	1	7-33-02394	HOSE-SOL FEED
15	1	7-33-02376	HOSE, SOLUTION FEED
16	1	7-33-02379-1	HOSE-SOLUTION FEED (LH)
17	1	7-27-07191-1	SCRUB DECK (34 IN)
18	3	2-00-00641	NUT, FIBER INSERT 1/4-20
19	2	2-00-00221	BOLT-HEX HEAD, FINISHED, 1/4-20x3/4 lg



DECAL ASSEMBLY

ITEM	QTY	PART NUMBER	DESCRIPTION
1*	1	REF	BATTERY CHARGING WARNING
2*	1	REF	HOPPER/COVER COULD CLOSE
3*	1	REF	DO NOT USE WITH FLAMMABLES
4*	1	REF	ELECTRICAL HAZARD
5	1	8-18-00492	HORN SWITCH
6	1	8-18-00504	KEY SWITCH (ON/OFF)
7*	1	REF	NO GASOLINE OR COMBUSTIBLES
8	1	8-18-00496	OPEN FOR DRAIN HOSE
9*	1	REF	PATENT/PATENTS PENDING
10*	1	REF	READ OPERATOR'S MANUAL
11	1	8-18-00503	SOLUTION CONTROL
12*	1	REF	TURN OFF/LOCK WHEEL
13*	2	REF	NO-STEP
14*	3	REF	PINCH POINT - STAY CLEAR
15	2	70353A	CLARKE (REQUIRES HEAT PROCESS APPLICATION)
16	1	70355A	ENCORE (REQUIRES HEAT PROCESS APPLICATION)
17			
18	2	70356A	DIV. OF ALTO (REQUIRES HEAT PROCESS APPLICATION)
19	1	7-18-00321	MAX (USE UP STOCK)
		8-18-00491	MAX
20	1	REF	PLATE, SERIAL NUMBER
21	5	8-50-05022	PAD, NON-SKID
22	1	7-50-05145	PAD, BRAKE PEDAL (REAR BRAKE OPTION)
23	1	8-50-05030	PAD, BRAKE LOCK (REAR BRAKE OPTION)
24	2	2-00-04115	RIVETS
25	2	8-18-00551	DIVISION OF ALTO

*WARNING/SAFETY DECALS KIT FOR YOUR ENCORE MAX: 0760-875



NOTES

Options

A

ARM REST KIT 80

B

BACK-UP ALARM 74

BATTERY 330 A.H. 92

BATTERY 370 A.H. 90

BRUSHES AND PAD DRIVERS (34") 96

BRUSHES AND PAD DRIVERS (38") 97

C

CONSOLE ASSEMBLY 12

D

DECAL ASSEMBLY 100

DUAL VACCUM SYSTEM 78

E

ESP RECOVERY SYSTEM 82 - 84

F

FIRE EXTINGUISHER 94

L

LIGHT PACKAGE 72

O

OVERHEAD GUARD 52

P

PRE SWEEP-BROOM DRIVE 60

PRE SWEEP-DUST CONTROL 64

PRE SWEEP-WIRING 68

PRE SWEEP-FRAME AND FLAPS 58

PRE-SWEEP HOPPER 66

PRE SWEEP-STEEL HOPPER 67

PRE SWEEP-MAIN BROOM 62

S

SECONDARY (REAR) BRAKE 70

SPARE PARTS KITS 98

SPRAY WAND 86 - 89

SQUEEGEE WAND 76

STROBE LIGHT WITH OVERHEAD GUARD 54

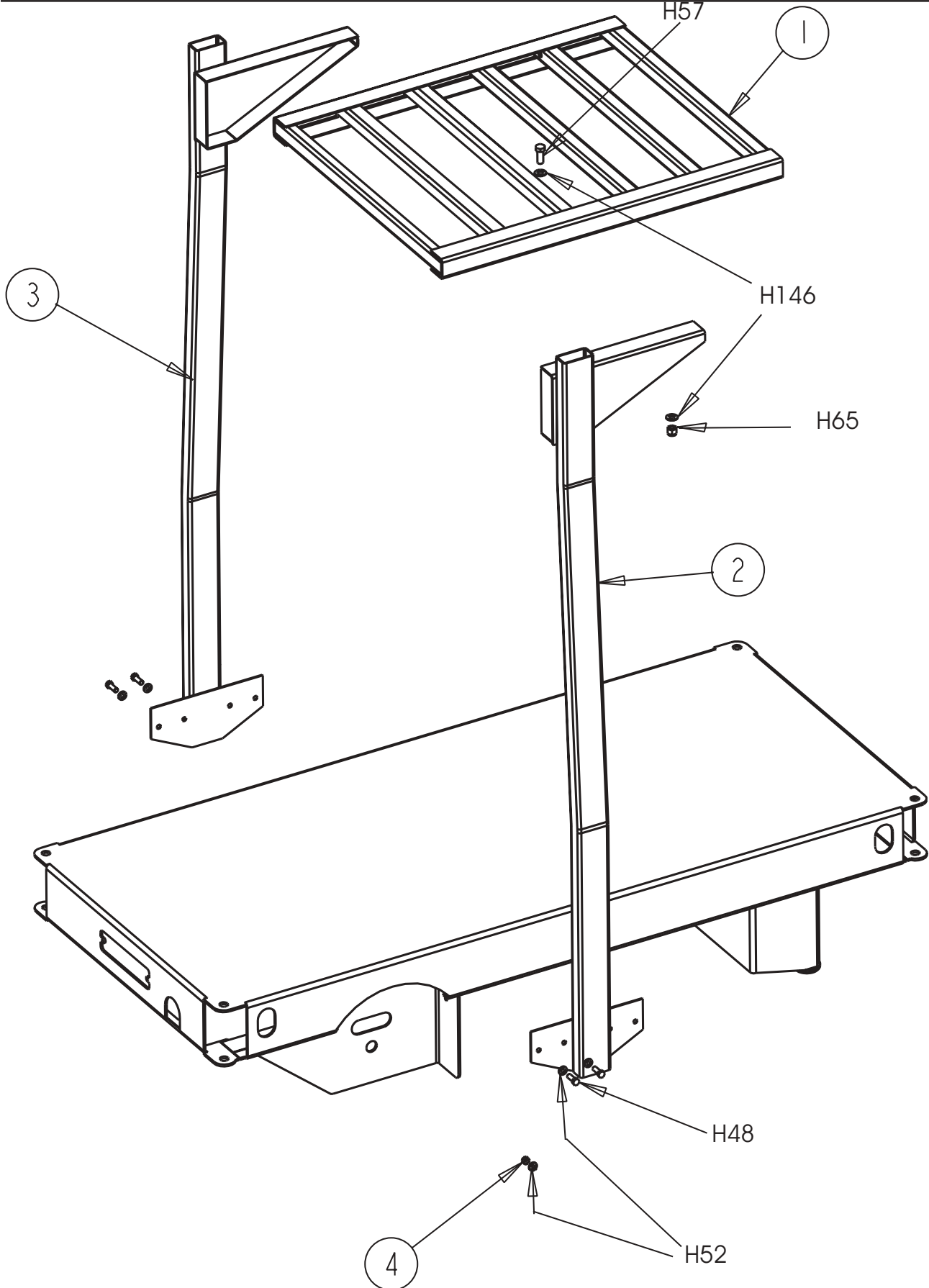
STROBE LIGHT WITHOUT OVERHEAD GUARD 56

OVERHEAD GUARD OPTION

OPTION NO. 0780-432

ITEM	QTY	PART NUMBER	DESCRIPTION
1	1	7-30-05086	TOP-OHG
2	1	7-30-05100	LEG-OHGRH
3	1	7-30-05101	LEG-OHGLH
4	8	2-95-04182	FIBRE NUT
H48	8	2-00-00233	SCREW, 3/8-16 X 1.000 HHC
H52	16	2-00-00402	FLAT WASHER, .750 X .390 X .094
H57	8	2-00-00240	SCREW, 1/2-13 X 1.250 HHC
H65	8	2-00-04936	NUT, 1/2-13 FIBRE LOCK
H146	16	2-00-00420	FLAT WASHER, 1.000 X .516 X .063

OVERHEAD GUARD OPTION

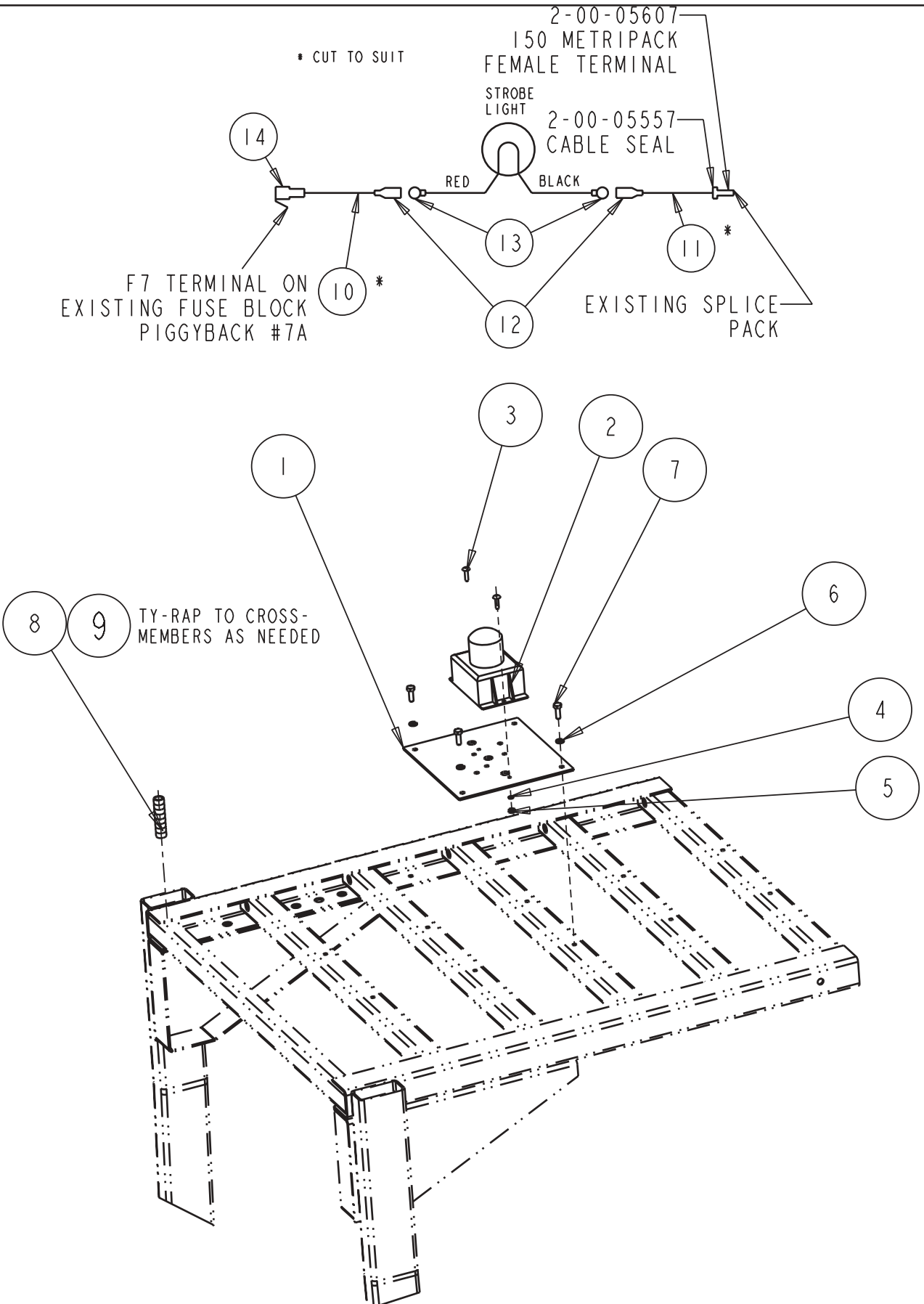


STROBE LIGHT W/ OVERHEAD GUARD OPTION

OPTION NO. 0780-553

ITEM	QTY	PART NUMBER	DESCRIPTION
1	1	8-58-05228	PLATE, FLASHER MOUNTING
2	1	8-40-05036	AMBER STROBE LIGHT (12 to 80 VDC)
3	2	2-00-03063	SCREW, #10-24 X .75 ROUND HEAD
4	2	2-00-00512	STAR WASHER
5	2	2-00-00605	NUT, 10-24 HEX
6	4	2-00-00518	LOCK WASHER, 1/4 HELICAL SRING
7	4	2-00-00221	BOLT, 1/4-20 x 3/4 LG, FINISHED
8	1	3-61-02014	CONVOLUTED TUBE (6 FT.)
9	4	2-00-04345	TY-WRAP
10	1	3-61-00193	WIRE 16 GA (RED, 10 FT.)
11	1	3-61-00189	WIRE 16 GA (BLACK, 10 FT.)
12	2	2-00-04626	TERMINAL (.156 FEMALE)
13	2	2-00-04578	TERMINAL (.156 MALE)
14	1	2-00-04741	TERMINAL

STROBE LIGHT W/ OVERHEAD GUARD OPTION

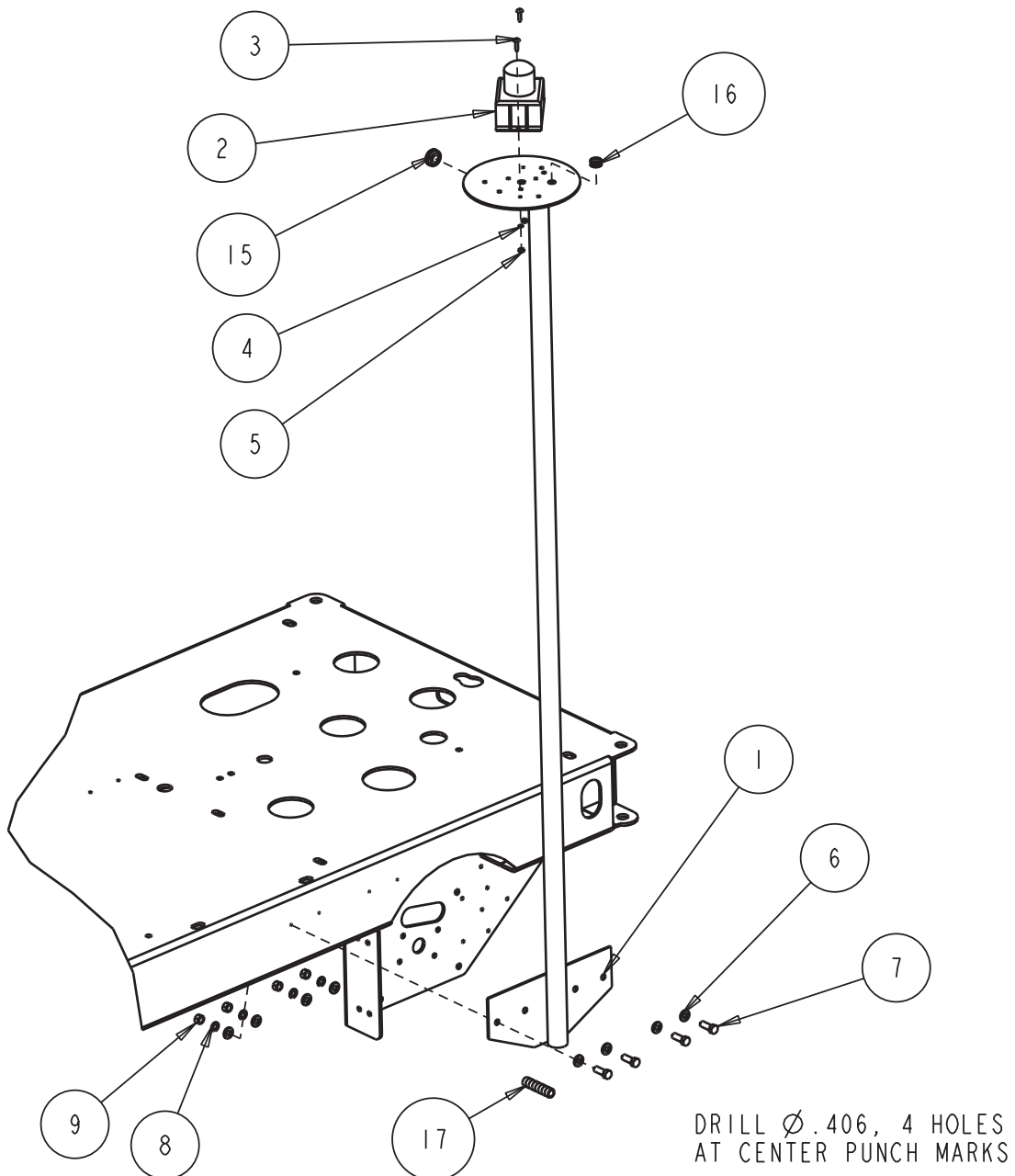
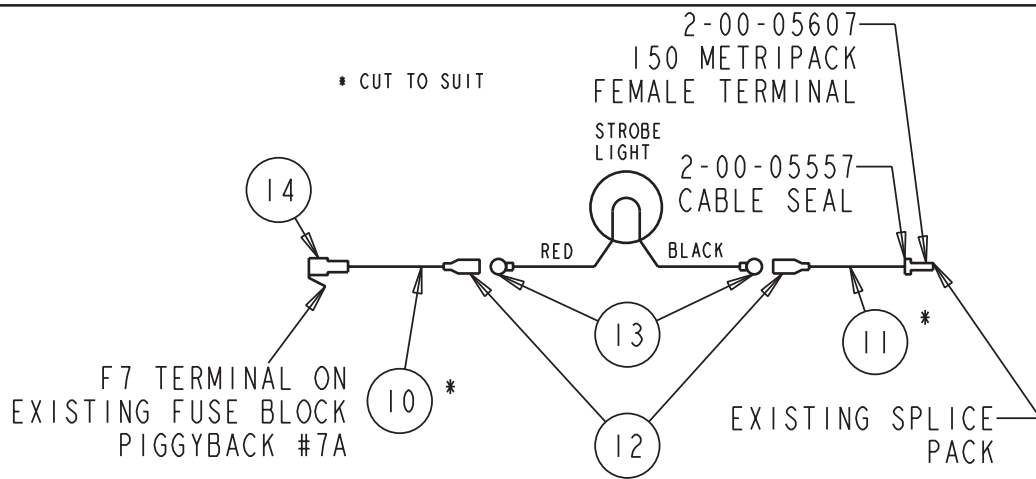


STROBE LIGHT WITHOUT OVERHEAD GUARD

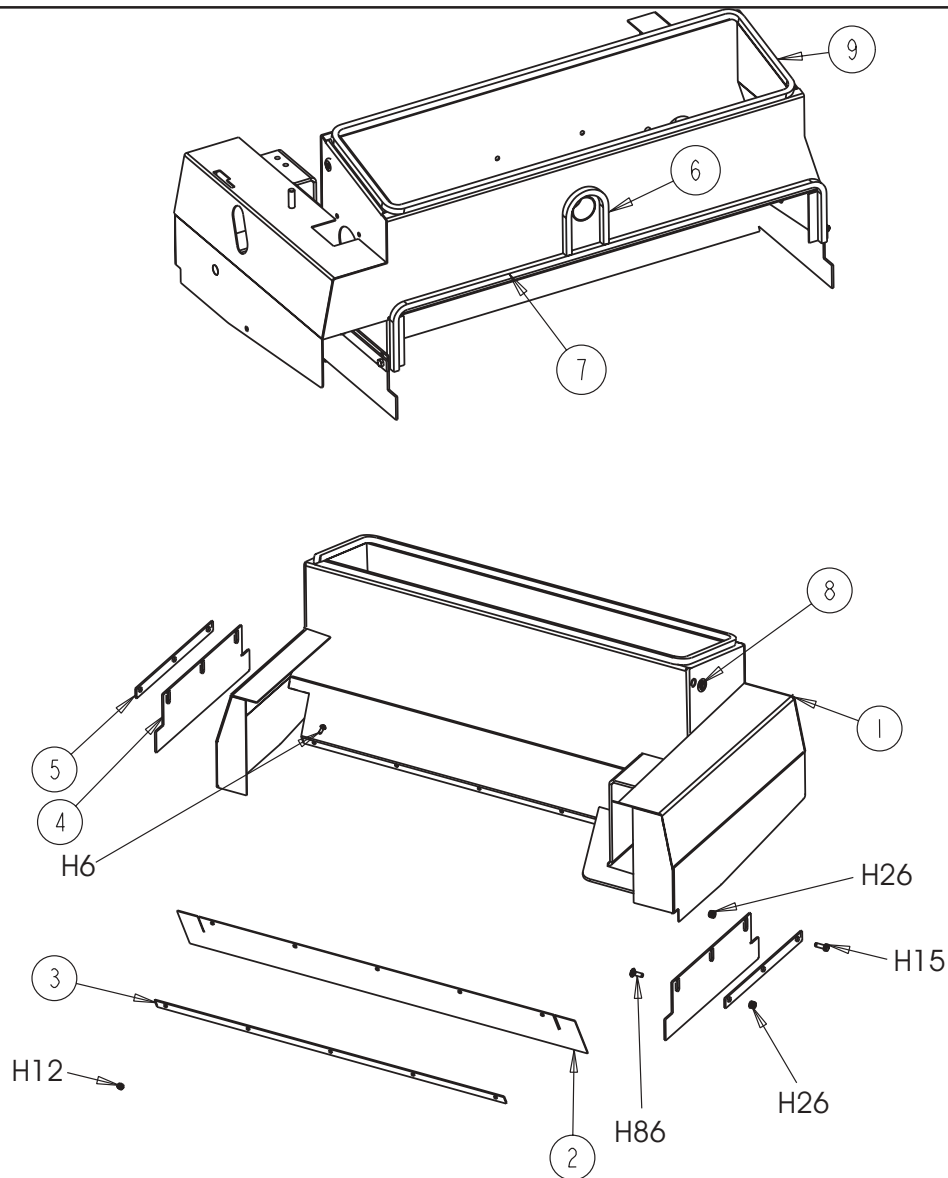
OPTION NO. 0780-555

ITEM	QTY	PART NUMBER	DESCRIPTION
1	1	7-81-00203	SUPPORT, WARNING LIGHT
2	1	8-40-05036	AMBER STROBE LIGHT (12 to 80 VDC)
3	2	2-00-03063	SCREW, #10-24 x .75 ROUND HEAD
4	2	2-00-00512	STAR WASHER
5	2	2-00-00605	NUT, 10-24 HEX
6	8	2-00-00402	WASHER, 25/64" ID x 3/4" OD
7	4	2-00-00233	BOLT, 3/8-16 X 1.00 HEX HEAD, FINISHED
8	4	2-00-02310	LOCK WASHER, 3/8 HELICAL SPRING
9	4	2-00-02360	NUT, 3/8-16 HEX
10	1	3-61-00193	WIRE 16 GA (RED, 10 FT.)
11	1	3-61-00189	WIRE 16 GA (BLACK, 10 FT.)
12	2	2-00-04626	TERMINAL (.156 FEMALE)
13	2	2-00-04578	TERMINAL (.156 MALE)
14	1	2-00-04741	TERMINAL
15	1	2-00-03261	GROMMET
16	1	2-00-00491	GROMMET
17	1	3-61-02014	CONVOLUTED TUBE (6 FT.)

STROBE LIGHT WITHOUT OVERHEAD GUARD



PRE-SWEEP OPTION - FRAME AND FLAPS

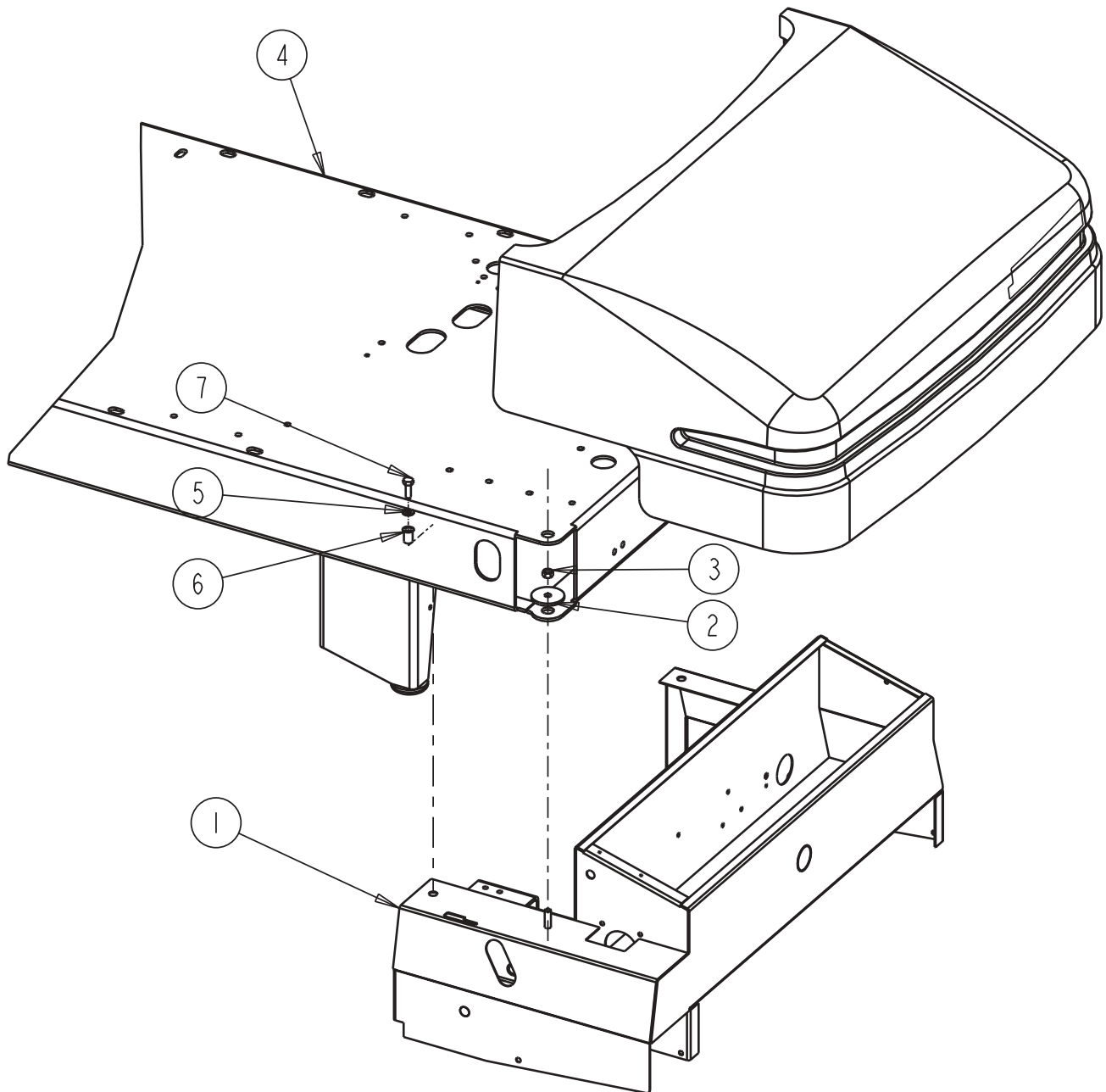


Ref# 0780-468

OPTION NO. 0780-607

ITEM	QTY	PART NUMBER	DESCRIPTION
1	1	7-27-07193	BROOM HOUSING
2	1	7-25-08080	FLAP-REAR
3	1	7-13-07126	CLAMP-FLAP (REAR)
4	2	7-25-08081	FLAP-SIDE
5	2	7-13-07194	CLAMP-SIDE SQ
6	1	7-29-00253	GASKET-HOPPER
7	1	7-29-00252	GASKET-HOPPER
8	1	2-00-04341	GROMMET
9	1	7-29-00251	GASKET-PLASTIC HOPPER
9	1	7-29-00254	GASKET-STEEL HOPPER
H6	5	2-00-00049	SCREW, # 10-24 X .500 RHM
H12	5	2-00-01246	NUT, HEX # 10-24 FIBER INSERT
H15	1	2-00-00221	SCREW, 1/4-20 X .750 HHC
H26	6	2-00-00641	NUT, 1/4-20 FIBER INSERT
H86	5	2-00-03575	CARRIAGE BOLT, 1/4-20 X .750

PRE-SWEEP OPTION - FRAME AND FLAPS CON'T.



NOTE:
REMOVE (7-30-05105) WHEEL GUARD BEFORE INSTALLING PRESWEEP

Ref# 0780-468-7revC

ITEM	QTY	PART NUMBER	DESCRIPTION
1	1	7-27-07193	HOUSING, BROOM
2	2	2-95-04689	WASHER, AXLE
3	2	2-95-04182	HEX NUT, 3/8-16 STOP
4	1	7-27-07223	MAIN FRAME WELDMENT
5	2	2-00-00409	FLAT WASHER, .687 x .344 x .062
6	2	2-00-05330	THREADED INSERT, 5/16-18
7	2	2-00-02708	SCREW, 5/16-18 x 1.00 HEX HEAD

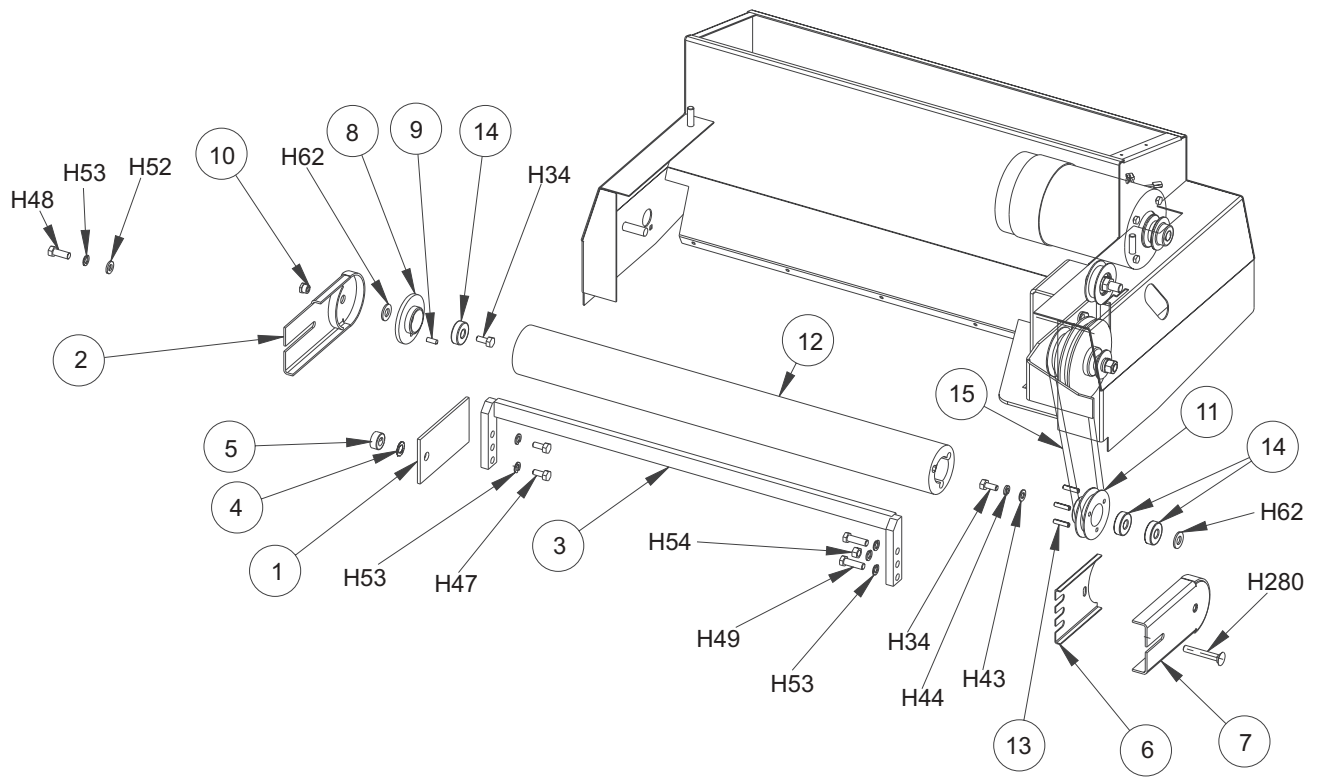
PRE-SWEEP OPTION - BROOM DRIVE

ITEM	QTY	PART NUMBER	DESCRIPTION
1	1	0782-110	MOTOR- 36 VDC 1/2 HP 1200 RPM (Motor brushes PN: 0775-215 / 4 required)
2	1	7-60-00158	PULLEY-MOTOR
3	1	8-60-00161	IDLER PULLEY - REVERSE
4	4	2-00-03306	BEARING-BALL
5	2	2-00-00532	RING-BEARING RETAINER
6	1	7-03-04184	ARM-SIDE BROOM (SWEEPER OPTION)
7	2	8-15-01002	COLLAR, W/SETSCREW
8	1	7-41-05111	LEVER-BRUSH LIFT (SWEEPER OPTION)
9	1	7-08-00223	BRACKET
10	1	8-30-08021	PLATE-BELT GUIDE
11	1	7-25-06030	FLANGE-SIDE BROOM PULLEY
12	1	7-60-00155	PULLEY-SIDE BROOM
13	1	7-08-03230	SIDE BROOM
14	3	7-75-01139	SPACER-PULLEY SHAFT
15	1	7-60-00157-1	PULLEY-COUNTER SHAFT
16	1	7-81-00145	SUPPORT-MAIN BROOM (RH)
17	1	8-75-01044	SPACER
18	1	7-78-05027	STOP-SIDE BROOM
19	1	7-75-01189	SPACER-IDLER
20	1	7-29-00245	GASKET (6.0 INCHES)
21	1	7-31-06065	HANDLE
22	1	2-00-02111	V BELT (SIDE BROOM)
23	1	2-00-05066	V BELT (MOTOR)
H15	5	2-00-00221	SCREW, 1/4-20 X .750 HHC
H24	1	2-00-00220	SCREW, 1/4-20 X .625 HHC
H25	4	2-00-00594	NUT, HEX 1/4-20 X .437 X .218
H33	1	2-00-00224	SCREW, 5/16-18 X .500 HHC
H44	1	2-00-00530	LOCK WASHER, 5/16 HS MEDIUM
H62	6	2-00-00405	FLAT WASHER, 1.063 X .531 X .094
H63	3	2-00-02312	LOCK WASHER, 1/2 HS MEDIUM
H64	2	2-00-02371	NUT, HEX. 1/2-13 X .750 X .437
H72	10	2-00-00518	LOCK WASHER, HELICAL SPRING
H74	1	2-00-03170	FLAT WASHER, 1.500 X .750 X .125
H142	1	2-00-05244	CARRIAGE BOLT, 1/2-13 X 2.000
H144	1	2-00-02303	LOCK WASHER INT.
H146	1	2-00-00420	FLAT WASHER, 1.00 X .516 X .063
H148	1	2-00-01778	SCREW, 1/2-13 X 2.000 HHC
H171	1	2-00-02371	NUT, HEX JAM .50-13 STL
H185	3	2-00-02588	SCREW, 1/4-20 X 1/125 HHC CAD. PI
H279	1	2-00-04914	SCREW, .50-13 X 4.50 HHC

PRE-SWEEP OPTION - MAIN BROOM

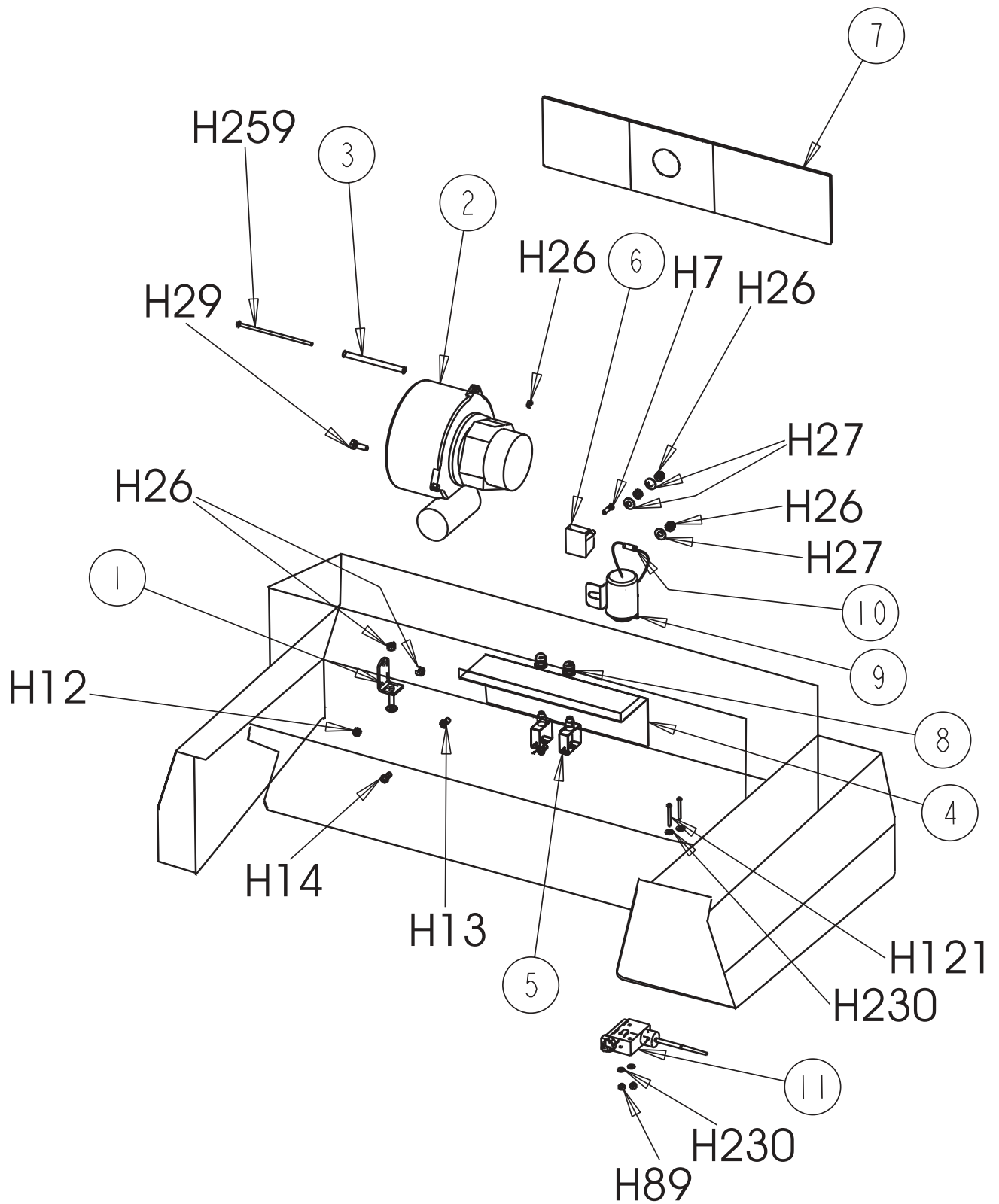
ITEM	QTY	PART NUMBER	DESCRIPTION
1	1	7-81-00166	SUPPORT-MAIN BROOM (LH)
2	1	7-03-04185	ARM-BROOM LIFT (LH)
3	1	7-81-00167	YOKE-MAIN BROOM
4	1	2-00-03382	SPRING WASHER
5	1	2-00-03589	COLLAR
6	1	7-30-05104	GUARD-MAIN BROOM
7	1	7-03-04186	ARM-BROOM LIFT (RH)
8	1	7-11-04011	CAP-BROOM END
9	1	2-00-00875	ROLL PIN
10	1	7-23-03056	NUT
11	1	7-60-00156	PULLEY-MAIN BROOM
12	1	7-08-03229	BROOM-MAIN
13	3	2-00-03842	PIN-ROLL 1/4 X 1
14	3	2-00-03306	BEARING-BALL
H34	2	2-00-00208	SCREW, 5/16-18 X .750 HHC
H43	1	2-00-00409	FLAT WASHER, .687 X .344 X .062
H44	1	2-00-00530	LOCK WASHER, 5/16 HS MEDIUM
H47	2	2-00-00232	SCREW, 3/8-16 X .750 HHC
H48	1	2-00-00233	SCREW, 3/8-16 X 1.000 HHC
H49	2	2-00-00209	SCREW, 3/8-16 X 1.250 HHC
H52	1	2-00-00402	FLAT WASHER, .750 X .390 X .094
H53	6	2-00-02310	LOCK WASHER, HELICAL SPRING 3/8 MEDIUM
H54	1	2-00-02360	NUT, 3/8-16 HEX
H62	2	2-00-00405	FLAT WASHER, 1.063 X .531 X .094
H280	1	2-00-00187	BOLT CARRIAGE, .38-16 X 2.50

PRE-SWEEP OPTION - MAIN BROOM

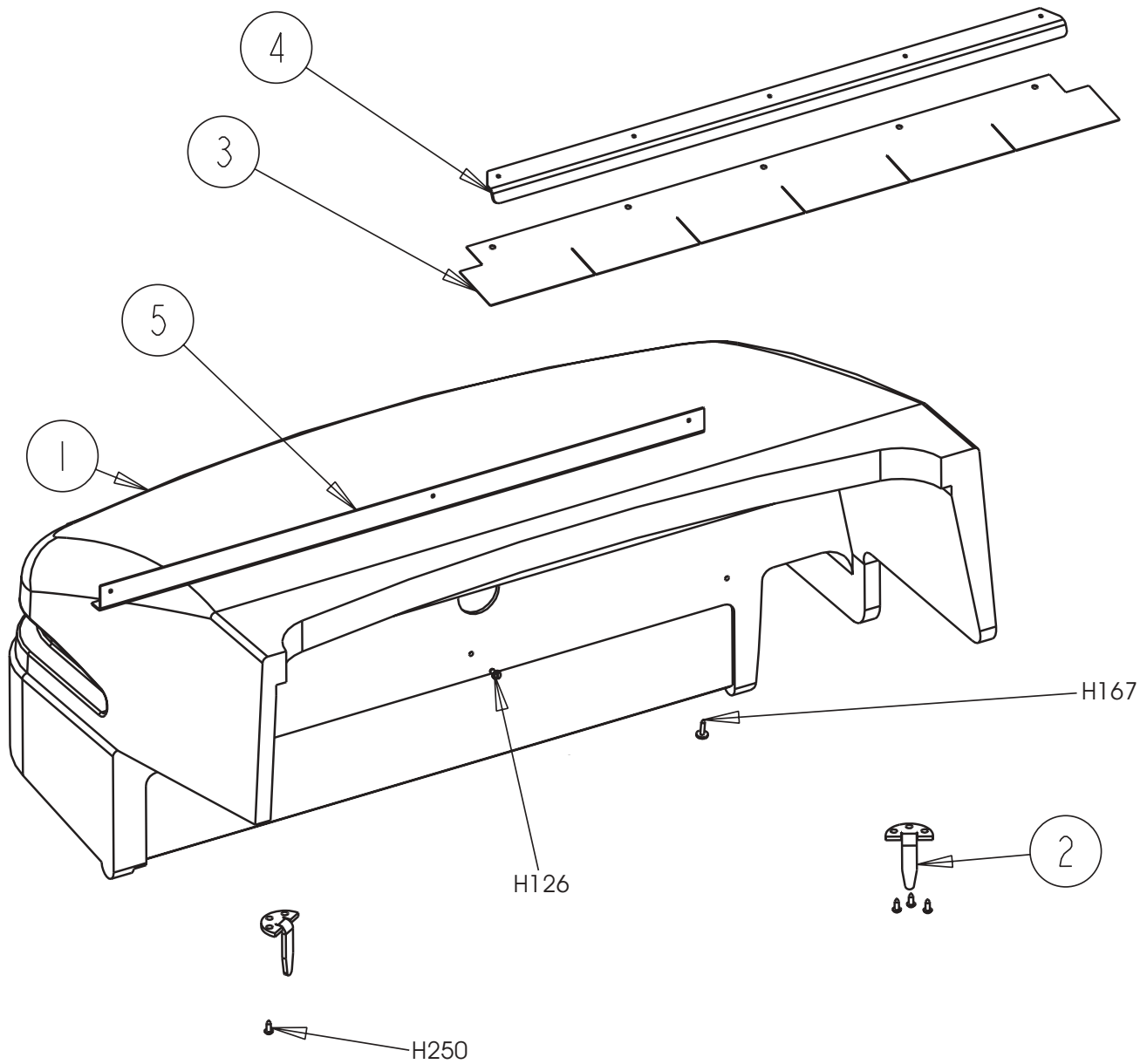


PRE-SWEEP OPTION - DUST CONTROL

ITEM	QTY	PART NUMBER	DESCRIPTION
1	1	7-08-00924	BRKT-VAC MTG
2	1	0782-124	VAC FAN (Motor brushes PN: 0775-186 /2 required)
3	1	7-75-01128	SPACER
4	1	7-16-07408	COVER-C.B. MTG
5	2	7-64-00025	CIRCIUT BREAKER- 25 AMP
6	1	8-06-05004	TERMINAL BLOCK
7	1	7-24-04052	FILTER BAG
8	2	8-11-00051	CAP-CLEAR BOOT
9	1	2-00-04825	SOLENOID
10	1	0775-159	DIODE
11	1	8-82-00058	SWITCH
H7	1	2-00-00056	SCREW, # 10-24 X .750 RHM
H12	1	2-00-01246	NUT, HEX FIBER INSERT #10-24
H13	2	2-00-00054	SCREW, 1/4-20 X .500 RHM
H14	2	2-00-00220	SCREW, 1/4-20 X .500 HHC
H25	1	2-00-00594	NUT, HEX 1/4-20 X .437 X .218
H26	6	2-00-00641	NUT, 1/4-20 INSERT FIBER
H27	4	2-00-03702	WASHER, .625 X .281 X .063
H89	2	2-00-01372	NUT, FIBER INSERT # 8-32 STEEL
H121	2	2-00-00090	SCREW, # 8-32 X 1.500 RHM
H172	1	2-00-04986	SCREW, 1/4-20 X 4.500
H229	1	2-00-01490	SCREW, 1/4-20 X .875 HHC STL
H230	4	2-00-00466	FLAT WASHER, .625 X .203 X .031



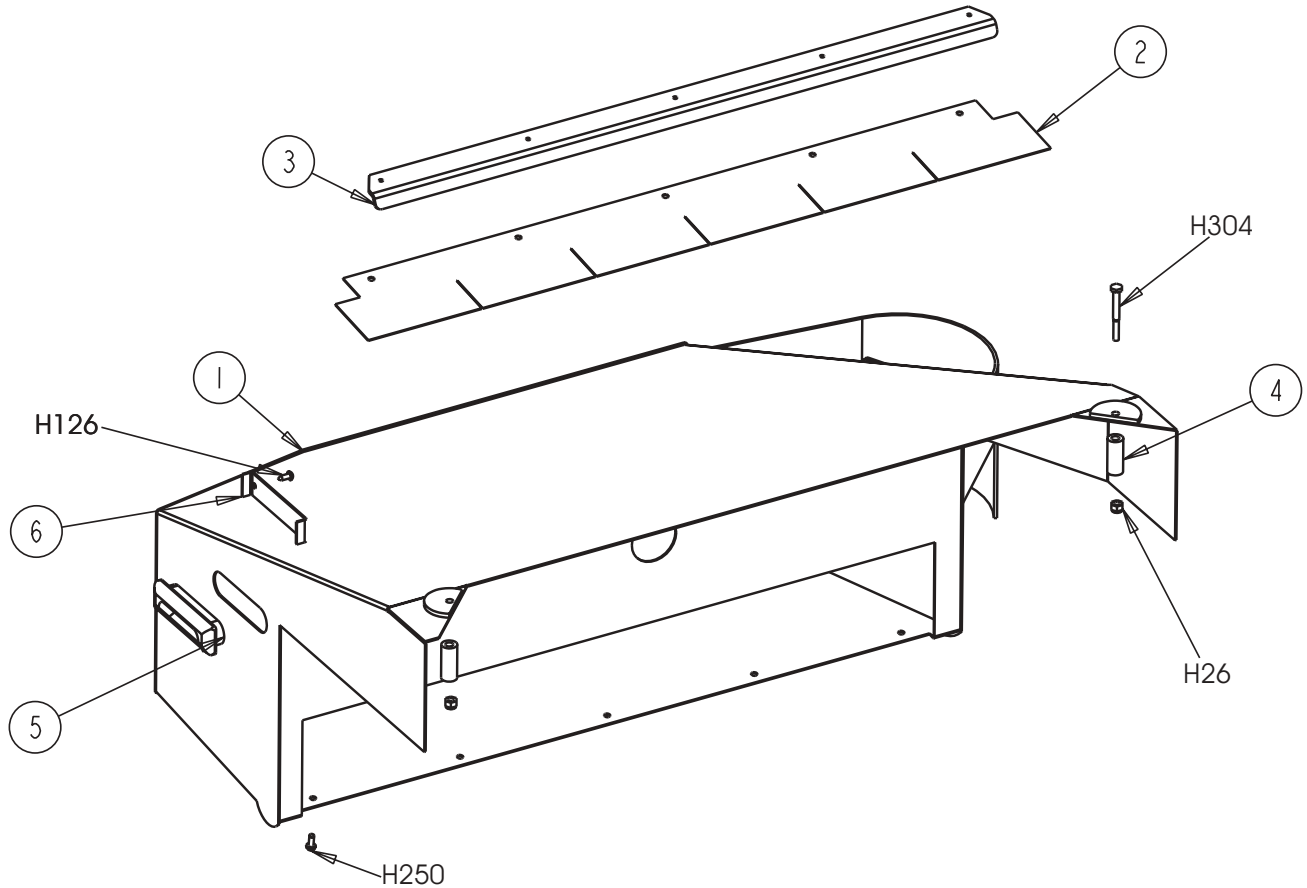
PRE-SWEEP OPTION - HOPPER



Ref# 0780-468-5

ITEM	QTY	PART NUMBER	DESCRIPTION
1	1	7-32-06022	HOPPER (PLASTIC)
2	2	7-55-08160	PIN-HOPPER GUIDE
3	1	7-25-08079	FLAP-HOPPER
4	1	7-13-07193	CLAMP-HOPPER FLAP
5	1	7-08-00950	BRKT-STIFFENER
H126	3	2-00-03466	SCREW, #10-24 X .500
H167	5	2-00-04312	SCREW, #10-24 X .625 T/C HEX HD
H250	6	2-00-04968	SCREW, T/FRH #14-10 X 1.000 TYPE A

PRE-SWEEP OPTION - STEEL HOPPER



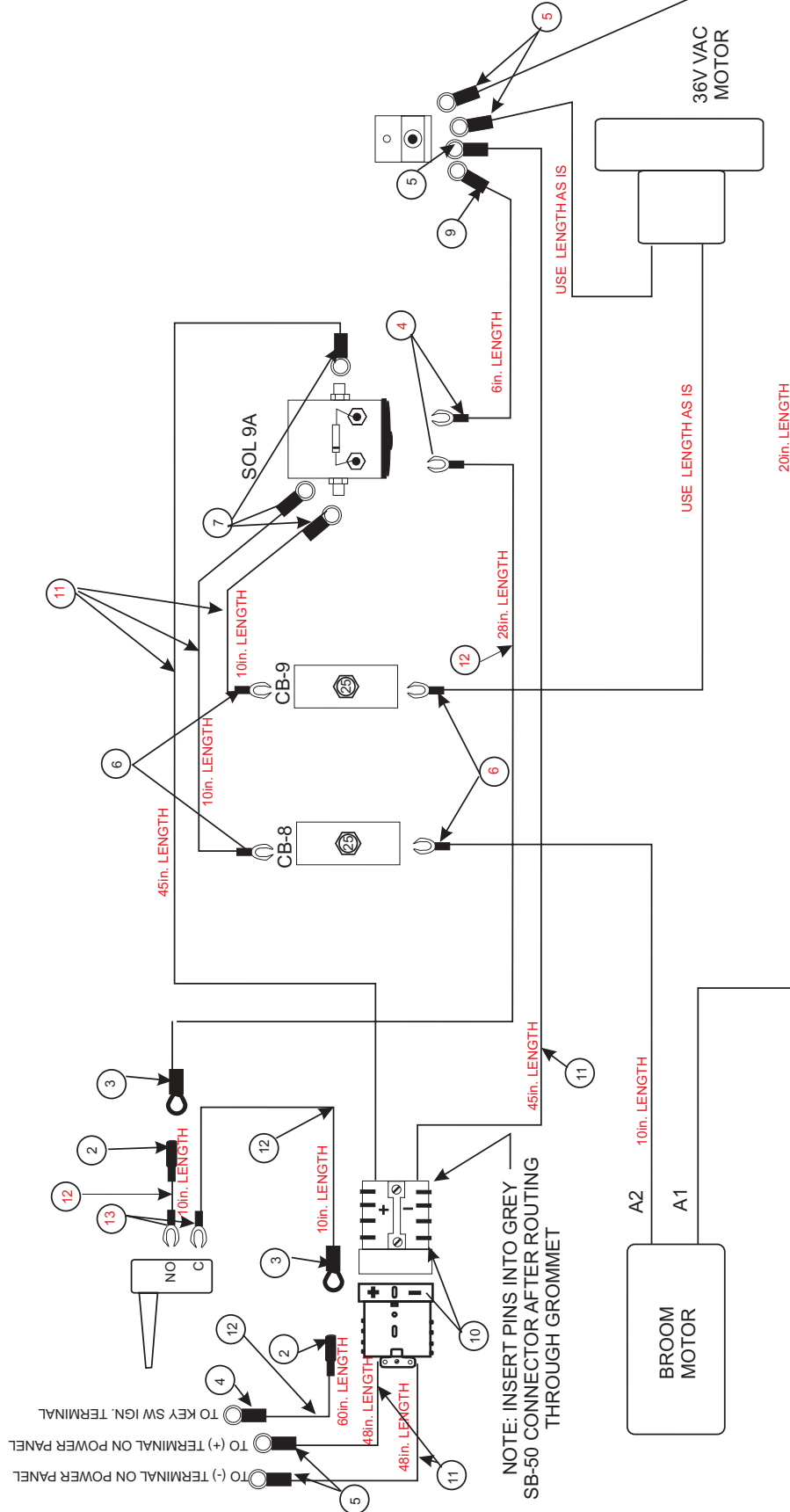
Ref# 0780-468

ITEM	QTY	PART NUMBER	DESCRIPTION
1	1	7-32-06023	HOPPER (STEEL)
2	1	7-25-08079	FLAP HOPPER
3	1	7-13-07193	CLAMP-HOPPER FLAP
4	2	7-30-08020	GUIDE-HOPPER
5	2	8-31-06078	HANDLE
6	2	8-79-00098	BRACKET
H26	2	2-00-00641	NUT, 1/4-20 INSERT FIBER
H126	4	2-00-03466	SCREW, #10-24 X .500
H136	5	2-00-03940	SCREW, #10-24 X .500 T/C HH
H304	2	2-00-00246	SCREW, .25-20 X 2.25 HHC

PRE-SWEEP OPTION - WIRING

ITEM	QTY	PART NUMBER	DESCRIPTION
2	2	2-00-04626	TERM.-.156 FEM.BULLET
3	2	2-00-04578	TERM.-.156 MALE BULLET
4	3	2-00-04281	TERM.-#10 RING
5	5	2-00-04859	TERM.-.25 RING
6	4	2-00-04714	TERM.-#6SS
7	3	2-00-04284	TERM.-.31 RING
9	1	2-00-02010	TERM.-.25 RING
10	2	2-00-05411	SB-50 CONNECTORS
11	18FT	3-61-00043	WIRE-10 AWG
12	10FT	3-61-00189	WIRE-16 AWG
13	2	2-00-04808	TERM.-#8SS

**NOTE: TIE ALL WIRES TOGETHER AS NEEDED USING TYE-RAPS
CUT LENGTHS OF ITEMS #11 & 12 AS NEEDED**

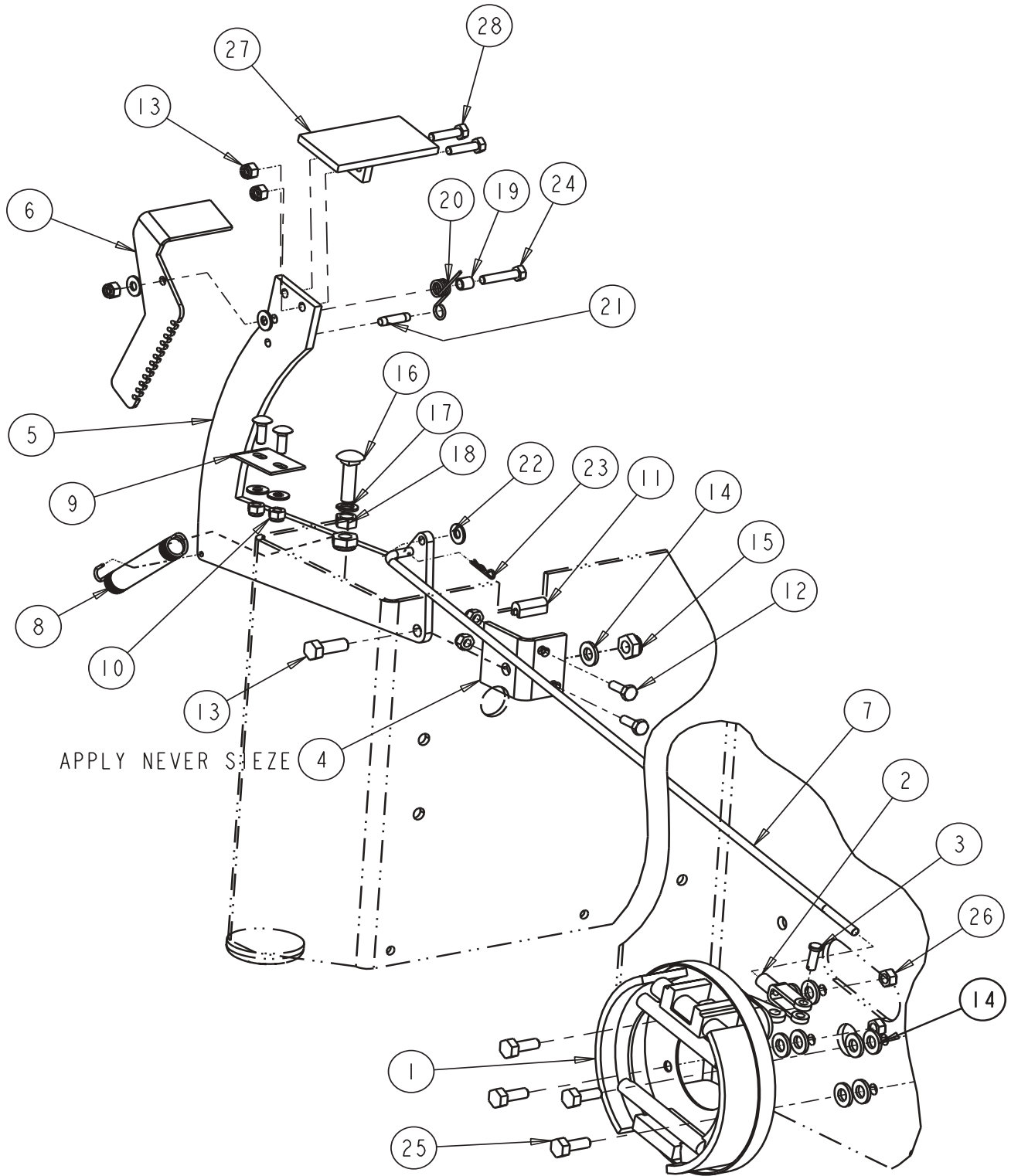


SECONDARY (REAR) BRAKE OPTION

OPTION NO. 0780-552

ITEM	QTY	PART NUMBER	DESCRIPTION
1	1	0860-636	BRAKE -LH
2	1	8-14-01006	CLEVIS
3	1	2-00-04909	PIN, 1/4 X 3/4 LG
4	1	7-08-01146	BRACKET, BRAKE PIVOT
5	1	7-55-00040	PEDAL, BRAKE
6	1	7-55-05070	PEDAL, PARKING BRAKE
7	1	7-66-00204	ROD-BRAKE LH
8	1	8-76-00054	SPRING
9	1	7-13-07226	CLIP-PARKING BRAKE
10	7	2-00-00641	NUT, FIBER INSERT 1/4-20
11	1	8-21-04048	EDGING - BROOM CHAMBER
12	2	2-00-00221	BOLT-HEX HEAD, FINISHED, 1/4-20x3/4 lg
13	1	2-00-00233	BOLT-HEX HEAD, FINISHED, 3/8-16 x 1.00
14	9	2-00-00402	WASHER, 25/64" ID X 3/4" OD
15	2	2-00-00643	LOCKNUT-ELASTIC, 3/8-16
16	REF.	2-00-03750	BOLT, 3/8-16 x 1.5" CARRIAGE
17	1	2-00-02310	WASHER-LOCK, 3/8", HELICAL SPRING
18	1	2-00-02360	NUT, HEX, 3/8-16
19	1	8-09-01069	SPACER, .259 ID X .355 OD X .375 LG
20	1	7-76-00013	SPRING-SQUEEGEE RELEASE PEDAL
21	1	2-00-05916	PIN, COILED SPRING
22	5	2-00-03702	WASHER, .625 x .281 x .063
23	1	2-00-05249	HAIR PIN (COTTER)
24	1	2-00-00222	1/4-20 X 1.25 LG HEX HEAD SCREW
25	4	2-00-01255	5/16-18 X 7/8 LG HEX HEAD SCREW
26	4	2-00-00644	NUT, HEX, INSERT FIBER, 5/16-18
27	1	7-55-00041	PEDAL, BRAKE
28	2	2-00-00205	BOLT, 1/4-20 FINISHED HEX HEAD

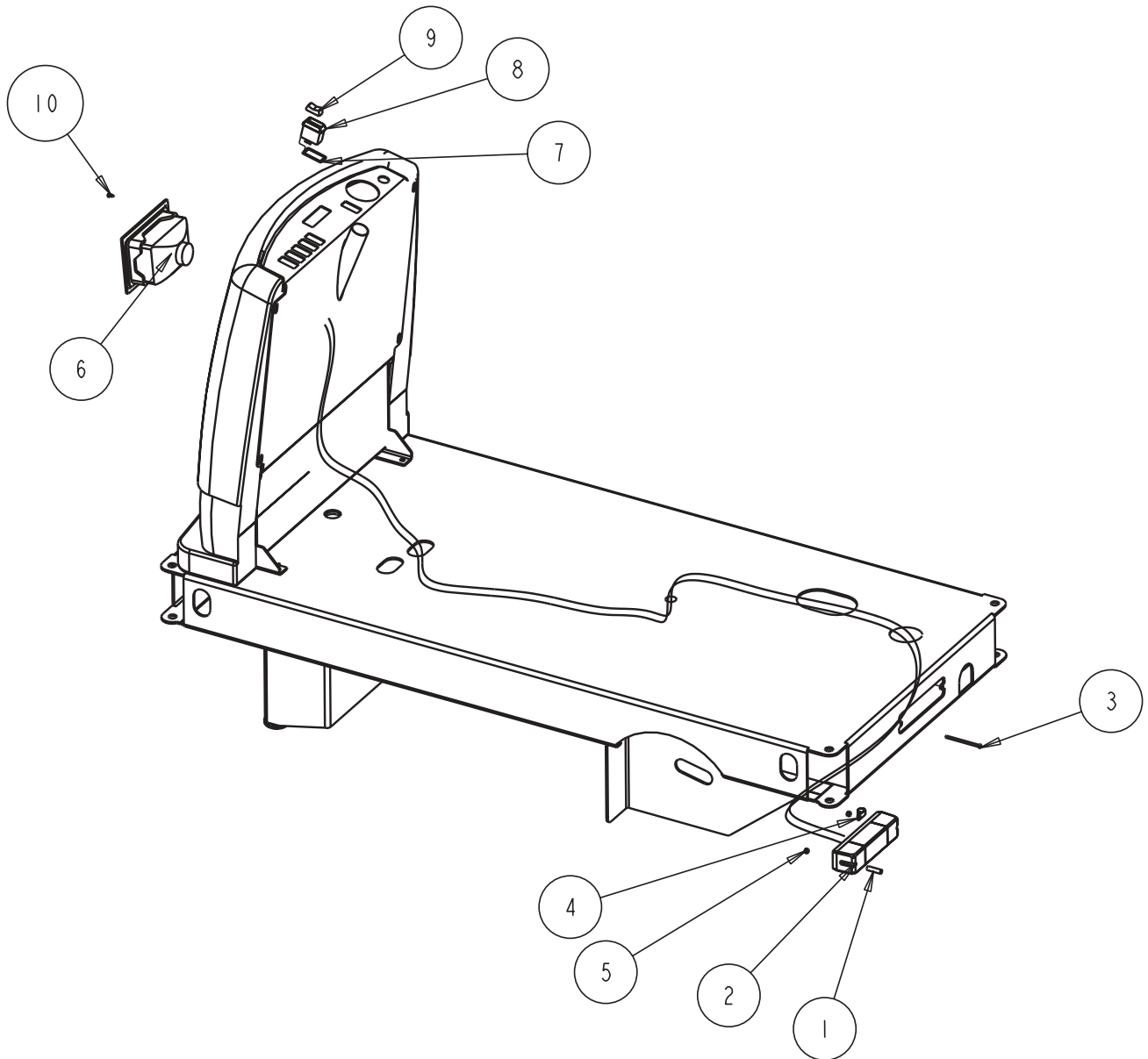
SECONDARY (REAR) BRAKE OPTION



LIGHT PACKAGE OPTION

OPTION NO. 0780-557

ITEM	QTY	PART NUMBER	DESCRIPTION
1	2	8-75-01207	SPACER-TAILLIGHT MTG
2	1	8-40-05044	TAIL LIGHT, 12 V
3	2	2-00-02933	SCREW
4	1	2-00-04210	CLAMP
5	2	2-00-01246	NUT-#10-24 ELASTIC STOP NUT
6	1	8-40-05052	HEAD LIGHT
7	1	2-00-05869	GASKET, SWITCH
8	1	2-00-05827	SWITCH BODY
9	1	2-00-05837	ACTUATOR, LIGHT PACKAGE
10	4	2-00-03466	SCREW #10 X 16.50 ZN SELF TAPPING

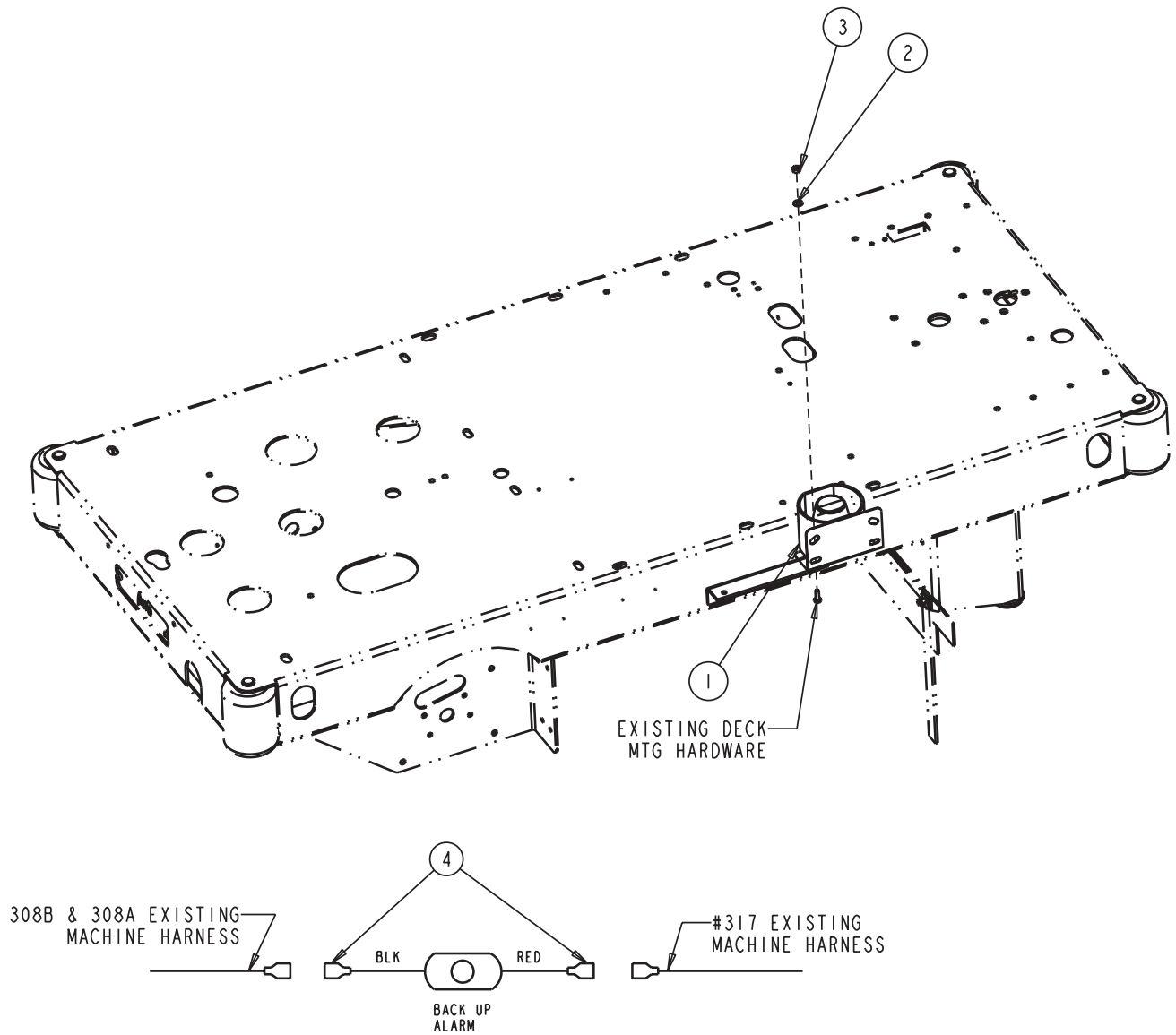


BACK-UP ALARM OPTION

OPTION NO. 0780-551

ITEM	QTY	PART NUMBER	DESCRIPTION
1	1	8-32-09009	BACK UP ALARM
2	1	2-00-03702	WASHER, .625 X .281 X .063
3	1	2-00-00644	HEX NUT, 5/16-18 INSERT FIBER
4	2	8-11-00015	CONNECTOR

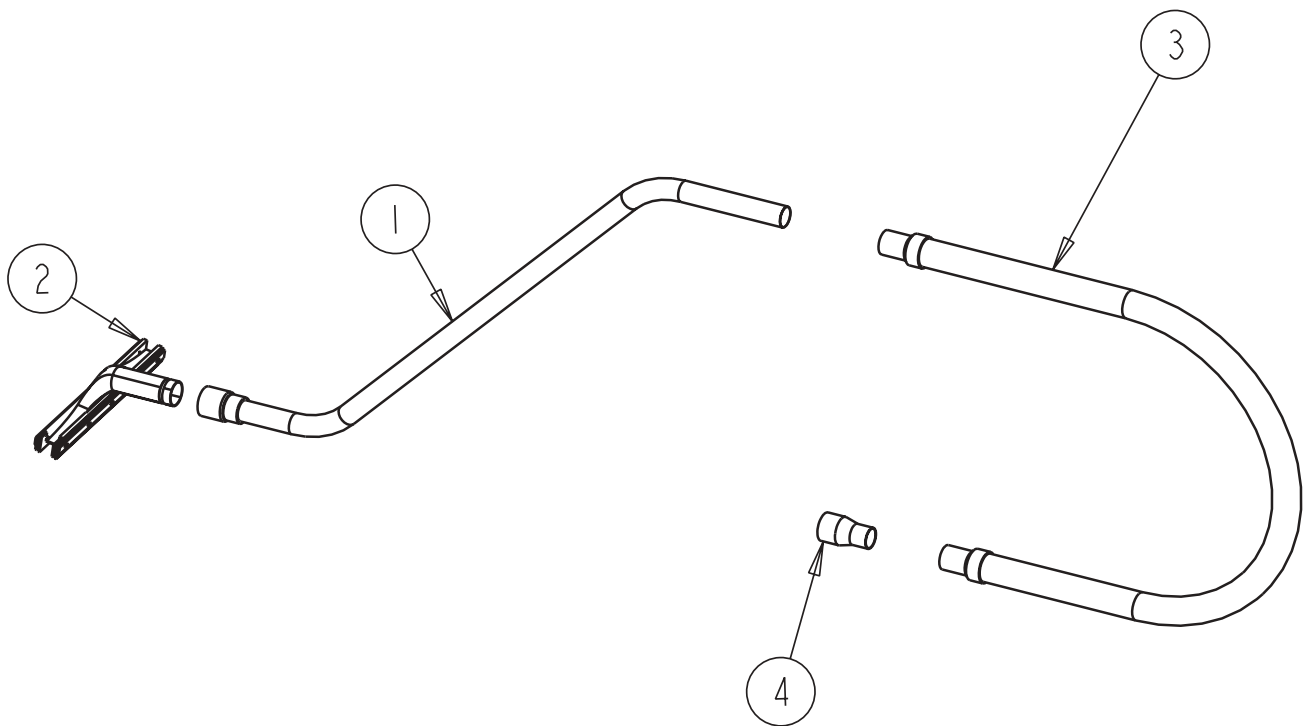
BACK-UP ALARM OPTION



SQUEEGEE WAND OPTION

OPTION NO. 0780-429

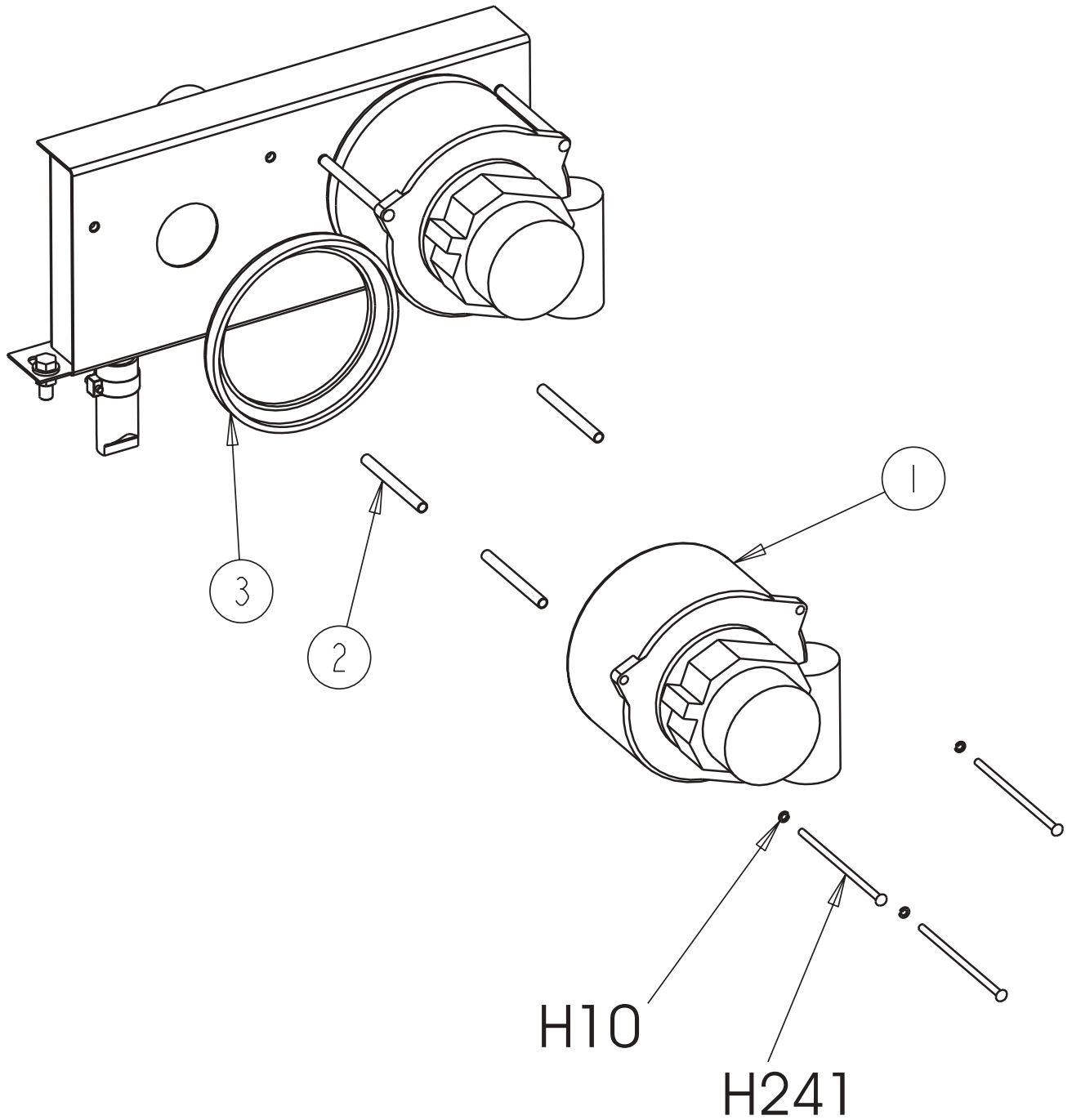
ITEM	QTY	PART NUMBER	DESCRIPTION
1	1	0261-025	WANDASSEMBLY
2	1	0261-024	TOOLASSEMBLY
3	1	7-33-02213	HOSE-VAC
4	1	7-03-00044	ADAPTER-TRANSITION



DUAL VACCUUM SYSTEM OPTION

OPTION NO. 0780-427

ITEM	QTY	PART NUMBER	DESCRIPTION
1	1	0782-124	VAC FAN (Motor brushes PN: 0775-186 /2 required)
2	3	7-75-01184	SPACER
3	1	2-22-00003	MOTOR MOUNTING RING
4	1	7-64-00032	CIRCUIT BREAKER - 50A
5	2	2-00-05065	TERMINAL-WIRE NUT (BLUE) (NOTE 3)
6	2	2-00-01862	TERMINAL-#10 RING
H10	3	2-00-00519	LOCK WASHER, #10 MEDIUM HS
H241	3	2-00-05395	SCREW, RHM 25-20 X 4.00 ZINC

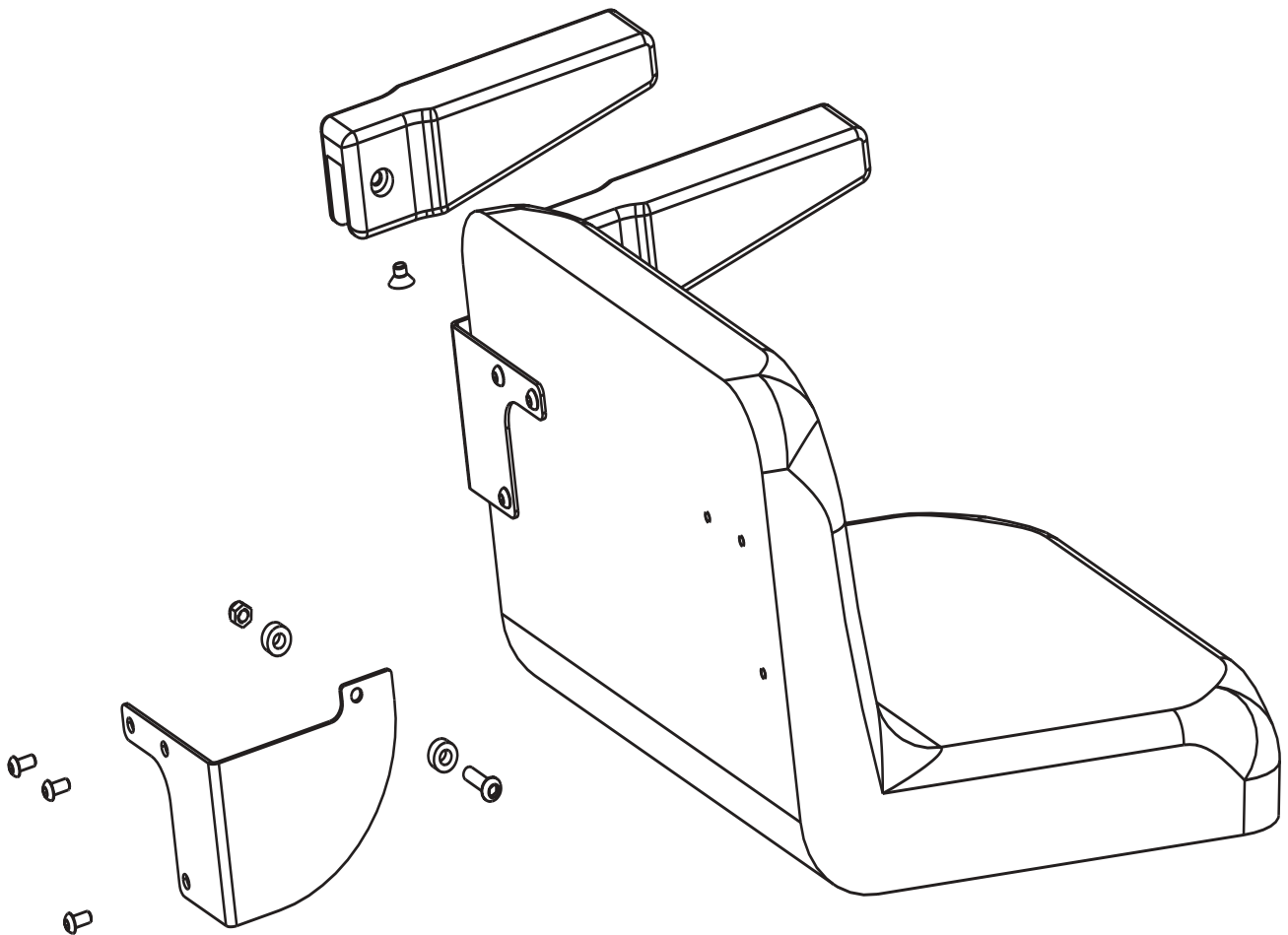


ARM RESTS OPTION

OPTION NO. 0780-470

ITEM	QTY	PART NUMBER	DESCRIPTION
1	1	7-69-00005	LEFT ARM BRACKET
2	*	REF	RIGHT ARM BRACKET
3	*	REF	MOLDED ARM BRACKET
4	*	REF	3/8-16 x 1.50 LG BHSCS
5	*	REF	3/8-16 x .50 LG FHSCS
6	*	REF	3/8-16 CENTER LOCK ACORN NUT
7	*	REF	5/16-18 x .63 LG BHSCS
8	*	REF	NYLON SPACER

NOTE- * ARM REST KIT 7-69-00005 INCLUDES PARTS DESCRIBED.



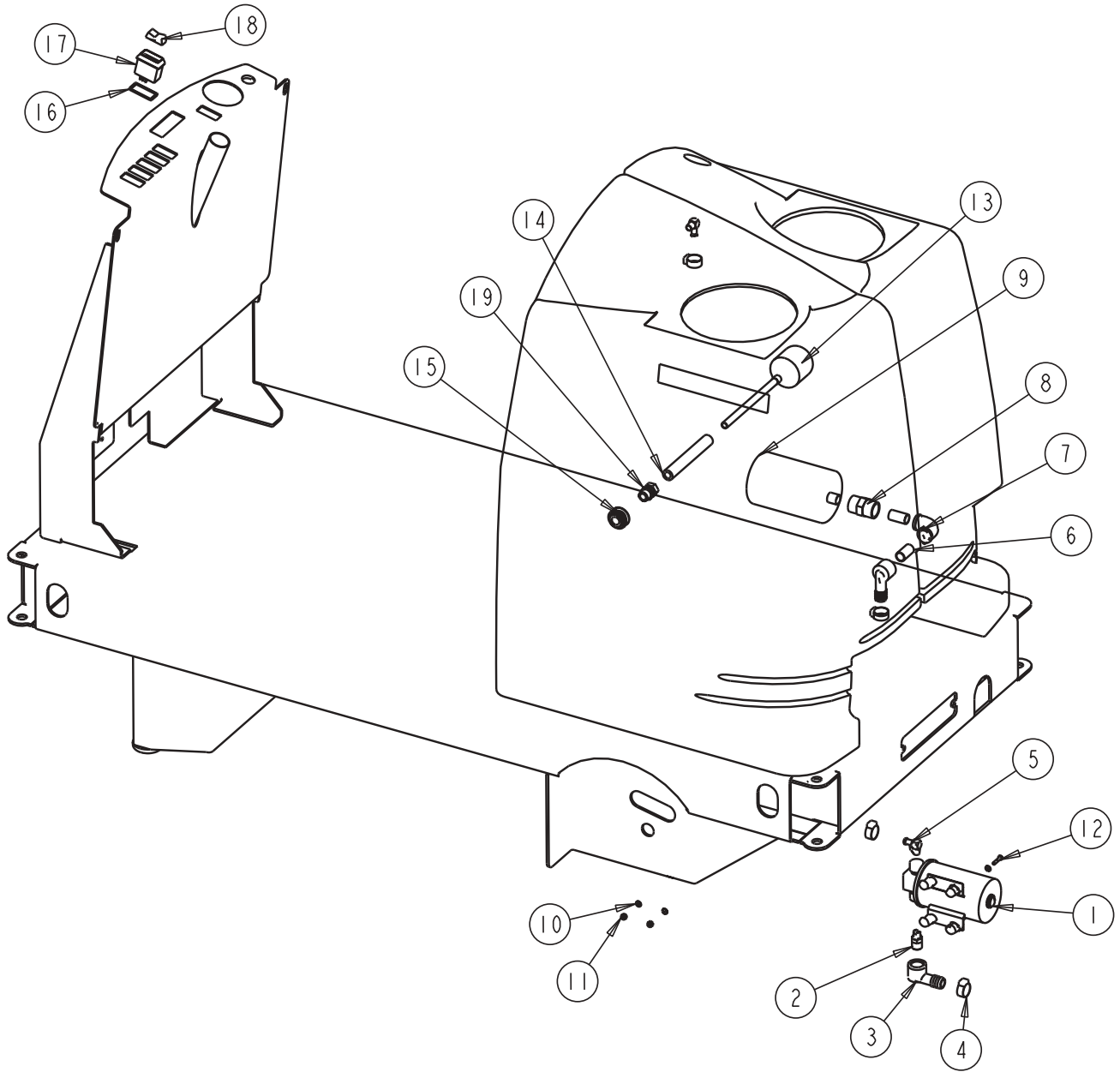
Ref# 0780-470 Ref# 0780-558-1

CLARKE
ENCORE MAX

ESP RECOVERY OPTION

OPTION NO. 0780-556

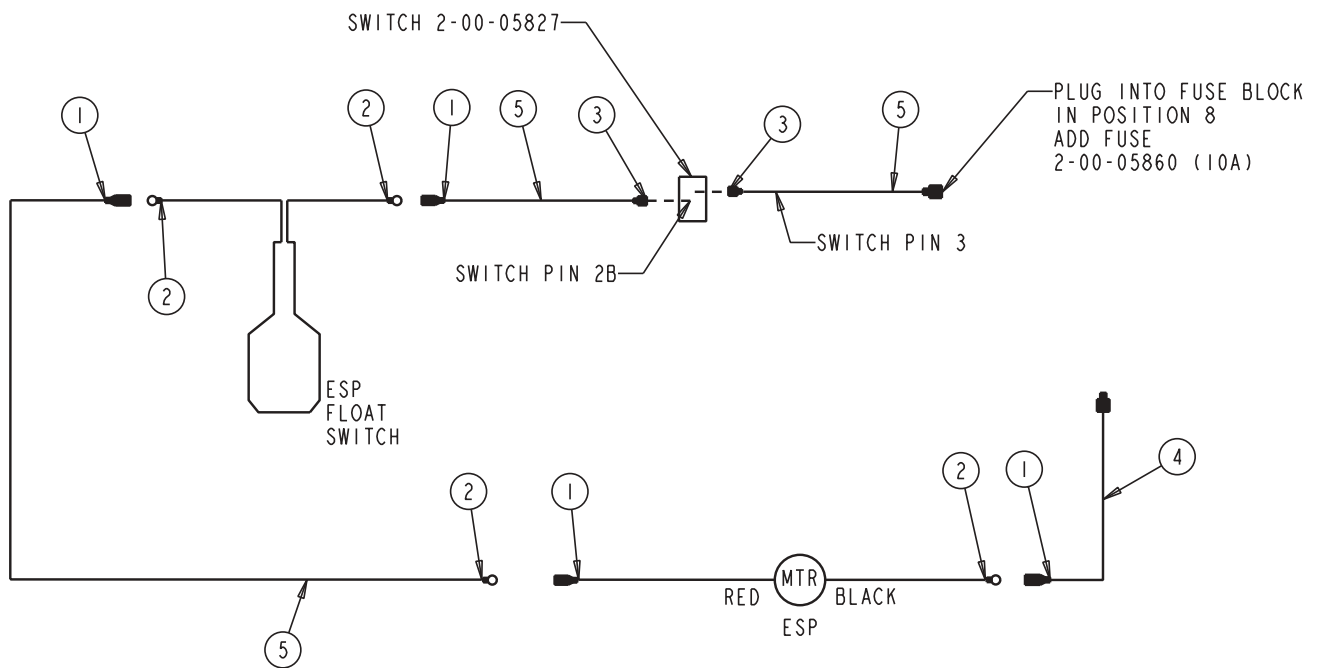
ITEM	QTY	PART NUMBER	DESCRIPTION
1	1	7-60-05013	PUMP-RECYCLING (36 VDC)
2	1	7-25-02062	FITTING-REDUCER NIPPLE
3	2	2-00-05132	FITTING-ELBOW
4	4	-00-03407	HOSE CLAMP- WITTECK #10P
5	2	7-25-02061	FITTING
6	2	2-00-05131	FITTING-NIPPLE
7	1	2-00-05083	FITTING- 90 DEGREE 3/4 NPT ELBOW
8	1	2-00-04736	PIPE CONNECTOR
9	1	7-24-04038	FILTER-PUMP INLET
10	8	2-00-00426	WASHER-FLAT .500 x .219 x .063
11	4	2-00-01246	NUT-#10-24 ELASTIC STOP NUT
12	4	2-00-00039	SCREW #10-24
13	1	0775-164	FLOAT SWITCH (GRAY)
14	1	7-87-02191	TUBE-FLOAT SWITCH
15	1	7-09-01124	BULKHEAD FITTING
16	1	2-00-05869	GASKET, SWITCH
17	1	2-00-05827	SWITCH BODY
18	1	2-00-05838	ACTUATOR, ESP
19	1	7-09-01122	BUSHING



ESP RECOVERY OPTION WIRING

ITEM	QTY	PART NUMBER	DESCRIPTION
1	4	2-00-04626	TERMINAL (.156 FEMALE)
2	4	2-00-04578	TERMINAL (.156 MALE)
3	3	2-00-03418	TERMINAL-.25 FISO FEMALE
4	1	3-61-00189	WIRE-16GA (BLACK)
5	1	3-61-00193	WIRE-16GA (RED)

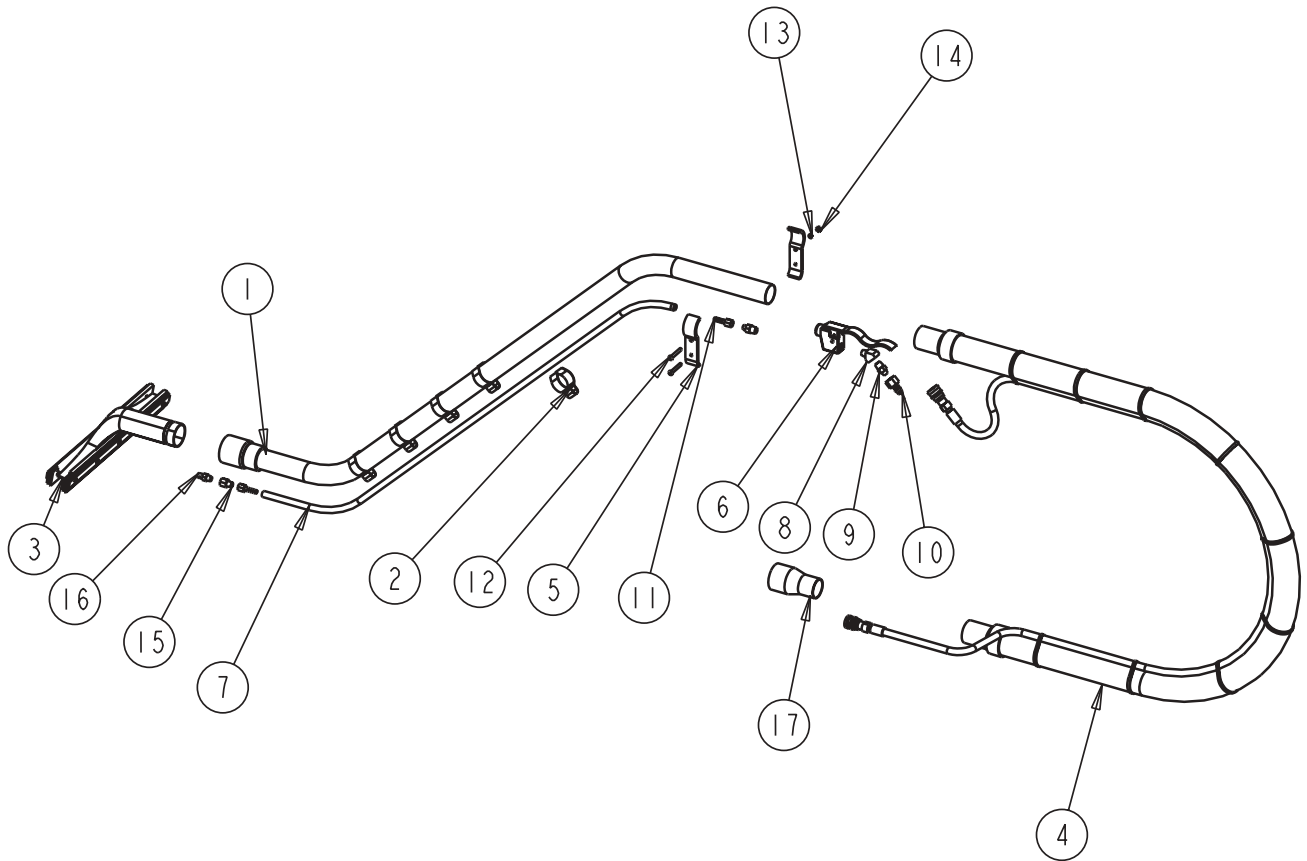
ESP RECOVERY OPTION WIRING



SPRAY WAND OPTION

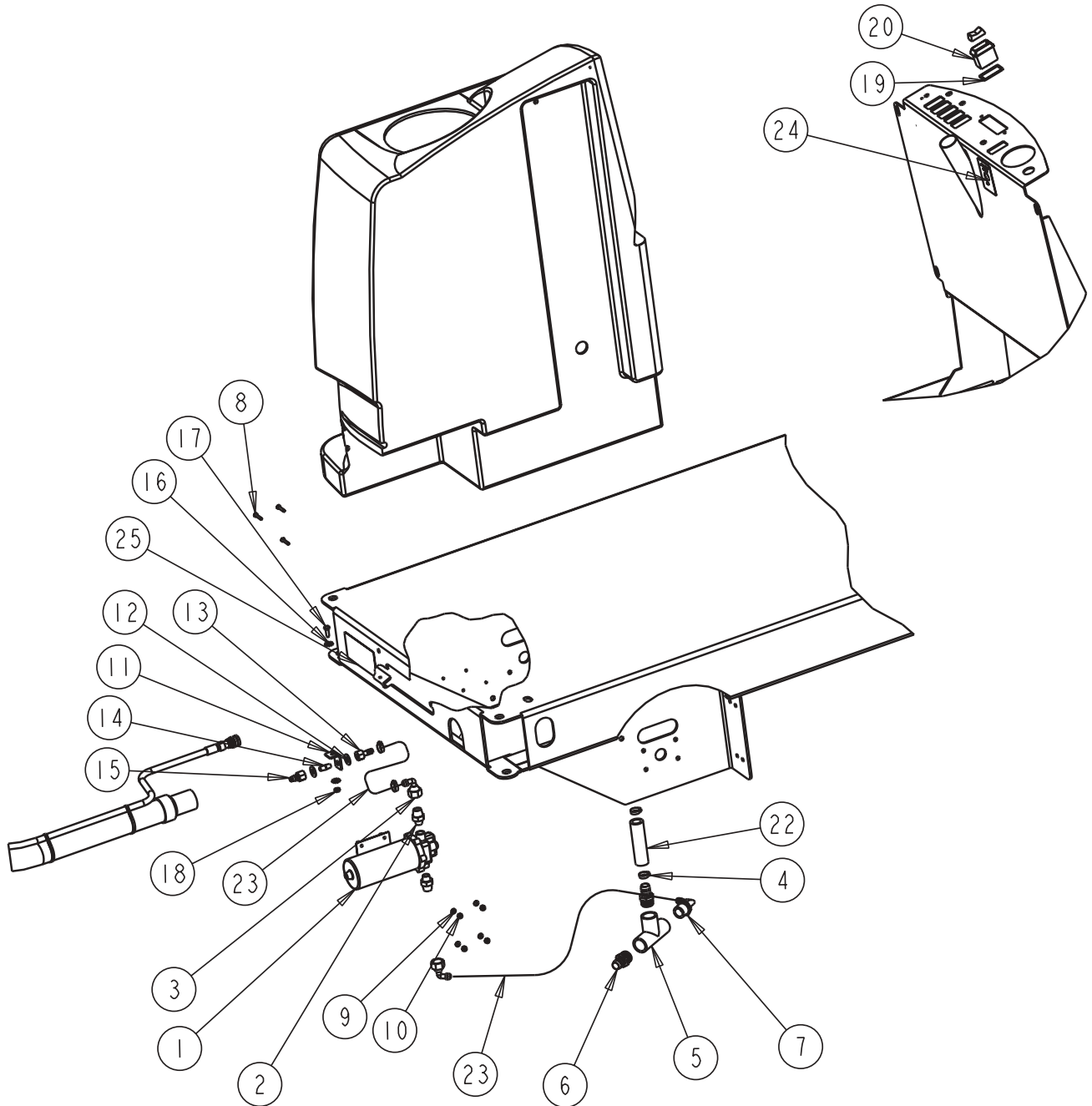
OPTION NO. 0780-558

ITEM	QTY	PART NUMBER	DESCRIPTION
1	1	0261-025	WAND ASSEMBLY
2	5	7-13-07140	CLAMP, HOSE
3	1	0261-024	TOOL ASSEMBLY
4	1	0261-029	HOSE ASSEMBLY
5	2	7-13-07139	CLAMP, VALVE
6	1	7-88-00058	VALVE-SOLUTION 1/4 NPT
7	1	7-33-02306	HOSE, SOLUTION FEED
8	1	8-56-05026	45 STREET ELBOW
9	2	2-00-05206	REDUCER-MALE PIPE 1/4 X 1/8
10	1	7-16-05028	COUPLING, QUICK DISCONNECT
11	2	2-00-05207	ADAPTER, 1/4 HOSE X 1/8 NPT
12	2	2-00-00089	SCREW #10-24 X1.5 LG, RHM
13	2	2-00-04686	WASHER
14	2	2-00-00605	NUT-#10-24 HEX
15	1	2-00-05208	ADAPTER- 1/8 PIPE, BRASSE
16	1	7-50-01002	SPRAY NOZZLE
17	1	7-03-00044	ADAPTER-TRANSITION



SPRAY WAND OPTION CON'T.

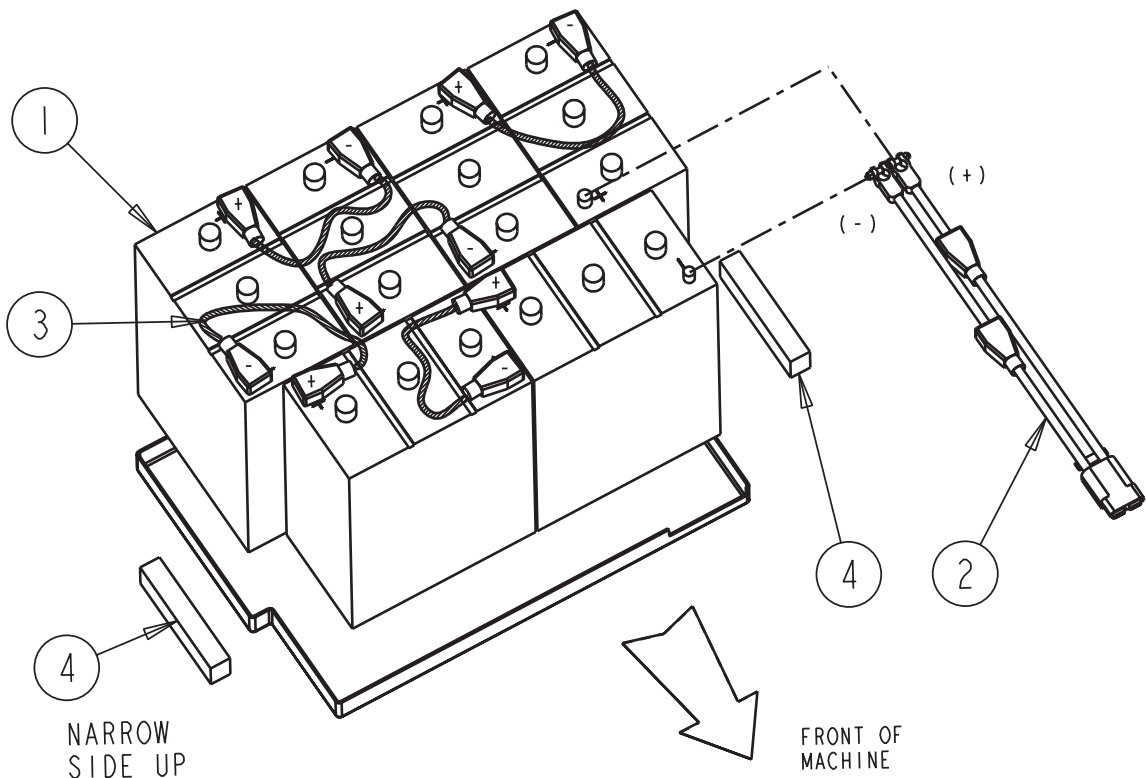
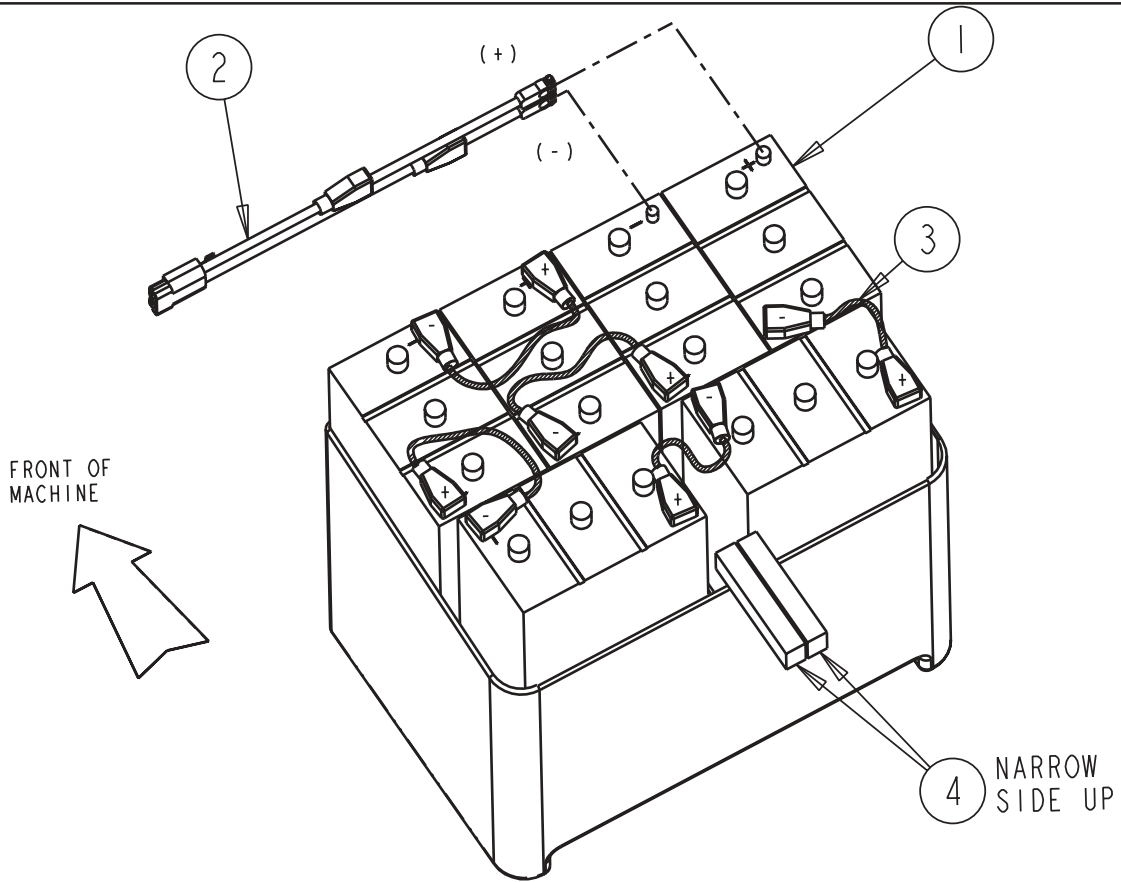
ITEM	QTY	PART NUMBER	DESCRIPTION
1	1	7-60-05017	PUMP-WATER 36 VDC
2	2	7-03-00047	ADAPTER-PLASTIC 3/8-1/2 NPT
3	2	7-25-02073	FITTING-90 DEGREE ELBOW 1/2 NPT X 3/8 BARB
4	4	2-95-04388	CLAMP, HOSE
5	1	7-25-02037	FITTING-PLASTIC (TEE)
6	2	7-25-02012	FITTING, 3/4" NPT X 3/4" BARBED
7	1	2-00-04655	FITTING-90\$^ ELBOW (NYLON)
8	4	2-00-00039	SCREW #10-24
9	4	2-00-00460	WASHER-FLAT .438 X .192 X .031
10	4	2-00-01246	NUT-#10-24 ELASTIC STOP NUT
11	1	7-08-00769	BRACKET-HOSE CONNECTION
12	2	2-00-00415	WASHER, .94ID X .47ODX.062
13	1	2-00-05211	ADAPTER- 3/8 HOSE BARB X 1/8 NPT (F)
14	1	2-00-03875	CLOSE NIPPLE (BRASS)
15	1	7-16-05028	COUPLING, QUICK DISCONNECT
16	2	2-00-00503	WASHER, LOCK 1/4-20
17	1	2-00-00221	BOLT-HEX HEAD, FINISHED, 1/4-20x3/4 lg
18	1	2-00-00594	NUT, HEX 1/4-20
19	1	2-00-05869	GASKET, SWITCH
20	1	2-00-05827	SWITCH BODY
21	1	2-00-05838	ACTUATOR, ESP
22	1	3-71-03025	HOSE
23	1	3-71-00081	HOSE, 3/8" I. D. X 36.0"
24	1	7-18-00217	DECAL-POWER WAND
25	1	7-18-00121	DECAL-WARNING



BATTERY 370 A.H. OPTION

ITEM	QTY	PART NUMBER	DESCRIPTION
1	6	REF	BATTERY-6V LEAD ACID (WET - OPTION 0780-203)
1	6	REF	BATTERY-6V LEAD ACID (DRY - OPTION 0780-204)
2	1	0875-102	CONNECTOR ASSEMBLY (TO BATTERY)
3	5	7-90-07286	BATTERY CONNECTOR WIRE
4	2	8-75-01206	SPACER-BATTERY PAN (6) VOLT

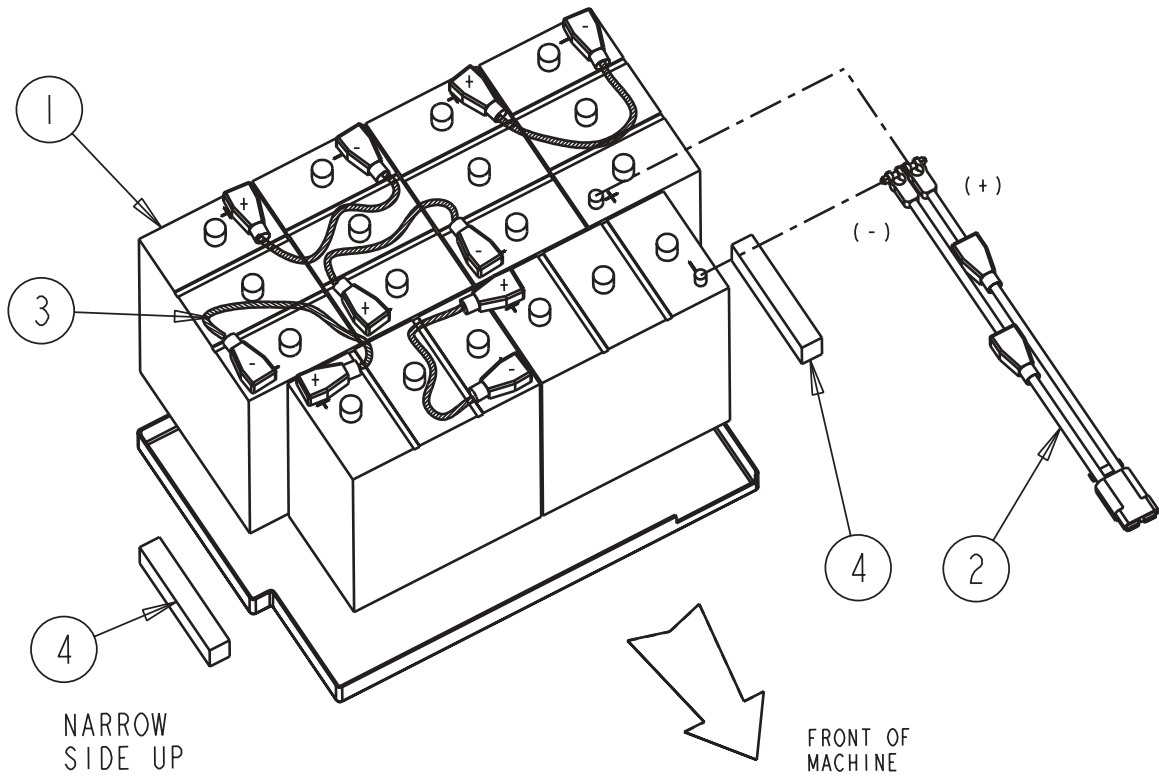
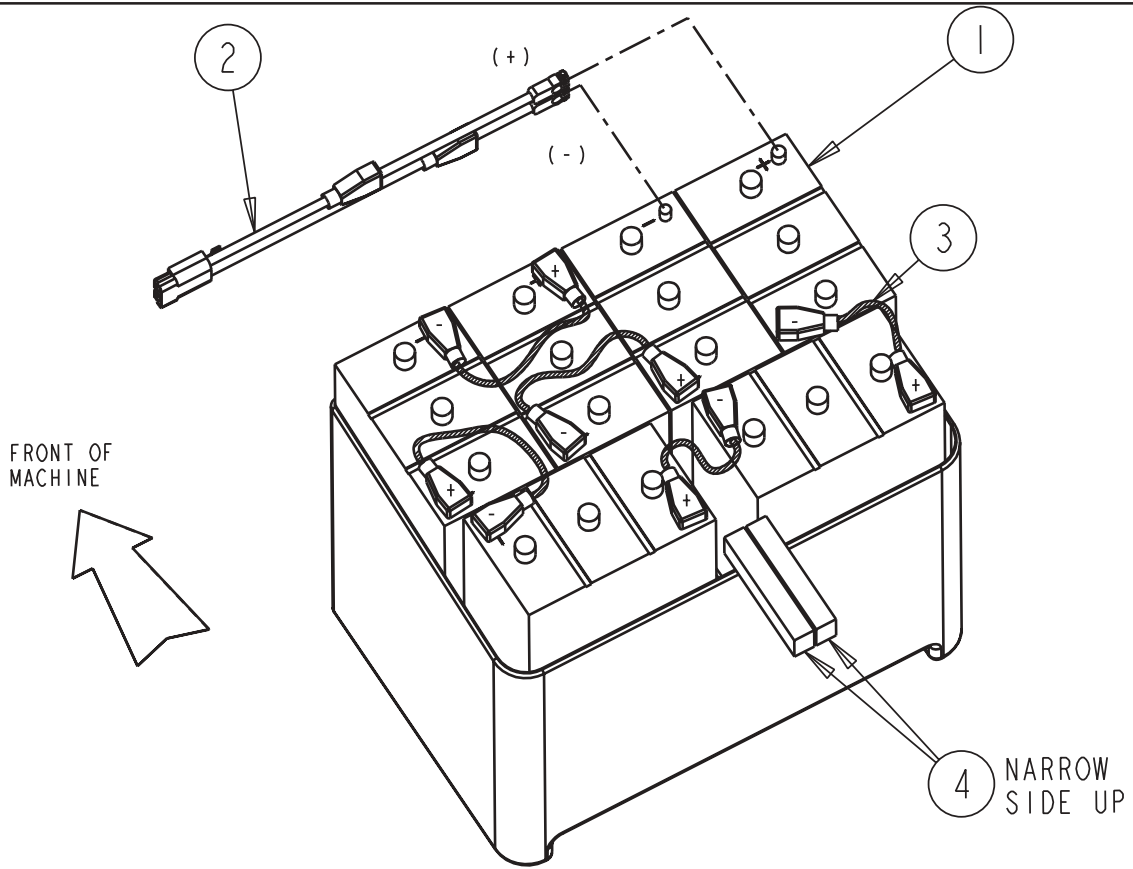
BATTERY 370 A.H. OPTION



BATTERY 330 A.H. OPTION

ITEM	QTY	PART NUMBER	DESCRIPTION
1	6	REF	BATTERY-6V LEAD ACID (WET - OPTION 0780-205)
	6	REF	BATTERY-6V LEAD ACID (DRY - OPTION 0780-206)
2	1	0875-102	CONNECTOR ASSEMBLY (TO BATTERY)
3	5	7-90-07286	BATTERY CONNECTOR WIRE
4	2	8-75-01206	SPACER-BATTERY PAN (6) VOLT

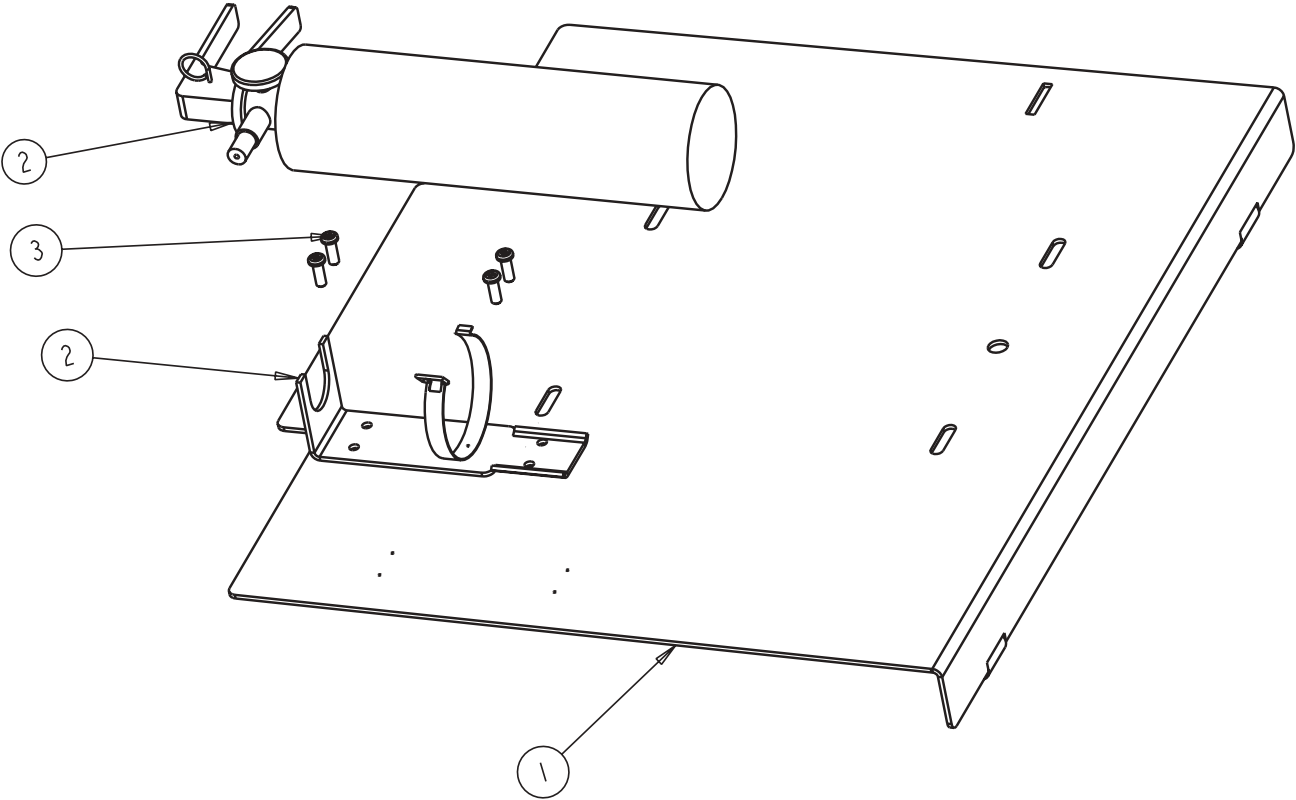
BATTERY 330 A.H. OPTION



FIRE EXTINGUISHER OPTION

OPTION NO. 0780-462

ITEM	QTY	PART NUMBER	DESCRIPTION
1	1	7-16-07406	SEAT DECK WELDMENT
2	1	8-83-04033	FIRE-EXTINGUISHER 2 1/2 POUND
3	4	2-95-01998	SCREW #14-10 X .75 T/F RH



r

BRUSHES AND PAD DRIVERS (34")

PAD ASSEMBLY 17" (17520C)

QTY	PART NUMBER	DESCRIPTION
1	53135B	PAD DRIVER, MODEL FACE 17" OD
1	833802	GIMBAL, BRUSH
1	838301	SPRING, BRUSH HOLDER
6	962495	SCREW, 1/4 – 20 X 1
1	56941A	CENTER- LOK 3
3	962737	SCREW, #8 X 5/8 PAN HD PHILLPS, SHEET METAL

BRUSH ASSEMBLY GRIT 17" (11425B)

QTY	PART NUMBER	DESCRIPTION
1	51462B	BRUSH, GRIT 17" OD
1	833802	GIMBAL, BRUSH
1	838301	SPRING, BRUSH HOLDER
6	962495	SCREW, 1/4 – 20 X 1

BRUSH ASSEMBLY POLY 17" (11424B)

QTY	PART NUMBER	DESCRIPTION
1	51461B	BRUSH, POLYPROPYLENE 17" OD
1	833802	GIMBAL, BRUSH
1	838301	SPRING, BRUSH HOLDER
6	962495	SCREW, 1/4 – 20 X 1

PAD ASSEMBLY 19" (17524B)

QTY	PART NUMBER	DESCRIPTION
1	53143B	PAD DRIVER, MODEL FACE 19" OD
1	833802	GIMBAL, BRUSH
1	838301	SPRING, BRUSH HOLDER
6	962495	SCREW, 1/4 – 20 X 1
1	56949A	CENTER- LOK 3
3	962737	SCREW, #8 X 5/8 PAN HD PHILLPS, SHEET METAL

BRUSH ASSEMBLY GRIT 17" (11425B)

QTY	PART NUMBER	DESCRIPTION
1	51477B	BRUSH, GRIT 19" OD
1	833802	GIMBAL, BRUSH
1	838301	SPRING, BRUSH HOLDER
6	962495	SCREW, 1/4 – 20 X 1

BRUSH ASSEMBLY POLY 17" (11424B)

QTY	PART NUMBER	DESCRIPTION
1	51478B	BRUSH, POLYPROPYLENE 19" OD
1	833802	GIMBAL, BRUSH
1	838301	SPRING, BRUSH HOLDER
6	962495	SCREW, 1/4 – 20 X 1

PART NOS. FOR MOTOR BRUSH REPLACEMENT

<u>Motor No.</u>	<u>Brush No.</u>
0782-124 (Ametek vac motor)	0775-186
0782-144 (Scott brush motor)	0780-582
0782-110 (Presweep motor)	0775-215
0785-091 (AMER drive wheel motor)	0780-596

Fuse Part Nos.

2-00-05861 (2 amp)
2-00-05860 (10 amp)
8-28-05019 (70 amp)

SPARE PARTS KITS 34" & 38"

0760-531

SPARE PARTS KIT (34")

QTY	PART NUMBER	DESCRIPTION
1	7-77-00120	SIDE SQUEEGEE LH, OUTER
1	7-77-00121	SIDE SQUEEGEE RH, OUTER
1	7-77-00118	SIDE SQUEEGEE RH, INNER
1	7-77-00119	SIDE SQUEEGEE LH, INNER
1	7-77-00123	REAR SQUEEGEE, INNER 41.0"
1	7-77-00117	REAR SQUEEGEE, OUTER 41.0"
1	7-33-02377	SQUEEGEE HOSE
2	59971A	WHEEL, SQUEEGEE ADJUSTMENT
1	7-33-02378	DRAIN HOSE

0760-532

SPARE PARTS KIT (38")

QTY	PART NUMBER	DESCRIPTION
2	7-77-00121	SIDE SQUEEGEE RH, OUTER
2	7-77-00118	SIDE SQUEEGEE RH, INNER
1	7-77-00116	REAR SQUEEGEE, INNER 47.0"
1	7-77-00096	REAR SQUEEGEE, OUTER 47.5"
1	7-33-02377	SQUEEGEE HOSE
2	59971A	WHEEL, SQUEEGEE ADJUSTMENT
1	7-33-02378	DRAIN HOSE

**AMERICAN-LINCOLN
RIDER "BUMPER-TO-BUMPER" LIMITED WARRANTY**

I. COVERAGE

A. Subject to the terms and limitations stated herein, American-Lincoln warrants, to the original purchaser only, to repair or replace, at American Lincoln's option and upon the terms set out below, this product or any parts thereof (excluding normal maintenance items) which are defective in materials or workmanship, for a period of (2) two years or 2,000 hours of normal operation, from the date of purchase, whichever comes first, provided that the product is operated and maintained in accordance with American-Lincoln's Maintenance and Operations Instruction.

1. (a) During the first (90) ninety days from the date of purchase, American-Lincoln will provide, without charge, parts and on-site labor (including up to three (3) hours total round-trip travel time) to remedy a defective product or part.

(b) During the next (9) nine months or 1,000 hours (whichever come first) American-Lincoln will provide, without charge, parts and labor to remedy a defective product or part; however all travel time for on-site remedy and all shipping and freight charges for off-site remedy of the product or parts thereof shall be the sole responsibility of the purchaser.

(c) During the next (12) twelve months or a total of 2000 hours (whichever comes first) American Lincoln will provide, without charge, parts to remedy a defective product or part, however all labor, travel time for on-site remedy and all shipping and freight charges for off-site remedy of the product or parts thereof shall be the sole responsibility of the purchaser.

B. In addition to the terms listed above, if applicable, the following additional warranty coverage is applied.

1. (a) American-Lincoln warrants to the original purchaser only, to repair or replace, at American Lincoln's option, and upon the terms set out below, the drive line electrical components including the electric drive propulsion motor, electric wheel drive motor and electronic drive controller, and all hydraulic pumps and motors, to provide replacement parts which are defective in material or workmanship, for a period of (3) years or 3000 hours (whichever comes first) provided that the product is operated and maintained in accordance with American-Lincoln's Maintenance and Operations Instruction.

(b) American Lincoln warrants to the original purchaser only, to repair or replace, at American Lincoln's option and upon the terms set out below, the internal combustion liquid cooled engine (long block only), those parts which are found to be defective in material or workmanship for 5 years unlimited hours. American Lincoln reserves the right to have such failures evaluated by a local authorized dealer for those engines to determine warranty eligibility. All labor, travel time, shipping and freight charges shall be the sole responsibility of the purchaser. NOTE: All other parts on the engine, i.e. carburetors alternators, etc. are covered by the two year 2000 hour standard warranty.

(c) American-Lincoln, warrants to the original purchaser only, to repair or replace, at American Lincoln's option and upon the terms set out below, the main frame, debris hopper, solution and recovery tank, for the life of the machine against failure caused by defects in workmanship or total rust through. For purposes of this coverage, cosmetic deterioration or surface rust does not constitute a failure.

(d) American-Lincoln, warrants to the original purchaser only and upon terms set below, to replace batteries which become unserviceable under normal use, within a period of ninety (90) days from date of sale to the original user with new batteries of equal value. After expiration of the above ninety (90) day period, any battery which fails under normal use will be adjusted to the original user with a new battery of equal specifications on an eighteen (18) months pro rate basis from the date of purchase. Adjustment will be determined using the then current list price, plus transportation costs. Warranty is rendered null and void if battery is not kept filled to the proper level with distilled water.

II. EXCLUSIONS

A. This warranty **does not** cover normal maintenance parts and labor, including but not limited to, rubber parts, seals, flaps, brushes, engine maintenance parts, hoses, carbon motor brushes, fluids and routine adjustments.

B. This warranty **does not** cover damage or failure of the product or any parts thereof which is the result of misuse, negligent operation, handling or repair, or which is the result of modification by any person other than an authorized American-Lincoln service representative.

III. LIMITATIONS

A. AMERICAN-LINCOLN MAKES NO WARRANTIES OTHER THAN THOSE SPECIFIED HEREIN. ALL IMPLIED WARRANTIES OF MERCHANTABILITY AND OF FITNESS FOR A PARTICULAR PURPOSE ARE EXPRESSLY EXCLUDED. AMERICAN-LINCOLN LIABILITY UNDER THIS WARRANTY IS LIMITED TO REPAIR AND/OR REPLACEMENT OF PRODUCTS OR PARTS AS SET OUT HEREIN. AMERICAN-LINCOLN SHALL NOT BE LIABLE FOR ANY INCIDENTAL OR CONSEQUENTIAL DAMAGES WHICH MAY RESULT FROM A PRODUCT OR PART DEFECT OR FAILURE. ANY EXTENSIONS OF OR MODIFICATIONS MADE TO THIS WARRANTY BY A DISTRIBUTOR OF AMERICAN-LINCOLN ARE THE SOLE RESPONSIBILITY OF THE DISTRIBUTOR.

IV. Warranty eligibility terms and conditions:

1. The original purchaser shall promptly complete and return the warranty and installation registration form included with the product at the time of the purchase;
2. Upon product or part failure, the original purchaser shall promptly contact the nearest authorized American-Lincoln Servicing Representative.
3. American Lincoln reserves the rights to request that defective parts or product are returned to American Lincoln for determination of claim eligibility.

American-Lincoln Technology reserves the right to make changes and improvements to its machines without notice. For best results, use only the correct American-Lincoln Service parts.