



#### WORKING PRINCIPLE

When the machine is pushed, either forward or reverse, the side wheel activates the main brush and, in addition, a drive shaft connected to the vacuum-fan which enables the suction of dust during the cleaning job.

The sweeper is equipped with a cartridge filter, which is made of polyester, to retain small particles of dust.



The filter is washable and can be easily removed for maintenance purpose or eventual replacement.

We have designed a manual sweeper integrated by a vacuum system completely free from batteries, engines or cables, to guarantee ease of use, value for money and respect for ecology.



**WINNER OF THE  
"MOST INNOVATIVE  
PRODUCT" AWARD**

#### BATTERY FREE VACUUM SYSTEM PATENTED



#### AVAILABLE VERSIONS

- MACH ME
- MACH MEP

#### FIELDS OF APPLICATION

Industrial sites, communities and vicinities, schools, offices, religious buildings, hospitals, public buildings, airports, ports, shopping malls, logistical depots, cleaning companies, and multi services.

#### SUITABLE CLEANING SURFACES


Ceramics, marble, cement/concrete, linoleum, non-slip surfaces, porcelain tiling, and many other dirty conditions.

TECHNICAL SPECIFICATIONS	MACH ME	MACH MEP
Sweeping path with side brush	29 in	29 in
Sweeping path only main brush	20 in	20 in
Cleaning capacity	23,573 ft²/h	23,573 ft²/h
Capacity of main dirt container	7 gal	7 gal
Capacity of rear dirt container	1 gal	1 gal
Patented vacuuming/filtering system	-	yes
Filter type	-	washable cartridge
Weight	54 lb	56.2 lb
Size	51 x 32.4 x 37h in	51 x 32.4 x 37h in



**MACH LINE** c/o EUREKA s.r.l  
Via dell'Industria, 32 z.i.  
35013 Cittadella PD ITALY  
tel +39 049 9481800 fax +39 049 9481899  
[www.machcleaningmachines.com](http://www.machcleaningmachines.com)  
[info1@machcleaningmachines.com](mailto:info1@machcleaningmachines.com)

Mach Line prides itself by manufacturing products with high standards of quality, robustness and versatility, and by selling and servicing them through a highly selected and qualified worldwide network of distributors.




AUTHORIZED DEALER



BASSO DESIGN TI / 2014

# MACH

## SWEEPERS LINE



**MACH  
ME  
MEP**

**ENJOY THE ABILITY OF JUST  
GRAB & VACUUM-SWEEP!**

**MACH ME**

The MACH ME is a manual sweeper with a total sweeping path of 29 in.

It can sweep up to 23,573 ft²/h, and is therefore more than 10 times faster than a man with a broom.

It combines PRODUCTIVITY with VALUE FOR MONEY, and can be employed anywhere there are small to medium floor areas to be kept dust-free.

**MACH MEP**

The MACH MEP is a very innovative manual sweeper, as it is equipped with a patented system that enables the complete control of dust, which would otherwise be raised when using any other traditional manual sweepers.

MACH MEP has an unlimited running time, it is completely silent and 100% ecological.

MACHME  
MACHMEP



**VALUE  
ADDED  
FEATURES**

- 100% ECO-FRIENDLY
- 100% OPERATOR FRIENDLY, SUITABLE FOR A VARIETY OF APPLICATIONS
- COMPLETELY NOISELESS
- AGILE IN NARROW AREAS
- FAST AND ECONOMICAL
- THE ONLY MANUAL SWEEPER FEATURING A 100% CORDLESS, BATTERY FREE “SWEEP & VACUUM” SYSTEM
- WORKS JUST AS WELL OVER HARD OR SOFT FLOORS, INDOOR OR OUTDOOR.
- IDEAL FOR THE DUST FREE SWEEPING OF YARDS, PARKS, CONDOS, SPORTS CLUBS, PARKING LOTS, WAREHOUSES...



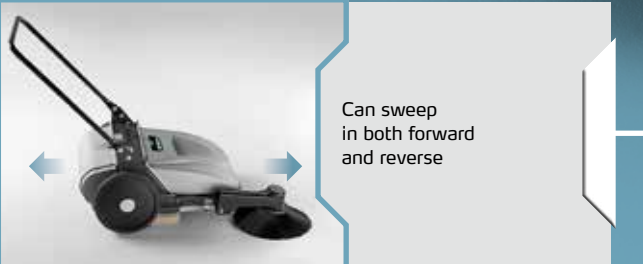
Adjustable handle



Strong metal chassis



Adjustable side brush mounted on shock-absorbers



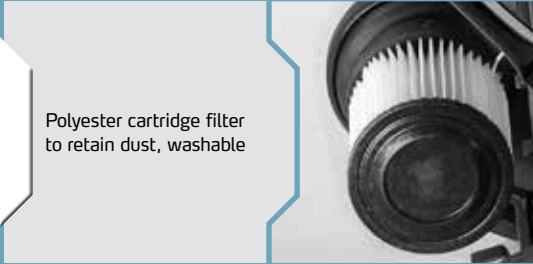
Can sweep in both forward and reverse



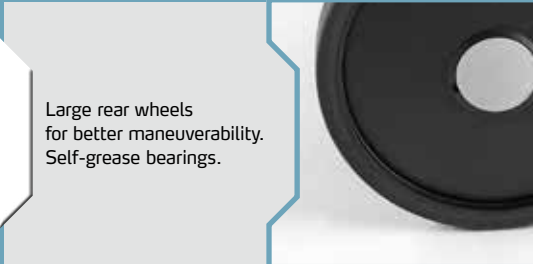
THE ONLY  
MANUAL  
SWEEPER  
FEATURING  
A 100%  
CORDLESS,  
BATTERY  
FREE  
“SWEEP  
& VACUUM”  
SYSTEM



Adjustable pressure main brush



Polyester cartridge filter to retain dust, washable



Large rear wheels for better maneuverability. Self-grease bearings.



Large capacity anti-shock front & rear dirt containers, sweeper may collect either in fwd or rev speed.