

FACTORY CAT

MADE IN U.S.A.

MODEL 34
MODEL 48
SWEEPERS



FAMILY OF INDUSTRIAL CLEANING EQUIPMENT (21" - 55")



BUILT FOR INDUSTRIAL CLEANING

Factory Cat's sweepers are built to sweep factories: dirt, dust, metal shavings, foundry sand, bolts, paper, wood, whatever there is. **Factory Cats** are **compact**, not light-duty.

These machines are **all-steel**, and use oversized components throughout. At your in-plant inspection, you'll see top quality componentry, hefty fabrications, oversized motors, and nearly 100% stainless steel fasteners.

Factory Cat's side brooms pick up dirt in the corners. A huge tubular main broom under the machine sweeps up the dirt and debris from the floor and packs it into the steel hopper.

Meanwhile, the second stage vacuums up the dust and traps it in a polypropylene felt "baghouse" filter. **Factory Cats** can pick up whole bags of cement at a time without leaving a trace of dust behind. The filter is cleaned by an on-board mechanism, and in most cases will last the life of the machine.

Factory Cat's "Central Command" energy management system gives our silent, **electric** rider sweepers the power formerly available from only gasoline or propane-powered machines.

The 48 is the most powerful compact battery-powered sweeper and can run a full shift on a charge.

MAKES YOU MONEY FROM DAY ONE

Few production machines can save you as much as a **Factory Cat** sweeper. If you do not now use a power sweeper, **Model 48 will cut your labor costs for sweeping by a factor of ten or more.**

These direct labor savings permit tremendous economy, even in small plants. The Model 48 can sweep some 500,000 sq. ft. in one shift, and on a single charge.

Factory Cat 48 rider is priced much lower than you think – less than many walk-behind machines, and a fraction of the cost of most other riders.

SPECIALISTS NOT NEEDED

Factory Cats could not be much simpler to operate. Controls are smooth and simple, and maintenance is a snap; just put the machine on charge after every shift. No oil to change, brooms to reverse, fuel to spill, tanks to exchange, valves to grind.

TEST SWEEP - NO COST OR OBLIGATION

Why not have your people try cleaning your plant with a Model 34 or 48? It's free, and there's no obligation. Call us at **800-634-4060** to set up a demonstration that is convenient for you.

COMPACT SIZE



EASY ACCESS



HIGH PERFORMANCE CLEANING



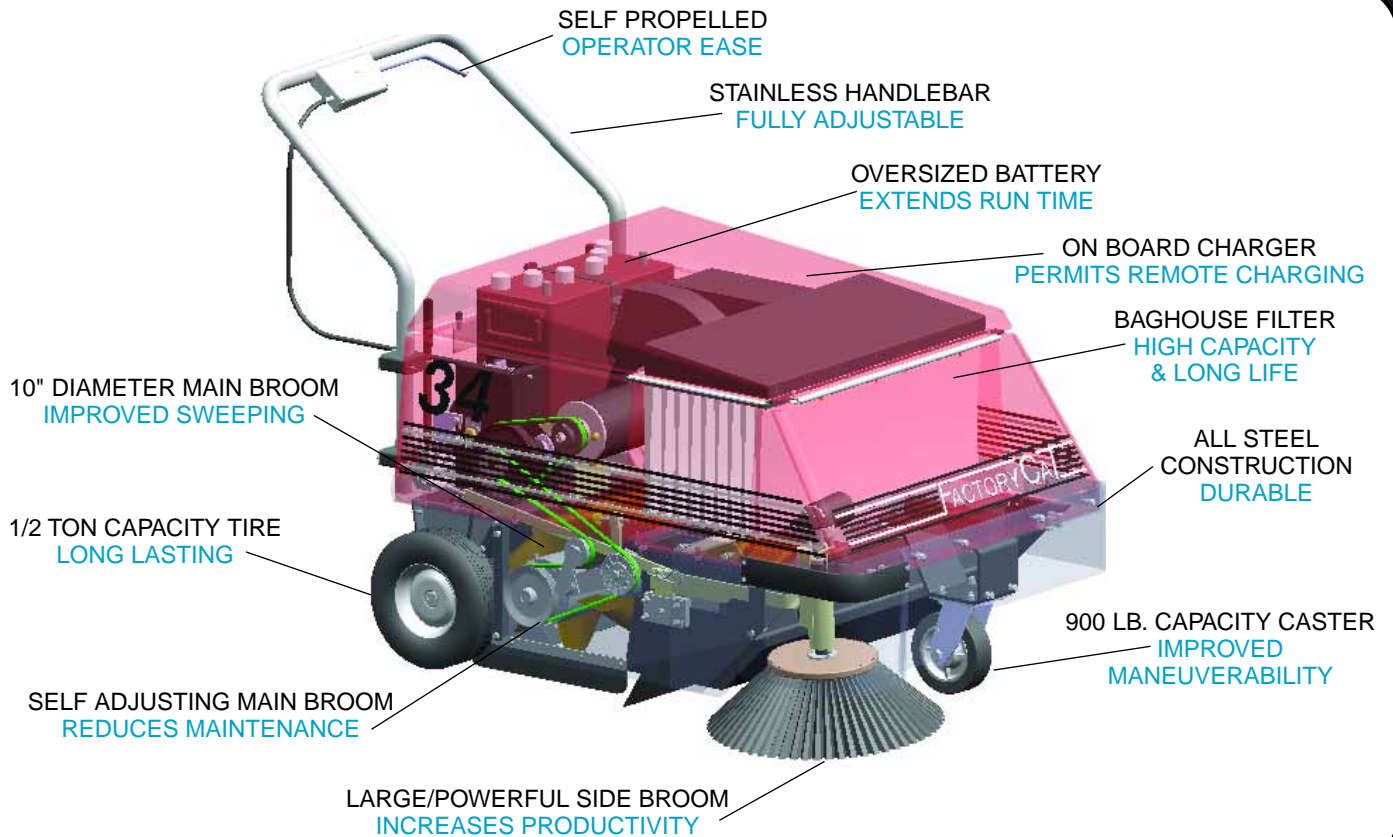
SWEEPS INDOORS



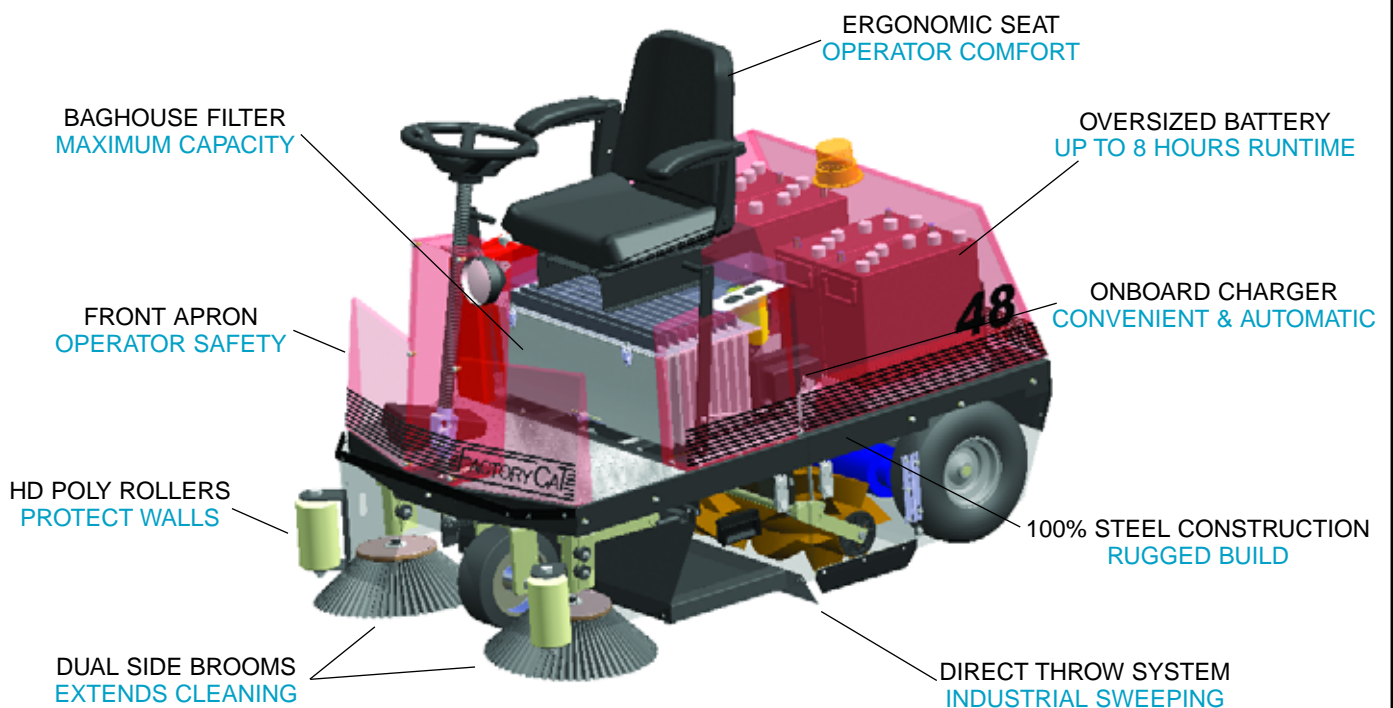
4 FOOT SWEEP PATH



MODEL 34

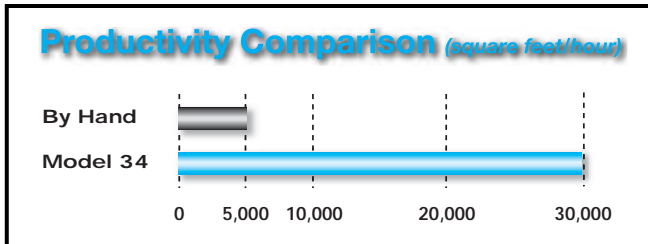


MODEL 48



RETURN ON INVESTMENT

AREA Sq. Ft.	TIME REQUIRED TO CLEAN		Monthly Labor Savings
	By Hand	Model 48	
50,000	10 hrs	0.80 hrs	\$ 487.00
75,000	15 hrs	1.25 hrs	\$1,345.00
100,000	20 hrs	1.67 hrs	\$3,587.00
250,000	50 hrs	4.10 hrs	\$9,435.00



SOLD ONLY THROUGH DEALERS

We've built our reputation by providing the toughest, best-engineered, highest-value machines our industry can produce. We make sure that in every market in which our more than 330 distributors and service centers do business, they maintain a "factory" trained service department with a vested interest in our customers long-term satisfaction.

Factory Cat offers a line of cleaning equipment that includes sweepers and scrubbers, in both walk-behind and ride on models. All our models are practical, rugged machines that are sensibly priced. Your local dealer will be happy to assist you with rentals, soap, and floor sealer information. They will gladly provide service on all brands of cleaning equipment.

GUARANTEED SERVICE

We guarantee to supply you with the spare parts you need within three work days — or they're yours free. This guarantee applies only to the 48 contiguous states of the United States, at the customer's special request, and to parts that can be shipped by courier.



R.P.S. Corporation
P.O. Box 368
Racine, Wisconsin 53401-9966
Toll Free: 1-800-634-4060
Phone: (262) 681-3583
Fax: (866) 901-3335
www.factorycat.com

Copyright R.P.S. Corporation 2007. All rights reserved. Since our policy is one of constant improvement, all specifications are subject to change without notice.

Model	Walk Behind 34	Riders 48
Construction		
Frame:	1/8" Steel	3/16" Steel
Drive Wheels:	10" x 3"	(2) 15" x 4"
Other Wheels:	5" x 2" (caster)	(1) 10" x 4"
Dimensions		
(L x W x H):	58" x 31" x 38"	64" x 37" x 50"
Weight:	450 lbs	850 lbs
Sweeping System		
Sweeping Method:	Direct Throw	Direct Throw
Broom (length x dia):	26" x 10"	32" x 10"
Broom Power/Speed:	1.0 hp/400 rpm	1.0 hp/400 rpm
Side Broom Size:	(1) 17"	(2) 17"
Side Broom Power:	(1) 0.3 hp	(2) 0.3 hp
Side Broom Speed:	65 rpm	100 rpm
Hopper Capacity:	2.0 cubic ft	4.0 cubic ft
Battery System		
Battery Run Time:	3 to 5 hours	5 to 9 hours
Charger (110v/60 Hz, auto):	25 amp	36 amp
Filtering System		
Filtering Material:	Polymer Felt	Polymer Felt
Filter Rating:	1 Micron	1 Micron
Size:	5,182 sq. inches	5,182 sq. inches
Vacuum Rating:	250 cfm	250 cfm
Drive System		
Drive Power:	1.0 hp	2.0 hp
Speed Control:	0 to 3 mph	0 to 4 mph
Productivity		
Cleaning Width:	34"	48"
Cleaning Rate:	30,000 ft/hr	60,568 ft/hr
General		
Sound Level:	70 dBA	71 dBA
Standard Equipment:	Low Battery Indicator	Headlight, Horn, Auto Parking Brake
Optional Equipment:	HD Bumper	Strobe, Back-up Alarm, Overhead Guard

AUTHORIZED DISTRIBUTOR