


FACTORY CAT

390 and 430 Series Rider Scrubber/Sweeper



FAMILY OF INDUSTRIAL CLEANING EQUIPMENT (21" - 55")



ONE TOUGH MACHINE . . . THAT DELIVER



Factory Cat's "Industrial" equipment has earned a reputation for exceptional toughness and cleaning performance. The new 390 series (*Mid-Size*) scrubbers and the 430 series (*Large-Area*) scrubbers, are designed to blend durability and performance with improved agility, operator comfort and increased productivity.

Available with a standard disk scrub head or multi-tasking cylindrical scrub system, which sweeps while scrubbing. These rider scrubber / sweeper combination machines are ideal for machine shops, food / beverage manufacturing or packaging, distribution – wherever debris has to be removed as part of the cleaning process.

Factory Cat's 390 series comes standard with large batteries, 61-gallon stainless steel tanks, U-turns in 7 feet and is available in various scrub paths (39" – 43") to better fulfill your requirements.

The larger **430 series** is available with a 1,000 Ah battery for superior run time, 75-gallon stainless tanks, and in scrub paths 43" – 55". Both offer you benefits found nowhere else in class:

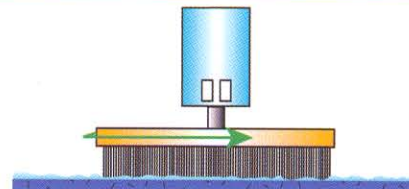
- More Powerful Scrub and Vacuum Motors
- Stainless Scrub Decks, Hopper and Fasteners
- Stainless Tanks (190° Water and Disinfectant)
- Rollout Battery System (Continuous Operation)
- Tip-Out Tanks (Simplify Maintenance)
- 15,000 lb. Axle / 5,800 lb. Tires (Durability)

Our *Central Command II* automatically controls the brush pressure, includes a LCD readout, on-board diagnostics, and gives you three different hour meters, covering "transport", "scrubbing" and "key-on". If the batteries become too discharged, the machine automatically shuts down all systems except "transport", to allow the machine to return to the charge station.

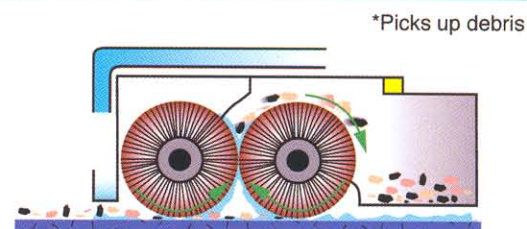
TIP-OUT STAINLESS TANKS



STANDARD DISK BRUSHES




OPTIONAL CYLINDRICAL BRUSHES




UNMATCHED RESULTS . . . IN ONE PASS



TIME 00:07



SWEPT DEBRIS



DRAIN TANK

PREVENTIVE MAINTENANCE SCREEN



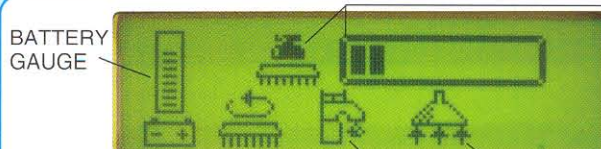
KEY SWITCH TIME

SCRUBBING TIME

TRANSPORT TIME

BATTERY GAUGE

MAIN OPERATING SCREEN



SCRUB PRESSURE

BATTERY GAUGE

BRUSHES "ON"

WATER "ON"

VACUUM "ON"

ROLLOUT BATTERIES

ADJUSTABLE STEERING

DUAL HEADLIGHTS AND OPERATOR PROTECTION

LARGE ROLLERS

DUAL SIDE BROOMS

HIGH TRACTION OVERSIZED DRIVE

STAINLESS STEEL DECK AND HOPPER

STAINLESS STEEL TIP-OUT TANKS

DUAL VAC FILTERS

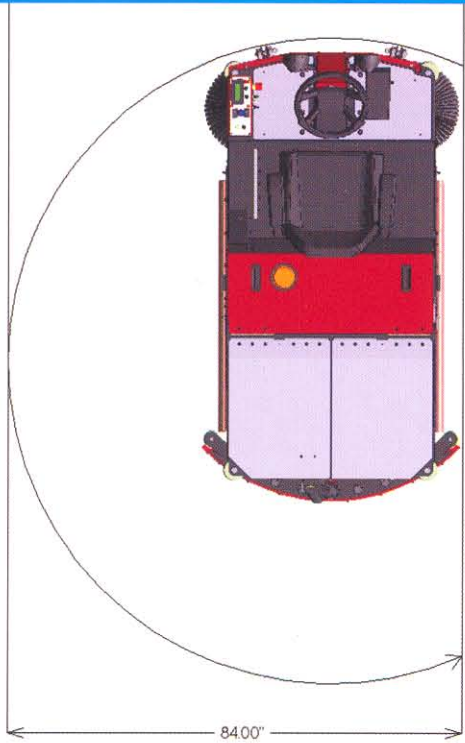
HEAVY DUTY SQUEEGEE

5,800 LB. CAPACITY TIRE

1.5 HP MOTOR AND HEAVY DUTY BELT

9" DIAMETER CYLINDRICAL BRUSHES

390 U-TURNS IN 7 FEET!



SOLD THROUGH DISTRIBUTORS

FACTORY CAT continues to grow by providing tough machines, and with distributors who maintain a factory-trained service department and diverse rental fleet, which allow them to serve your needs into the future.

We offer a line of cleaning equipment that includes sweepers and scrubbers in both walk-behind and rider models. All **FACTORY CATS** are practical, rugged machines that are priced sensibly.

GUARANTEED SERVICE

We guarantee to supply you with the spare parts you need within three work days – or they're yours free. This applies only to the 48 contiguous states, at the customer's special request, and to parts that can be shipped by courier.

AUTHORIZED DISTRIBUTOR

Specifications	390 Series	430 Series
Body Construction		
Frame Construction (Steel):	1/2", 1/4", 7-ga	1/2", 1/4", 7-ga
Drive Wheel (diameter x width):	14" x 5"	14" x 5"
Rear Wheels (diameter x width):	16" x 7"	16" x 7"
Dimensions (L x W x H):	78" x 38" x 55"	84" x 43" x 57"
Width (squeegee):	48" or 58"	58" or 65"
Weight (w/out batteries):	2,215 pounds	2,541 pounds
Brush/Pad System		
Brush Pressure:	0-450 pounds	0-450 pounds
Pressure Settings:	5, w/ auto adjust	5, w/ auto adjust
Disk		
Brush/Pad Size:	390: (2) 20" 420: (2) 23"	430: (2) 23" 490: (3) 17" 550: (3) 19"
Scrubbing Power:	3.0 hp	3.0 – 4.5 hp
Brush Speed:	350 rpm	350 rpm
Cylindrical		
Brush Diameter Size:	(2) 9"	(2) 9"
Scrubbing Power:	3.0 hp	3.0 hp
Brush Speed:	450 rpm	450 rpm
Side Broom System		
Side Broom Size:	(2) 17"	(2) 17"
Side Broom Power:	(2) 0.3 hp	(2) 0.3 hp
Sweep Path:	48"	57"
Battery System		
Battery AH Rating:	Up to 400 Ah	Up to 1,000 Ah
Battery Run Time:	Up to 6 hours	Up to 8 hours
Solution System		
Tank Material:	304 Stainless	304 Stainless
Solution Tank Capacity:	61-gallons	75-gallons
Solution Flow Rate:	0 - 1.75 gal/min.	0 - 1.75 gal/min.
Solution Filter:	Inline / Stainless	Inline / Stainless
Recovery System		
Tank Material:	304 Stainless	304 Stainless
Recovery Tank Capacity:	61-gallons	75-gallons
Vacuum Motor Power:	1.5 or 3.0 hp	3.0 hp
Water Lift:	95 inches	95 inches
Airflow (cubic feet / min):	104 or 205 cfm	205 cfm
Squeegee Vacuum Hose:	2.5" diameter	2.5" diameter
Recovery Drain Hose:	2" diameter	2" diameter
Drive System		
Transaxle Description:	All-Gear, sealed	All-Gear, sealed
Power:	4.0 hp	8.0 hp
Forward Speed:	0 – 5 mph	0 – 6 mph
Reverse Speed:	0 – 3 mph	0 – 3 mph
Minimum Aisle to U-Turn:	7 Feet	8 Feet
Productivity		
Cleaning Width:	390: 39" 420: 43"	430: 43" 490: 49" 550: 55"
Sweep Path:	390: 48" 420: 48"	430: 57" 490: 57" 550: 57"
Cleaning Rate/Hour:	Up to 50,000	Up to 75,000
Warranty	Parts: 3 year / Labor: 1 year	

Manufactured By:
R.P.S. Corporation
P.O. Box 368
Racine, WI 53401
Phone: (800) 634-4060
Fax: (866) 901-3335
www.factorycat.com

Copyright R.P.S. Corporation 2004. All rights reserved. Since our policy is one of constant improvement, all specifications are subject to change without notice.