

FACTORY CAT

INDUSTRIAL CLEANING EQUIPMENT

29ss/35ss Scrubbers



COMPLETE LINE OF SCRUBBERS (21" - 35")



BUILT TOUGH

The **FACTORY CAT 29ss** series is easily recognized as the toughest walk behind scrubber built today. The *304 brushed stainless* body, hoods and fasteners are a hint to the quality components and workmanship that can be expected within. These machines thrive where others struggle to survive the rigors of serious duty. Common customers include:

- Foundries
- Food/Beverage Plants
- Assembly Plants
- Metal Fabrication
- Car Dealerships
- Machine Shops
- Warehouses
- Plastic Molding


The **29ss** comes with oversized batteries and big tanks for maximum productivity. While offering the toughness and performance you are looking for, your operators will find them easy to operate. The **29ss** can pass through 32" doors, and maneuver through congested areas with ease.

The two "**DISK**" models offer nearly 50% more power than other machines, and the stainless deck is protected by heavy steel guards and large rollers. Both brushes are gimbal-mounted for improved cleaning on uneven floors, and driven by a 1.0 hp/350 rpm motor for maximum performance.

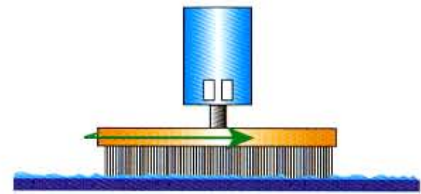
The two "**CYLINDRICAL**" models have the added benefit of sweeping up debris (nails, glass, and bolts) while scrubbing. This may eliminate the need to presweep large areas, greatly increasing productivity. The cylindrical deck includes large "poly" tower rollers on both sides, and the steel deck won't break like other's cast aluminum.

The brush pressure is maintained at one of five settings by the *Central Command II*, and our "*Management Lockout*" gives you the ability to lockout any adjustment to the pressure.

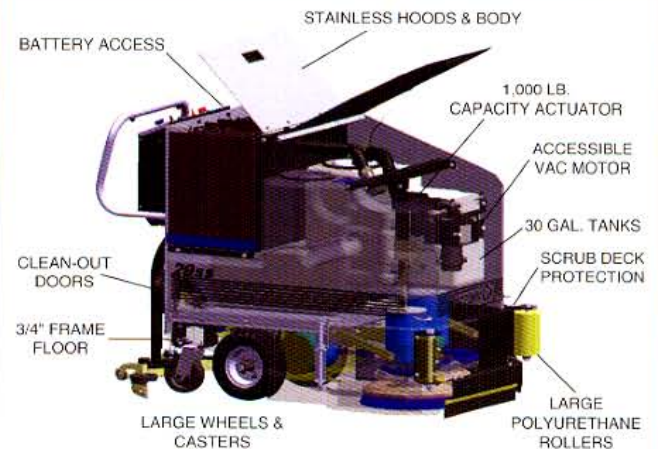
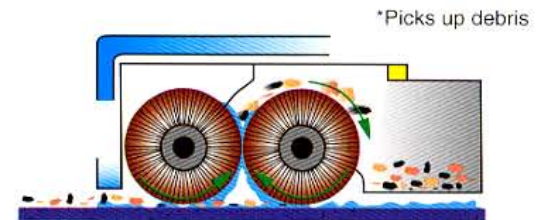
ACCESSIBLE BATTERIES




STANDARD DISK BRUSHES



OPTIONAL CYLINDRICAL BRUSHES



EASY BRUSH REMOVAL

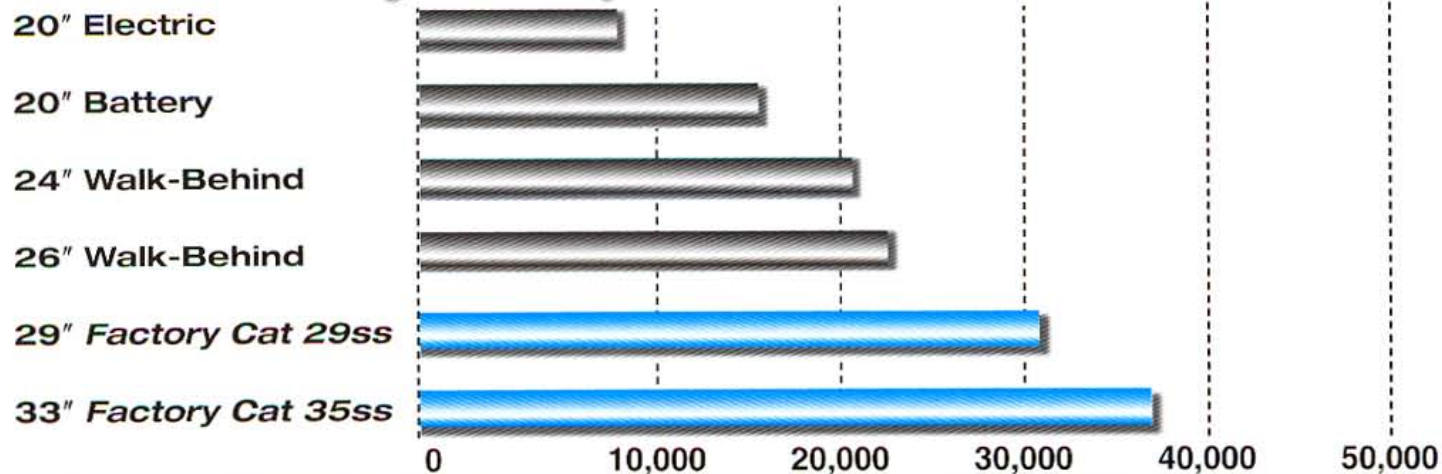


RETURN ON INVESTMENT

Area (Sq. Ft.)	20" Battery Walk Behind	33" Battery Rider	Savings Monthly
10,000	\$ 129.00	\$ 67.00	\$ 63.00
25,000	\$ 323.00	\$ 167.00	\$ 156.00
50,000	\$ 647.00	\$ 333.00	\$ 313.00
100,000	\$1,294.00	\$ 667.00	\$ 627.00
150,000	\$1,941.00	\$1,000.00	\$ 941.00
250,000	\$3,237.00	\$1,667.00	\$1,569.00

*Based on a total labor cost of \$10/hour.

Productivity Comparison (square feet/hour)



CLEAN OUT DOORS



PROTECTED TANKS



EASY ON THE OPERATOR

The **29ss** has a powerful drive for climbing steep ramps, and foam filled tires to prevent flats. The drive tires and caster wheels are oversized, which permits better clearance and navigation of obstacles. The speed of 4 mph can automatically adjust to 3 mph any time the operator begins scrubbing, and over-sized motors are standard, for superior cleaning.

FACTORY CAT continues to build equipment with a "monoque" frame. On further inspection, you will notice that our transaxle, casters, scrub deck, squeegee linkage, and battery package all mount directly to the stainless tub frame. Although our tanks have the thickest walls in the industry, they remain protected by the body. The **29ss** is built with all stainless fasteners, which simplifies service.

If the batteries become too discharged, the **29ss** automatically shuts down all systems except for "transport", to allow the machine to get to a charger. *Central Command II* can also customize the machine to your specific requirements, including top speed, reverse speed, scrub speed, and brush pressure. Three built-in hour meters monitor key-on, brush-on, and traction drive-on elapsed time. And the diagnostic system provides precise error codes to pinpoint any system problem.

The unit can clean over 150,000 sq. feet on a charge. Our complete family of scrubbers includes:

- | | |
|-----------------------|---------------------|
| 1. 21", 25", 27" Disk | 4. 290 (Cyl.) Rider |
| 2. 22", 26", 28" Cyl. | 5. 350 (Disk) Rider |
| 3. 290 (Disk) Rider | 6. 350 (Cyl.) Rider |

**Call (800) 634-4060
for a Demonstration**

SOLD THROUGH DISTRIBUTORS

We have built our reputation by providing the toughest, best engineered, highest-value machines our industry can produce. We make sure that in every market in which our **FACTORY CAT** distributors do business, they maintain a factory-trained service department with an interest in our customers' long-term satisfaction.

We offer a line of cleaning equipment that includes sweepers and scrubbers in both walk-behind and rider models. We believe that you will find that **FACTORY CATS** are practical, rugged machines that are priced sensibly. Your local distributor can also assist you with machine rentals, soap, and floor sealer information. They will gladly provide service on many brands of equipment.

GUARANTEED SERVICE

We guarantee to supply you with the spare parts you need within three work days – or they're yours free. This applies only to the 48 contiguous states, at the customer's special request, and to parts that can be shipped by courier.

AUTHORIZED DISTRIBUTOR

Manufactured By:
R.P.S. Corporation
P.O. Box 368
Racine, Wisconsin 53401
Phone: (800) 634-4060
Fax: (866) 901-3335
www.factorycat.com

Copyright R.P.S. Corporation 2003. All rights reserved.
Since our policy is one of constant improvement, all specifications are subject to change without notice.

Model	29ss	35ss
Body Construction		
Tank Construction:	7/16" (Poly)	7/16" (Poly)
Frame Construction:	3/16" (Steel)	3/16" (Steel)
Drive Wheel:	(2) 11" x 4"	(2) 11" x 4"
Casters:	(2) 6" x 2"	(2) 6" x 2"
Dimensions (L x W x H):	57" x 31" x 43"	57" x 35" x 43"
Width (squeegee):	32", 35", or 38"	38" or 45"
Weight (w/o batteries):	662 pounds	685 pounds
Weight (w/batteries):	1,152 pounds	1,175 pounds
Brush/Pad System		
<i>Disk</i>		
Brush/Pad Size:	(2) 15.5"	(2) 17"
Scrub Motor Power:	(2) 1.0 hp	(2) 1.0 hp
Motor Speed:	350-rpm	350-rpm
Brush Pressure:	0-250 pounds	0-250 pounds
Pressure Settings:	(1-5) automatic	(1-5) automatic
<i>Cylindrical</i>		
Brush Length:	(2) 28"	(2) 32"
Brush Diameter:	(2) 5.5"	(2) 5.5"
Scrub Motor Power:	(1) 2.0 hp	(1) 2.0 hp
Brush Speed:	850-rpm	850-rpm
Brush Pressure:	0-200 pounds	0-200 pounds
Pressure Settings:	(1-5) automatic	(1-5) automatic
Battery System		
Battery AH Rating:	396 AH	396 AH
Battery Description:	6-volt deep cycle	6-volt deep cycle
Battery Run Time:	Up to 5 hours	Up to 5 hours
Charger (110v/60 Hz auto):	24 volt/36 amp	24 volt/36 amp
Solution System		
Solution Tank Capacity:	30 gal.	30 gal.
Solution Flow Rate:	0-.75 gal./min.	0-.75 gal./min.
Solution Drain Hose:	1" diameter	1" diameter
Solution Filter:	Inline/Stainless	Inline/Stainless
Recovery System		
Recovery Tank Capacity:	30 gal.	30 gal.
Vacuum Motor:	1.0 hp, 3-stage	1.0 hp, 3-stage
Waterlift:	68"	68"
Airflow (cu. ft./min.):	72 cfm	72 cfm
Clean-out Door:	5" diameter	5" diameter
Recovery Drain Hose:	2" diameter	2" diameter
Drive System		
Transaxle Description:	.75 hp, sealed	.75 hp, sealed
Forward Speed:	0-230 ft./min.	0-230 ft./min.
Reverse Speed:	0-130 ft./min.	0-130 ft./min.
Productivity		
Cleaning Width:	Disk: 29" Cyl.: 28"	Disk: 33" Cyl.: 32"
Cleaning Rate/Hour:	Disk: 29,000 Cyl.: 28,000	Disk: 33,000 Cyl.: 32,000
Warranty Tanks: 10 years/Parts: 3 years/Labor: 1 year		
Optional Equipment		
• Spray Hose Attach.	• Grey/Non-marking Tires & Casters	
• Recycling	• Keyswitch	
• Vacuum Wand Attach.	• Remote Scrub Wand	