


# FACTORY CAT

## 21 Series Scrubber



FAMILY OF INDUSTRIAL CLEANING EQUIPMENT (21" - 55")



**Factory Cat's Industrial** strength equipment has earned a reputation for exceptional toughness and cleaning performance. The **21 series** scrubbers have succeeded in combining our historic cleaning ability with improved agility, and operator productivity.

**Factory Cat's** thrive in metal fabrication facilities, car dealerships, machine shops, food / beverage packaging and distribution or any application where customers demand much of their investments.

The **21 series** comes standard with a large battery package for superior run time, and 26-gallon tanks which reduce costly down time. There are multiple scrub paths available to better match your needs, in both disk and cylindrical styles.

The "Disk" machines offer nearly 35% more power than other machines. The deck is protected by steel guards and large polyurethane rollers keep the unit from marking walls. Brushes are driven by two powerful motors and gimbal-mounted, which improves cleaning on uneven floors and stops vibration.

The "Cylindrical" machines have the added benefit of sweeping up debris while scrubbing. This may eliminate the need to presweep an area, increasing productivity.

The brush pressure is automatically maintained at one of five settings by the *Central Command II*, and our "Management Lockout" gives you the ability to lockout any adjustment to the brush pressure.

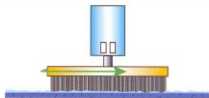
Our *Central Command II* system includes a LCD readout, full on-board diagnostics, and gives you three different hour meters, covering "transport", "scrubbing" and "key-on" time elapsed. We can set up your machine with special top speed, reverse speed, acceleration rates and brush pressure levels. "Uni-Touch" is standard and simplifies operation and training.

The LCD gives the operator an instant update on the systems running, battery level and scrubbing pressure, in an easy to read format. If the batteries become too discharged, the unit automatically shuts down systems to allow the machine to return to the charge station.

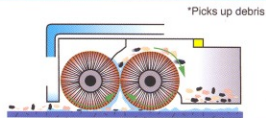
## INDUSTRIAL CLEANING



### STANDARD DISK BRUSHES



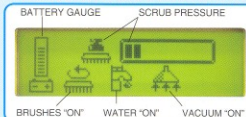
### OPTIONAL CYLINDRICAL BRUSHES



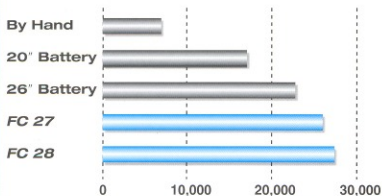
### PREVENTIVE MAINTENANCE SCREEN



### MAIN OPERATING SCREEN



## Productivity Comparison (square feet/hour)



## METAL FABRICATION



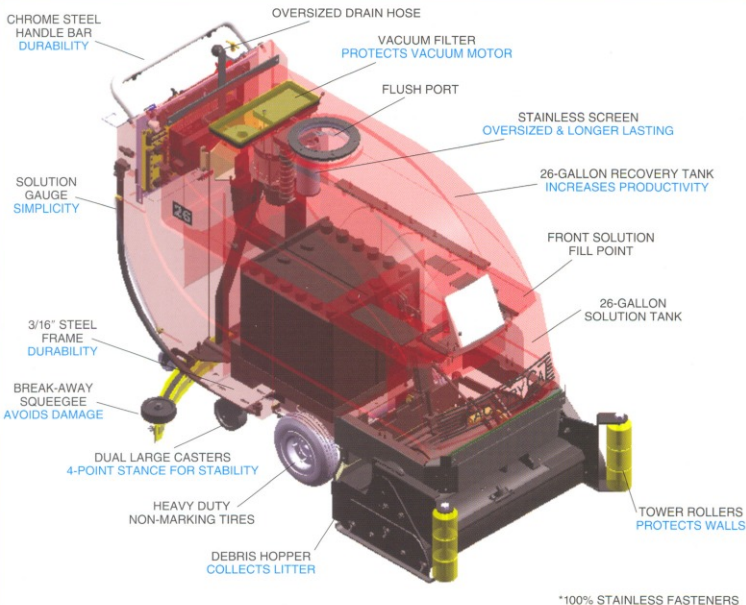
The heavy steel construction, oversized motors, extra thick polyurethane tanks and stainless steel fasteners provide a solid foundation. The **21 series** has a powerful, sealed transaxle for climbing steep ramps. The four point stance and oversized wheels allow the machine to remain stable over rough terrain.

While offering the toughness you are looking for, your operators will find them easy to maneuver into tight areas, and simple to service. The machine easily pass through 32" doors, and into elevators. This battery unit is quiet, and can clean up to 125,000 sq. feet on a charge.

The **Factory Cat** line of equipment includes:

- Scrubbers (Walk Behind and Riders from 21" to 55")
- Sweepers (Walk Behind and Riders from 34" to 48")

**Call 1-800-634-4060  
for a demo**



CHROME STEEL  
HANDLE BAR  
DURABILITY

OVERSIZED DRAIN HOSE

VACUUM FILTER  
PROTECTS VACUUM MOTOR

FLUSH PORT

STAINLESS SCREEN  
OVERSIZED & LONGER LASTING

SOLUTION  
GAUGE  
SIMPLICITY

26-GALLON RECOVERY TANK  
INCREASES PRODUCTIVITY

FRONT SOLUTION  
FILL POINT

3/16" STEEL  
FRAME  
DURABILITY

26-GALLON  
SOLUTION TANK

BREAK-AWAY  
SQUEEGEE  
AVOIDS DAMAGE

DUAL LARGE CASTERS  
4-POINT STANCE FOR STABILITY

HEAVY DUTY  
NON-MARKING TIRES

DEBRIS HOPPER  
COLLECTS LITTER

TOWER ROLLERS  
PROTECTS WALLS

\*100% STAINLESS FASTENERS

**Model****23****21/25/27****22/26/28****BODY CONSTRUCTION/DIMENSIONS**

Tank Construction: Roto-molded Poly  
 Chassis Construction: 3/16" Steel  
 Drive Wheel: (2) 8" diameter x 3"  
 Casters: (2) 4" diameter x 2"  
 Dimensions (L x W x H): 51" x 23" x 40"  
 Weight: 621 lbs.

Roto-molded Poly  
 3/16" Steel  
 (2) 8" diameter x 3"  
 (2) 4" diameter x 2"  
 51" x 23" x 40"  
 653 lbs.

Roto-molded Poly  
 3/16" Steel  
 (2) 8" diameter x 3"  
 (2) 4" diameter x 2"  
 51" x 23" x 40"  
 658 lbs.

**BRUSH/PAD SYSTEM**

Brush/Pad Diameter: (1) 23 inches  
 Motor Horsepower: (1) 1.0 HP  
 Brush Speed (rpm): 200  
 Brush Down Pressure: 0-200 pounds  
 Pressure Settings: (1-5) auto adjust

(2) 11 inches  
 (2) 13 inches  
 (2) 14 inches  
 (2) 0.75 or 1.0 HP  
 270 or 350  
 0-200 pounds  
 (1-5) auto adjust

(2) 22" long x 5.5" dia.  
 (2) 26" long x 5.5" dia.  
 (2) 28" long x 5.5" dia.  
 (1) 2.0 HP  
 850  
 0-200 pounds  
 (1-5) auto adjust

**BATTERY SYSTEM**

Battery AH Rating: 215 amp hour  
 Battery Description: Deep cycle  
 Battery Run Time: Up to 5 hours  
 Charger (110v/60Hz, auto): 24v/25 amp

215 amp hour  
 Deep cycle  
 Up to 4 hours  
 24v/25 amp

215 amp hour  
 Deep cycle  
 Up to 4 hours  
 24v/25 amp

**SOLUTION SYSTEM**

Solution Tank Capacity: 26 gallons  
 Solution Flow Rate: Up to .75 gal/min.

26 gallons  
 Up to .75 gal/min.

26 gallons  
 Up to .75 gal/min.

**RECOVERY SYSTEM**

Recovery Tank Capacity: 26 gallons  
 Vacuum Horsepower: .75, 3-stage  
 Waterlift: 70 inches  
 Airflow (cu. ft./min.): 72 cfm

26 gallons  
 .75, 3-stage  
 70 inches  
 72 cfm

26 gallons  
 .75, 3-stage  
 70 inches  
 72 cfm

**DRIVE SYSTEM**

Transaxle Description: .3 HP, sealed  
 Speed Control: Variable 0-230 ft.  
 Ramp Climbing: 8 Deg./14%

.3 HP, sealed  
 Variable 0-230 ft.  
 8 Deg./14%

.3 HP, sealed  
 Variable 0-230 ft.  
 8 Deg./14%

**PRODUCTIVITY**

Cleaning Width: 23 inches  
 Cleaning Rate/Hour: 23,000 sq. ft./hour

21 inches  
 25 inches  
 27 inches  
 21,000 sq. ft./hour  
 25,000 sq. ft./hour  
 27,000 sq. ft./hour

22 inches  
 26 inches  
 28 inches  
 22,000 sq. ft./hour  
 26,000 sq. ft./hour  
 28,000 sq. ft./hour

**WARRANTY**

Tanks: 10 years / OEM Parts: 3 years

*\*Specifications subject to change without notice.*

**AUTHORIZED DISTRIBUTOR**

**R.P.S. Corporation**  
**P.O. Box 368**  
**Racine, Wisconsin 53401-9966**  
**Toll Free: 1-800-634-4060**  
**Phone: (262) 681-3583**  
**Fax: (866) 901-3335**  
**www.factorycat.com**