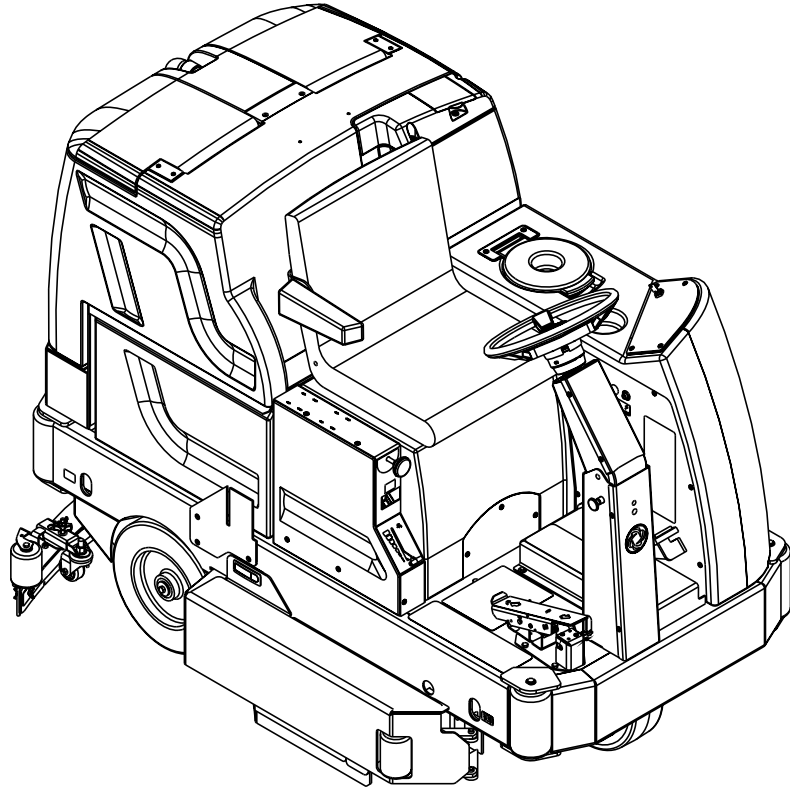


Hydro-Retriever™ 3800, 2042

BR 1100, 1100C, 1100C-XL



PARTS LIST

Advance MODELS 56410000(disc), 56410350(cyl.), 56410001(2042)
56410500(battery rollout / cyl.)
56410501(battery rollout / disc)
56410502(battery rollout / 2042)
Nilfisk MODELS 56410002(disc), 56410351(cyl.), 56410425 (1100C-XL)
56307200(Haram BR 1100)



**Nilfisk
Advance**
setting standards

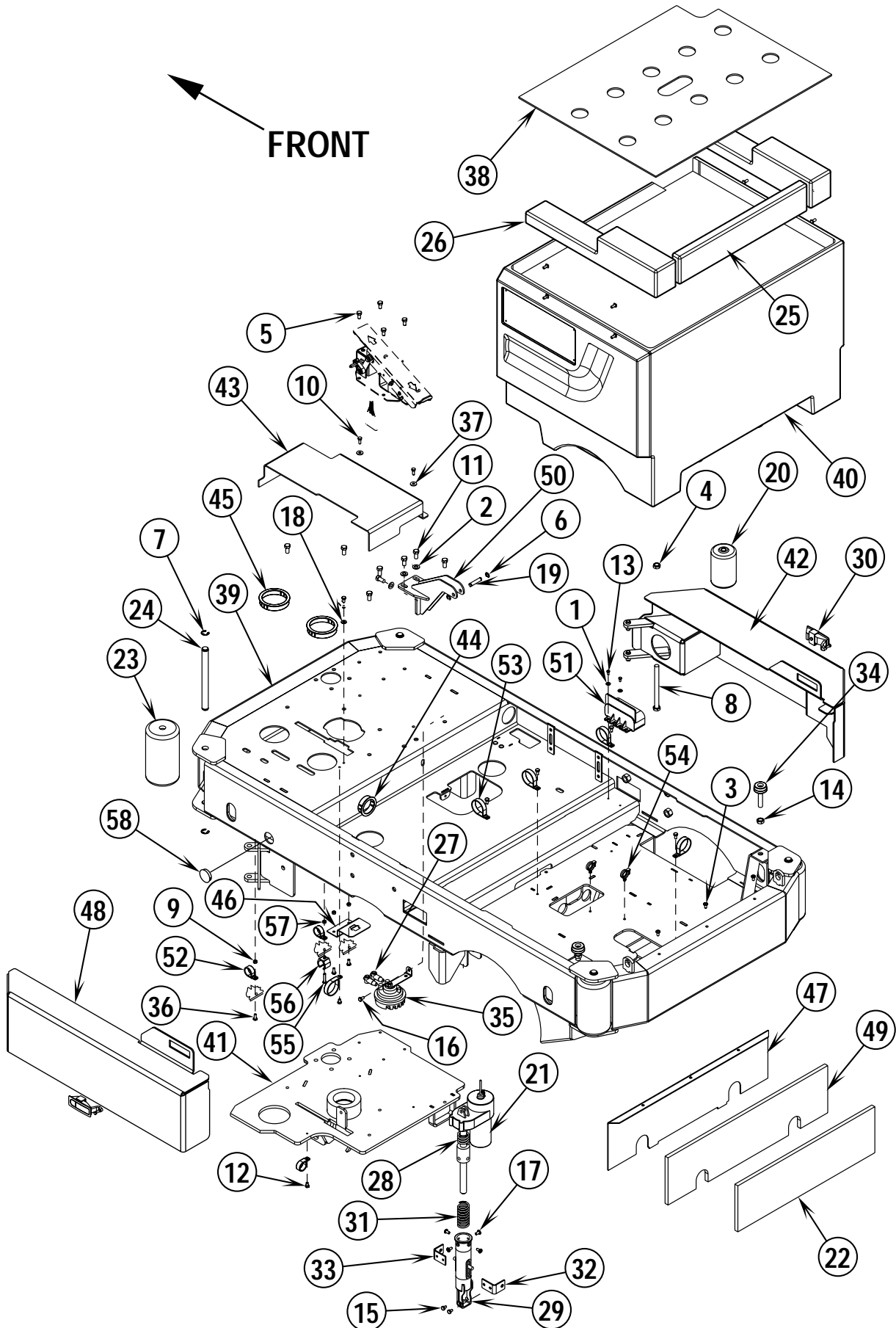
7/00 revised 8/05 FORM NO. 56042410
BOOK E SECTION 8.6.1

DESCRIPTION	PAGE
Chassis System-1	E-8.6.1-3
Chassis System-2 (Battery Rollout / Advance only)	E-8.6.1-5
Control System	E-8.6.1-7
Steering Assembly	E-8.6.1-9
Front Wheel System	E-8.6.1-11
Scrub System (Disc)	E-8.6.1-13
Scrub System Skirt Assemblies (Disc)	E-8.6.1-15
Scrub System (Cylindrical)	E-8.6.1-17
Scrub System Skirt Assemblies (Cyl.)	E-8.6.1-19
Solution System	E-8.6.1-21
Recovery System	E-8.6.1-23
Squeegee System	E-8.6.1-25
Squeegee Assembly	E-8.6.1-27
Rear Wheel System	E-8.6.1-29
Decal System	E-8.6.1-31
Control Box	E-8.6.1-33
Electrical System	E-8.6.1-35
Wiring Diagram (3800 / BR 1100)	E-8.6.1-37
Wiring Diagram (2042 / 1100C-XL)	E-8.6.1-39
Sweep System (2042 / 1100C-XL)	E-8.6.1-41
Side Broom Assemblies (2042 / 1100C-XL)	E-8.6.1-43
Extended Scrub Kit	E-8.6.1-45
Presweep Kit (Broom Housing)	E-8.6.1-47
Presweep Kit (Frame & Hopper)	E-8.6.1-49
Presweep Kit (Side Broom)	E-8.6.1-51
Presweep Kit (Dust Control)	E-8.6.1-53
Dual Vacuum Motor Kit	E-8.6.1-55
Headlight / Beacon / Backup Alarm Kits	E-8.6.1-57
Lifting Sling / Overhead Guard Kits	E-8.6.1-59
Vacuum Wand Caddy Kit	E-8.6.1-61
Rollout Battery Box Kit (Advance Models Only)	E-8.6.1-63
Optional Kits	E-8.6.1-64
Brush Selector Guide (Disc)	E-8.6.1-65
Brush Selector Guide (Cylindrical)	E-8.6.1-66

WHEN ORDERING PARTS

- * Use the 8 digit numbers from the "Ref. No." columns in this parts list.
- * Specify the model and serial number of the machine.
- * Use the space below to record the model and serial number for future reference.

Model _____ Serial No. _____

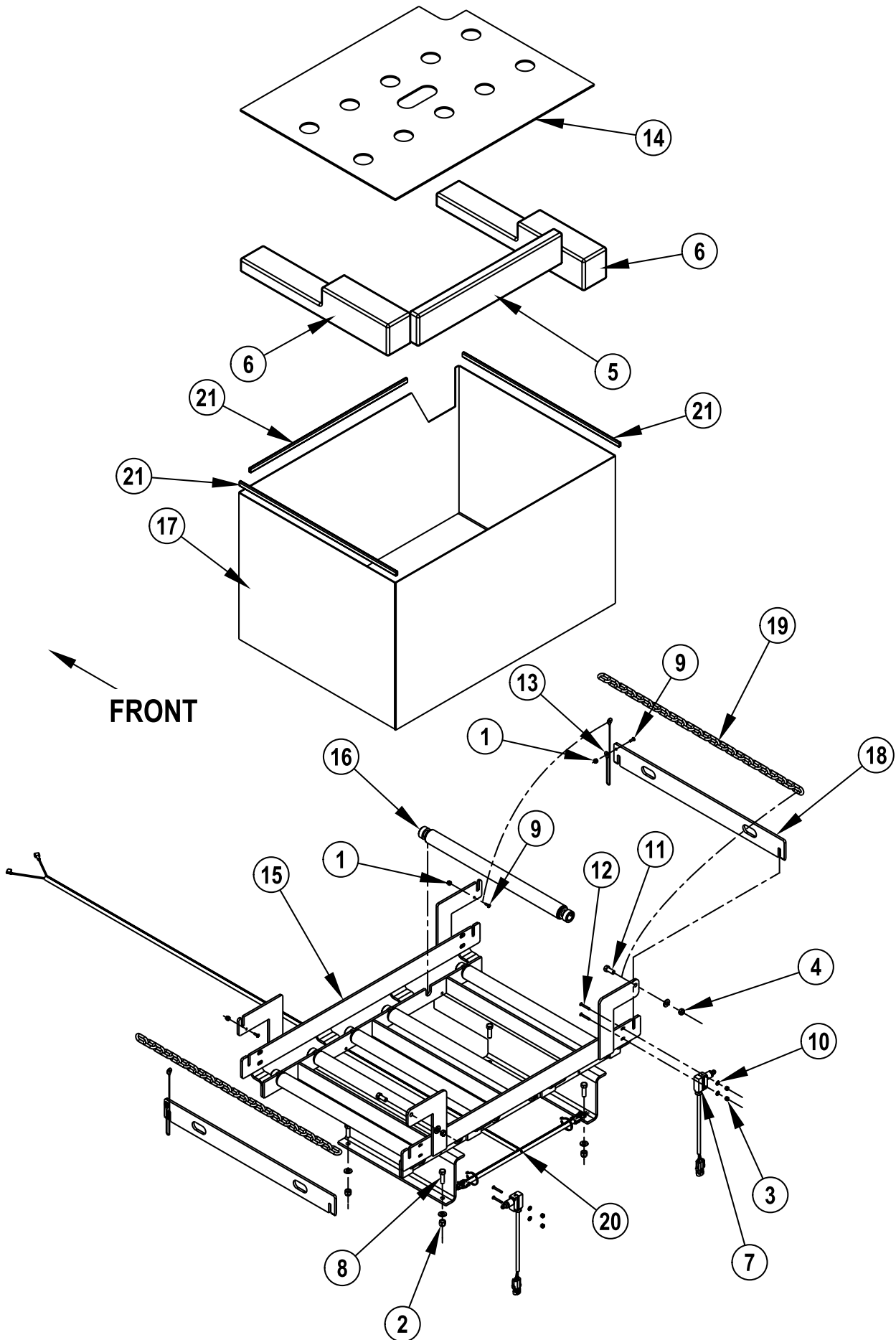


00-7	CHASSIS SYSTEM	BOOK E		
04-2	Hydro-Retriever™ 3800, 2042 / BR 1100, 1100C, 1100C-XL	E	8.6.1	3

Item	Ref. No.	Qty	Description	Item	Ref. No.	Qty	Description
1	56001954	4	Wsh, Flt SAE #10	31	56420018	1	Compression Spring
2	56002063	3	Wsh, Flt SAE 3/8	32	56420019	1	Nut Retainer
3	56002145	3	Scr, Pan Phil 1/4-20 x .50	33	56420020	1	Nut Retainer
4	56002843	1	Nut, Hex Nyl Loc-Thin 1/2-13	34	56449221	2	Bumper, 1.43 Dia
5	56003178	4	Scr, Hex M8-1.25 x 16MM	35	56482365	1	Horn 36V
6	56003262	2	Ring, Ret Ext Type E 0.38 Dia	36	56003627	4	Scr, Pan Phil M6-1.00 x 16MM
7	56003266	8	Ring, Ret Ext Type E 0.75 Dia	37	56003638	2	Wsh, Flt SS 6mm
8	56003291	1	1/2-13 x 6 Bolt	38	56409345	1	Cover, Battery
9	56003403	3	Nut, Hex Nyl Loc M6-1.00	39	56409930	1	Chassis Weldment
10	56003431	2	Scr, Hex Hd SS M6-1.0 x 16MM	40	56409949	1	Battery Compartment (NOTE #1)
11	56003442	5	Scr, Hex Nyl Loc M10-1.5 x 20MM	41	56409979	1	Housing Weldment
12	56003498	1	Scr, Hex Hd SS M6-1.0 x 10MM	42	56410010	1	Skirt Right, Weldment (3800 / BR 1100)
13	56009039	4	Scr, Hex Thd Form 10-24 x .50		56410286	1	Skirt Right, Weldment (2042 / BR 1100C-XL)
14	56009016	2	Nut, Hex Jam 1/2-13	43	56410043	1	Floor, False
15	56009019	3	Scr, Hex Thd Form 1/4-20 x .38	44	56410053	1	Snap Bushing, Plastic 2.25
16	56009033	6	Scr, Hex Thd Form 1/4-20 x .50	45	56410054	2	Snap Bushing, Plastic 3.50
17	56009062	4	Scr, Pan Phil Thd Form 1/4-20 x .50	46	56410055	1	Bracket, Plug Presweep
18	56009064	1	Wsh, Int SHPRF 1/4	47	56410083	1	Vacuum Baffle
19	56104760	1	Pin	48	56410106	1	Skirt Left, Weldment (3800 / BR 1100)
20	56392102	1	Roller		56410280	1	Skirt Left, Weldment (2042 / BR 1100C-XL)
21	56393303	1	Actuator, Motor	49	56410127	1	Foam, Acoustical
*	56393790	1	Replacement Limit Switch (2 Required)	50	56410152	1	Actuator Mount Weldment
*	56470433	1	Carbon Brush Kit	51	56410163	2	Cover, Latch
*	56388520	1	Plastic Drive Nut	52	56410223	3	Clamp, P
22	56409166	1	Foam, Acoustical	53	56410225	5	Clamp, P
23	56409335	4	Bumper	54	56410247	2	Clip, Conduit
24	56409336	4	Pin	55	56002674	1	Scr, Pan Phil 10-24 x 1.00 (2042 / BR 1100C-XL)
25	56409498	1	Spacer, Battery	56	56410344	1	Clip (2042 / BR 1100C-XL)
26	56409499	2	Spacer, Battery	57	56002768	1	Nut, Hex Nyl Loc 10-24 (2042 / BR 1100C-XL)
27	56409538	2	Insulator, Terminal	58	56744814	2	Plug, Cap
28	56412071	1	Compression Spring	*	56409067	2	Strap, Lift (BR 1100 only)
29	56412262	1	Housing, Spring TSB 811				
30	56418471	2	Door Latch				

* = Not Shown

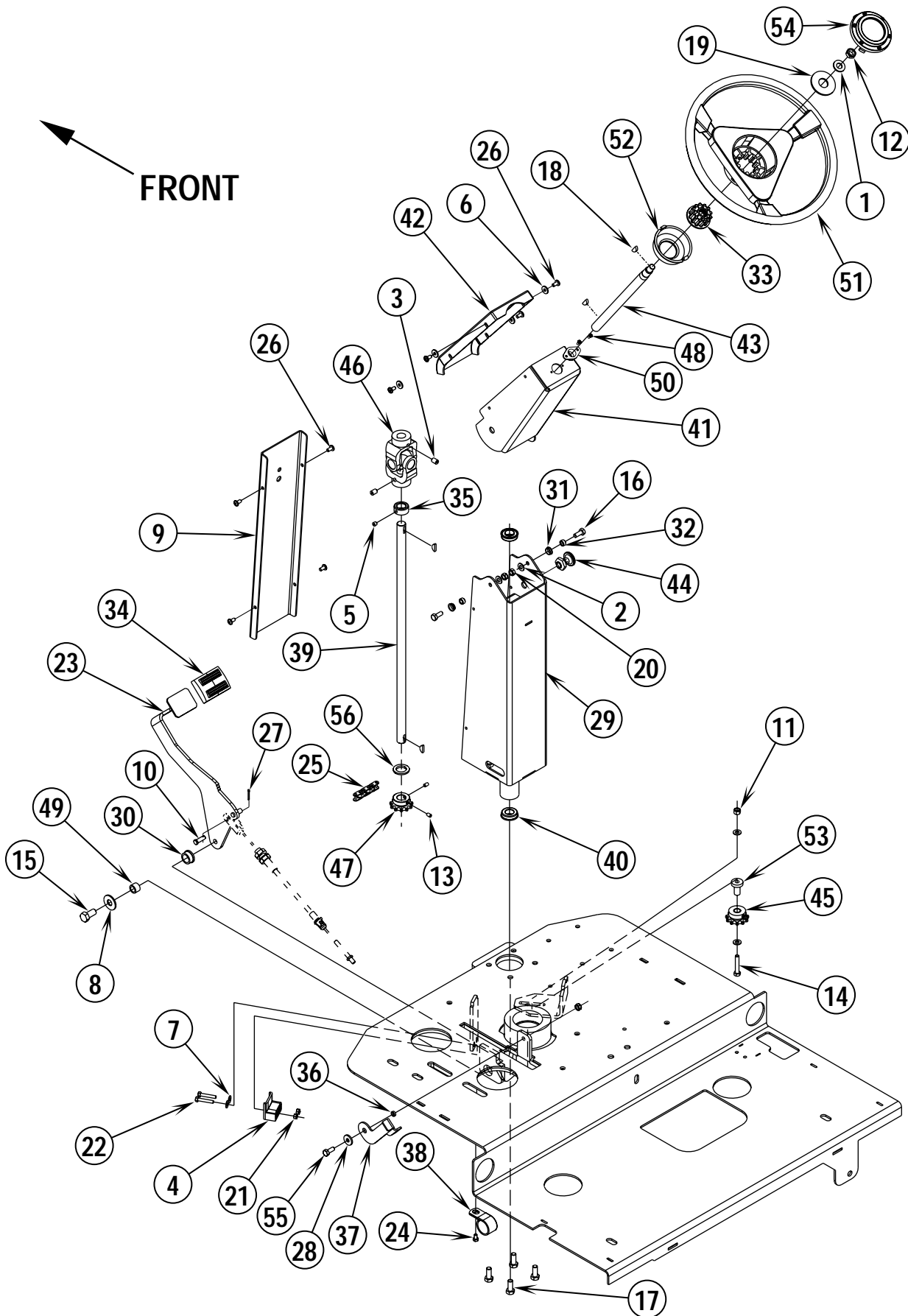
NOTE #1: Battery Compartment PN56409949 is used on non battery rollout and Nilfisk models only.



00-7	CHASSIS SYSTEM-2 (BATTERY ROLLOUT)	BOOK E		
04-5	Hydro-Retriever™ 3800, 2042 / BR 1100, 1100C, 1100C-XL	E	8.6.1	5

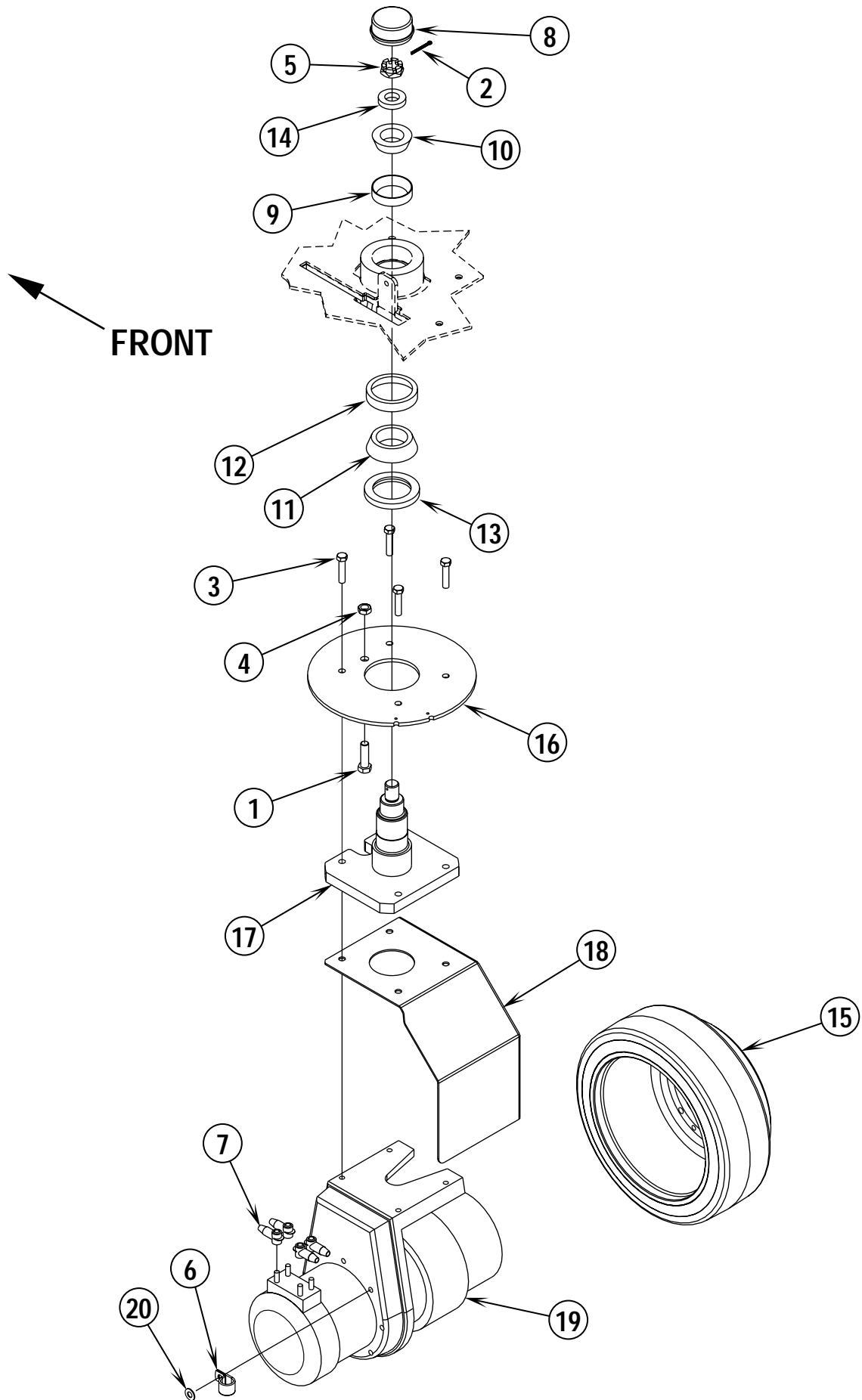
Item	Ref. No.	Qty	Description
1	56002768	4	Nut, Hex Nyl Loc 10-24
2	56002769	4	Nut, Hex Nyl Loc 3/8-16
3	56002808	4	Nut, Hex Nyl Loc 8-32
4	56002841	2	Nut,Hex Nyl Loc-Thin 3/8-16
5	56409498	1	Spacer, Battery
6	56409499	2	Spacer, Battery
7	56459931	2	Switch Assy. Spdt
8	56001858	4	Scr,Hex Hd 3/8-16x1.25
9	56002003	4	Scr,Pan Phil 8-32x.50
10	56002140	4	Wsh, Flt Sae #8
11	56002271	2	Scr,Hex Hd 3/8-16x.88
12	56003615	4	Scr, Flt Phil 8-32x1.25
13	56056819	2	Wire Rope
14	56409345	1	Cover, Battery
15	56410470	1	Rollout Weld't
16	56410475	6	Roller Assy
17	56410478	1	Battery Box, Weldt
18	56410482	2	Roller Side Bar
19	56410496	2	Chain
20	56410497	1	Harness, Interlock
21	56410506	3	Trim, Edge

Item	Ref. No.	Qty	Description
1	56002098	6	Wsh, Flt SAE 1/4
2	56003268	1	Ring, Ret Ect Type E Reinf. 0.25 Dia
3	56003358	1	Scr, Hex M6-1.0 x 25MM
4	56003377	2	Scr, Pan Phil M5 x 12
5	56003402	3	Nut, Hex Nyl Loc M5-0.80
6	56003403	6	Nut, Hex Nyl Loc M6-1.00
7	56003427	1	Scr, Hex M5-0.8 x 20MM
8	56003428	1	Scr, Hex M6-1.0 x 75MM
9	56003479	2	Scr, Pan Phil M5-0.80 x 6MM
10	56009060	1	Wsh, Flt SS .260 x 1.00 x .074
11	56220507	2	Clamp, P
12	56324505	1	Bearing, Flange
13	56368989	1	Bushing
14	56407142	1	Pedal Mount Weldment
15	56409377	2	Plate, Slide
16	56409378	1	Spacer, Nylon
17	56409471	1	Lever, Throttle
18	56409610	1	Link Weldment
19	56416169	1	Throttle, Electronic
20	56420108	1	Throttle Pedal Weldment
21	56449958	1	Mat, Pedal
22	56468243	2	Spring, Idler
23	56756318	2	Bearing, Flange



00-7	STEERING ASSEMBLY	BOOK E		
01-8	Hydro-Retriever™ 3800, 2042 / BR 1100, 1100C, 1100C-XL	E	8.6.1	9

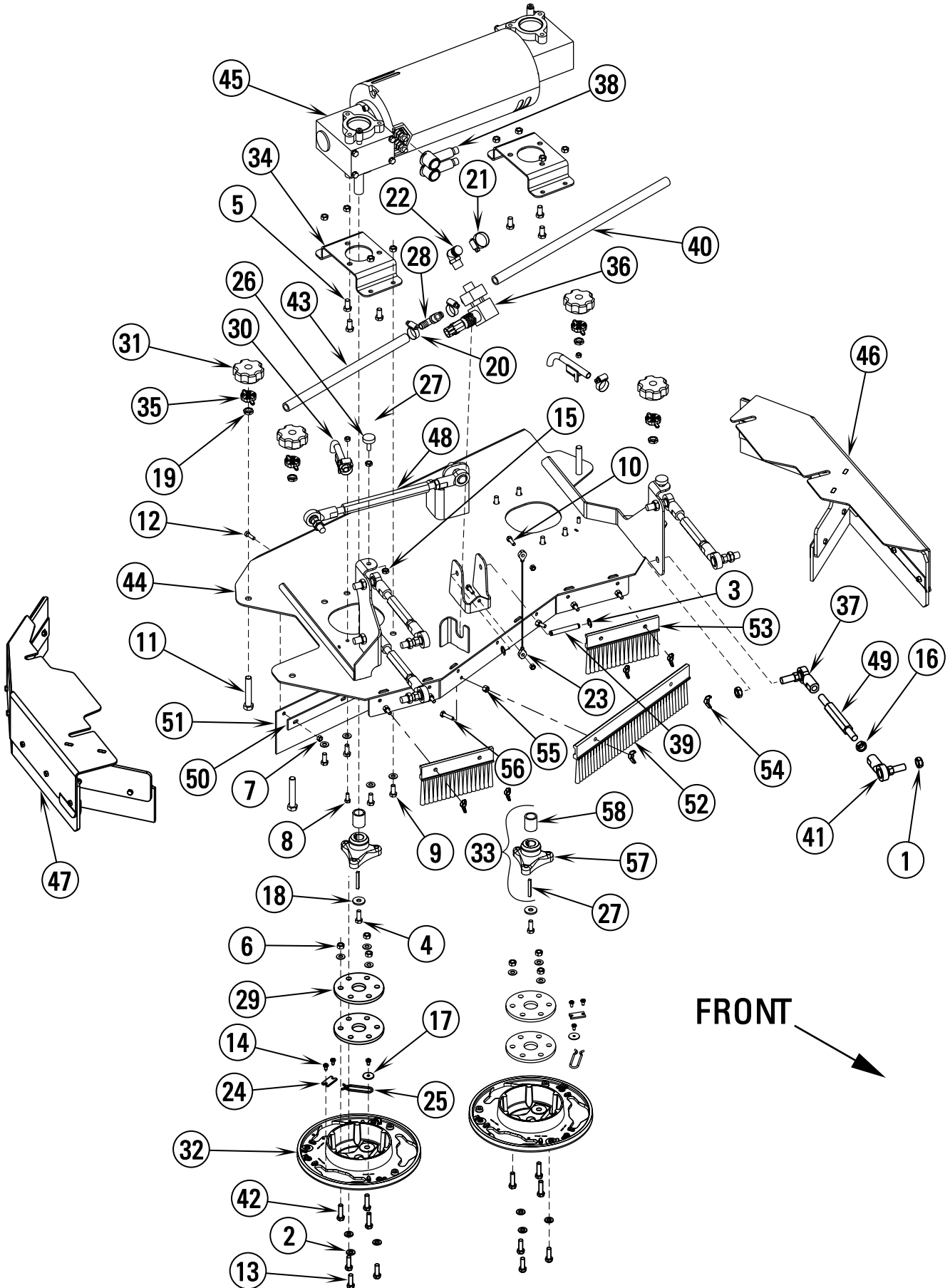
Item	Ref. No.	Qty	Description
1	56001879	1	Wsh, Flt SAE 1/2
2	56001939	4	Wsh, Flt SAE 5/16
3	56001958	2	Scr, Soc Set Loc 3/8-16 x .50
4	56410167	1	Block, Chain Support
5	56002086	1	Scr, Soc Set Loc 5/16-18 x .25
6	56002098	4	Wsh, Flt SAE 1/4
7	56003638	2	Wsh, Flt SS 6MM
8	56002168	1	Wsh, Flt Std 1/2
9	56410149	1	Cover, Lower Column
10	56493030	1	Pin
11	56002701	1	Nut, Hex Nyl Loc 5/16-18
12	56002843	1	Nut, Hex Nyl Loc-Thin 1/2-13
13	56002930	2	Scr, Soc Set Loc 1/4-20 x .38
14	56003005	1	Scr, Hex Hd 5/16-18 x 1.75
15	56003083	1	Scr, Hex Hd Loc 1/2-13 x 1.00
16	56003179	2	Scr Hex Thd to Hd M8-1.25 x 20MM
17	56003491	4	Scr, Hex Thd to Hd M10-1.5 x 45MM
18	56003228	4	Key, WDF .75 x .19
19	56003342	1	Washer Flt .88 x 2.25 x .13
20	56003389	3	Nut, Hex Nyl Loc M8-1.25
21	56003403	2	Nut, Hex Nyl Loc M6-1.00
22	56003420	2	Scr, Hex M6-1.0 x 35MM
23	56410049	1	Brake Pedal Weldment
24	56003498	1	Scr, Hex Hd SS M6-1.0 x 10MM
25	56410004	1	Chain, Roller
26	56009062	8	Scr, Pan Phil Thd Form 1/4-20 x .50
27	56002529	1	Pin Cotter, 1/8 x 1
28	56009122	1	Wsh, Flt .344 x .938 x .125
29	56409977	1	Lower Column Weldment
30	56250414	1	Bearing, Flange
31	56302164	2	Bearing, Flange
32	56320595	2	Bushing .32 x .50 x .28
33	56497560	1	Wheel Adapter
34	56365002	1	Pad, Rubber
35	56367095	1	Collar, Shaft
36	56381818	1	Bushing .32 x .44 x .15
37	56407173	1	Latch, Park Brake
38	56410223	1	Clamp, P
39	56409971	1	Shaft, Lower Steering
40	56412161	2	Bearing
41	56412245	1	Column, Steering
42	56412246	1	Cover, Upper Column
43	56420059	1	Shaft, Upper Steering
44	56420062	1	Latch Assembly
45	56454079	1	Sprocket Assembly
46	56454081	1	Universal Joint
47	56471148	1	Sprocket
48	56009051	2	Scr, Pan Phil Thd Form 8-32 x .38
49	56491726	1	Spacer
50	56100393	1	Bushing
51	56497306	1	Steering Wheel
52	56497308	1	Cup
53	56497311	1	Bushing, Flanged
54	56497543	1	Cap
55	56003180	1	Scr, Hex Thd To Hd M8-1.25 x 25mm
56	56009022	1	Wsh, Flt .754 x 1.250 x .120



00-7	FRONT WHEEL SYSTEM	BOOK E		
00-10	Hydro-Retriever™ 3800, 2042 / BR 1100, 1100C, 1100C-XL	E	8.6.1	11

Item	Ref. No.	Qty	Description
1	56001995	1	Scr, Hex Hd 1/2-13 x 1.75
2	56002181	1	Pin Cotter, 1/8 x 1-1/2
3	56003445	4	Scr, Hex Nyl Loc M10-1.5 x 45MM
4	56009016	1	Nut, Hex Jam 1/2-13
5	56110817	1	Nut, Castle 7/8-14
6	56496276	1	Clamp, Hose Support
7	56409538	4	Insulator, Terminal
8	56483135	1	Cap, Grease
9	56492697	1	Bearing, Cup
10	56492699	1	Bearing, Cone
11	56492700	1	Bearing, Cone
12	56492702	1	Bearing, Cup
13	56493191	1	Seal, Radial Lip
14	56497241	1	Bushing
15	56410135	1	Wheel, Drive
16	56410006	1	Plate, Steering
17	56410102	1	Spindle Weldment
18	56410103	1	Splash Guard
19	56410134	1	Motor, Drive
*	56410175	1	O Ring 2-256
*	56410176	1	Oil Seal 120x 150x 12
*	56410177	1	Oil Seal
*	56410178	1	O Ring 2-151
*	56410179	1	O Ring 2-153
*	56410180	4	Brush Spring
*	56410181	4	Brush M19 6 x 28 x 30.5
*	56410190	1	Gearbox Complete
*	56410191	1	D.C. Motor, Complete
20	56002063	1	Wsh, Flt SAE 3/8

* = Not Shown



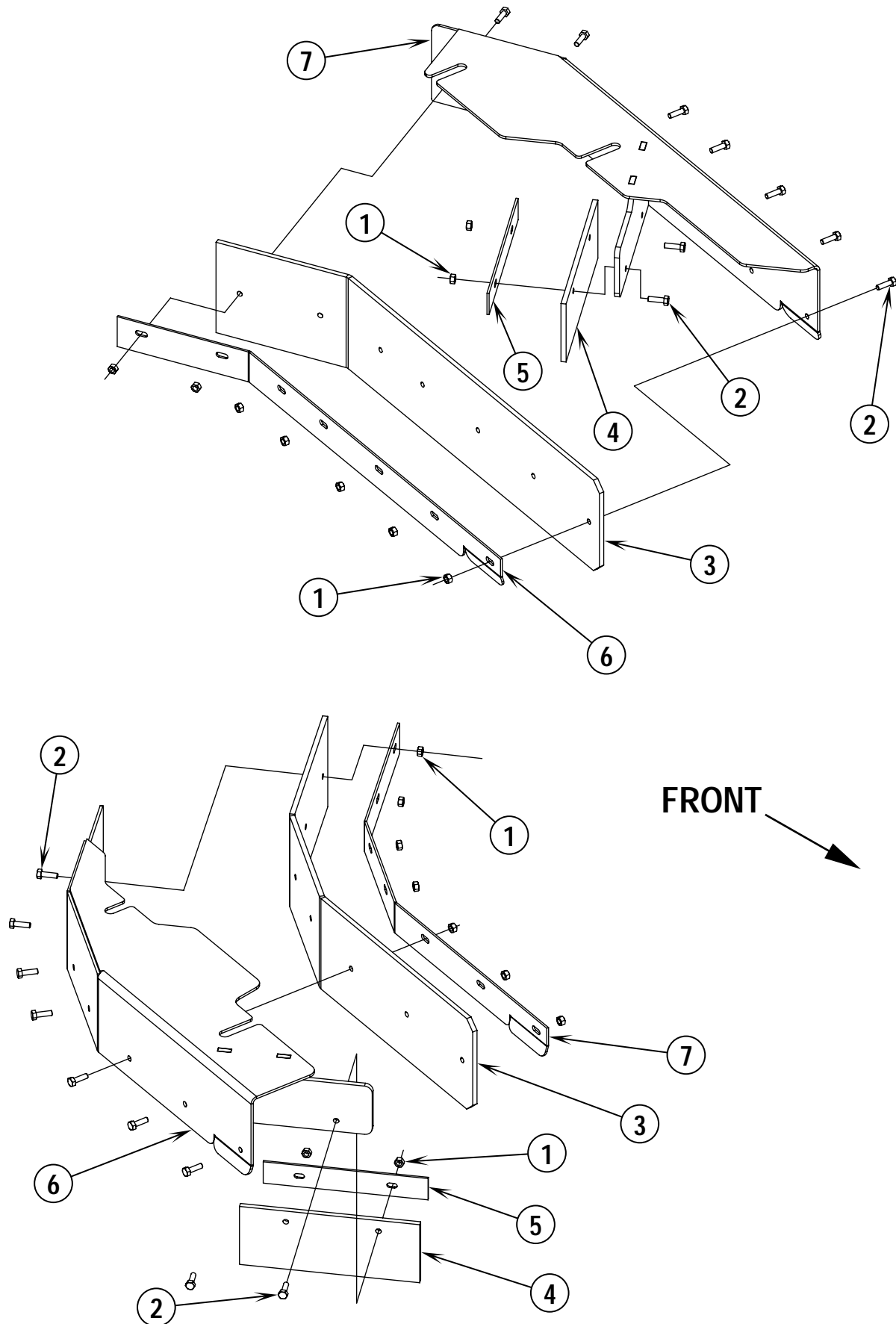
00-7	SCRUB SYSTEM (DISC)	BOOK E		
04-5	Hydro-Retriever™ 3800, 2042 / BR 1100, 1100C, 1100C-XL	E	8.6.1	13

Item	Ref. No.	Qty	Description	Item	Ref. No.	Qty	Description
1	56002868	10	Nut, Hex Nyl Loc-Thin 1/2-20	56	56002883	6	Scr, Hex Hd SS 1/4-20 x 1.00 (after SN150031)
2	56002938	20	Wsh, Flt SAE SS 5/16	57	56314108	2	Hub
3	56003264	2	Ring, Ret Ext Type E 0.50 Dia	58	56314109	2	Spacer
4	56003335	2	Scr Hex Loc SS 5/16-18 x .88	*	56410130	1	Blade, Front (before SN150032) TSB764
5	56002885	6	Scr Hex SS 3/8-16 x .75 NOTE #1	*	56410132	1	Strap, Front (before SN150032) TSB764
6	56003405	14	Nut, Hex Nyl Loc SS M8 x 1.25	**	56410187	A/R	Standard Disk Deck Blade Kit NOTE #2 (before SN150032)
7	56003426	10	Nut, Hex Nyl Loc SS M6 x 1.0	**	56410188	A/R	Oil Resistant Disk Deck Blade Kit NOTE #2 (before SN150032)
8	56003431	2	Scr, Hex Hd SS M6-1.0 x 16MM	**	56410235	A/R	Linatex Disk Deck Blade Kit NOTE #2 (before SN150032)
9	56003435	8	Scr, Hex Hd SS 8-1.25 x 20MM	**	56410430	A/R	Standard Disk Deck Blade Kit NOTE #2 (before SN150032)
10	56003443	2	Scr, Hex Hd SS M6-1.00 x 20MM	**	56410431	A/R	Linatex Disk Deck Blade Kit NOTE #2 (after SN150031)
11	56003448	4	Scr Hex Thd to Hd M12-1.75 x 70MM	**	56505796	2	Union Mix Brush
12	56003454	6	Scr Hex Thd to Hd SS M6-1.0 x 20MM	**	56505794	2	Prolene Brush
13	56003477	6	Scr, Hex Loc SS M8-1 x 25MM	**	56505792	2	Dyna Grit 80 Brush
14	56009030	6	Scr, Pan Phil Thd Form 10-24 x .38	**	56505797	2	MidGrit 240 Brush
15	56009086	4	Nut, Hex Jam 5/16-18	**	56505795	2	ProLite Brush
16	56009089	5	Nut, Hex Jam 1/2-20	**	56505791	2	Magna Grit 46 Brush
17	56009096	2	Wsh, Flt .193 x .875 x .060	**	56505798	2	MidLite Grit 180 Brush
18	56009107	2	Wsh, Flt SS .378 x 1.000 x .120	**	56505793	2	AgLite Grit 500 Brush
19	56009258	4	Nut Hex Jam M12-1.75	**	56400758	2	Butcher Wire Brush
20	56219932	4	Clamp, Hose SAE #6	**	56505790	2	Short Trim Pad Holder
21	56244969	1	Clamp, Hose SAE #12				
22	56264442	1	Barb, 90 Elbow 3/4 x 3/8 NPT				
23	56325240	1	Wire Rope, 10 Inch				
24	56366455	2	Plate, Stop				
25	56366463	2	Spring Retainer				
26	56401783	2	Leveler				
27	56003670	2	Key, Sq .19 x 1.62				
28	56407012	1	Tee, 3/8NPT x 1/2 x 1/2 Barb				
29	56407053	4	Thermoid Disk				
30	56407055	2	Tube Weldment				
31	56407114	4	Knob				
32	56314030	2	Brush Holder				
33	56314156	2	Kit, Hub Replacement (items 27, 57, 58)				
34	56407198	2	Mount Bracket				
35	56407334	4	Knob				
36	56409154	1	Valve, Solenoid				
37	56409405	5	Ball Joint				
38	56493357	2	Insulator, Terminal				
39	56412088	1	Pin				
40	56412277	1	Solution Hose				
41	56477813	5	Ball Joint				
42	56003639	6	Scr, Hex Hd SS M8-1.25 x 30MM				
43	56264318	1	Hose, Spiral .500				
44	56409900	1	Deck Weldment				
45	56409902	1	Gearbox Assy TSBUS2002-831				
*	56407196	2	Gearbox				
*	56409912	1	Motor 36 VDC, 3HP				
*	56410182	1	Bearing B.E.				
*	56410183	1	Bearing F.E.				
*	56410184	1	Brush Board Assy (W/brushes & springs)				
*	56410185	4	Brush Spring Set				
*	56410186	4	Brush Assembly				
46	56409903	1	Left Skirt Assembly (see associated pages)				
47	56409913	1	Right Skirt Assembly (see associated pages)				
48	56409994	1	Connecting Rod				
49	56409995	4	Connecting Rod				
50	56410108	1	Strap, Blade				
51	56410109	1	Blade, Rear				
52	56410261	1	Skirt, Bristle Long (after SN150031) TSB764				
53	56410260	2	Skirt, Bristle Short (after SN150031) TSB764				
54	56003089	6	Nut, Wing Loc 1/4-20 (after SN150031)				
55	56002491	6	Nut, Hex Nyl Loc SS 1/4-20 (after SN150031)				

* = Not Shown
** = Optional

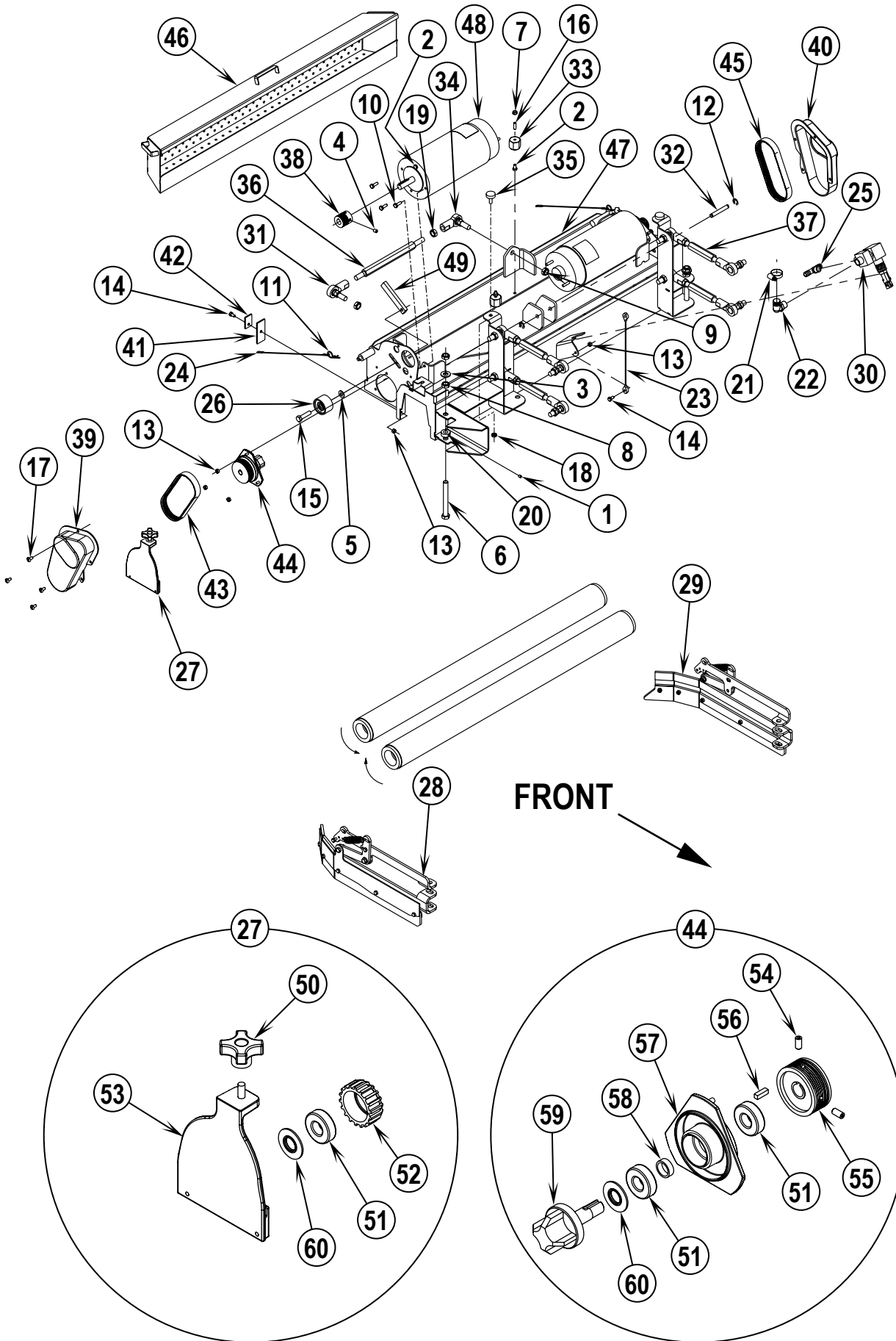
NOTE #1: Apply Loctite #242 prior to assembly.

NOTE #2: All Deck Blade Kits include both deck and skirt assembly blades.



00-7	SCRUB SYSTEM SKIRT ASSEMBLIES (DISC)	BOOK E		
02-4	Hydro-Retriever™ 3800, 2042 / BR 1100, 1100C, 1100C-XL	E	8.6.1	15

Item	Ref. No.	Qty	Description
	56409903		Left Skirt Assembly
1	56003426	9	Nut, Hex Nyl Loc SS M6 x 1.0
2	56003454	9	Scr Hex Thd to Hd SS M6-1.0 x 20MM
3	56407122	1	Blade
4	56407184	1	Blade
5	56407185	1	Strap
6	56409905	1	Strap, Left
7	56409906	1	Skirt Weldment Left
	56409913		Right Skirt Assembly
1	56003426	9	Nut, Hex Nyl Loc SS M6 x 1.0
2	56003454	9	Scr Hex Thd to Hd SS M6-1.0 x 20MM
3	56407122	1	Blade
4	56407184	1	Blade
5	56407185	1	Strap
6	56409987	1	Skirt Weldment Right
7	56410164	1	Strap, Right



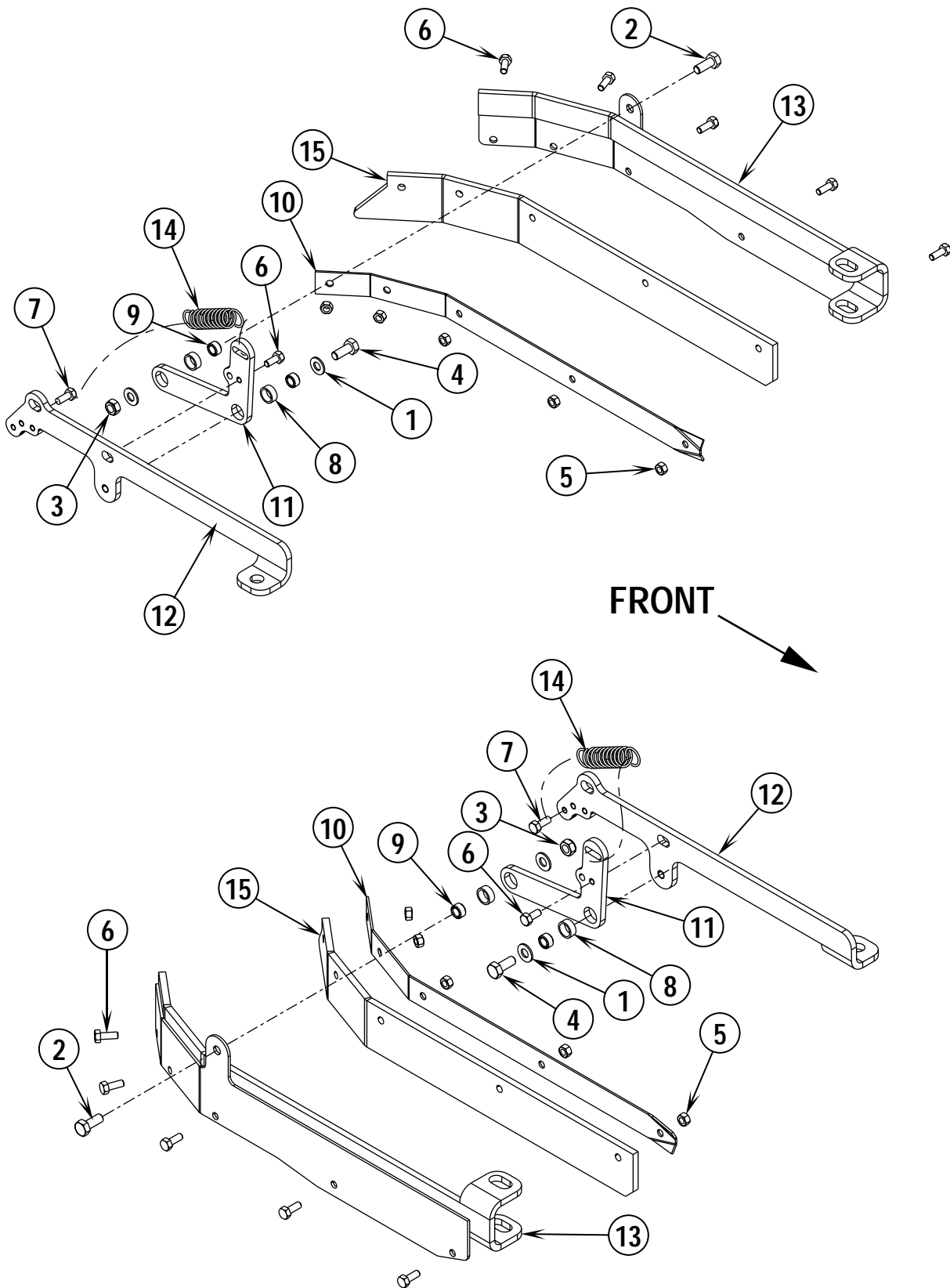
00-7	SCRUB SYSTEM (CYLINDRICAL)	BOOK E		
05-8	Hydro-Retriever™ 3800, 2042 / BR 1100, 1100C, 1100C-XL	E	8.6.1	17

Item	Ref. No.	Qty	Description	Item	Ref. No.	Qty	Description
1	56001841	2	Scr, Soc Set Loc 1/4-20 x .25	43	56410215	1	Belt, Poly-V 190J8
2	56001854	4	Scr, Hex Hd 1/4-20 x .50	44	56397445	2	Drive End Assy (#54-60) (TSBUS2002-821)
3	56001879	2	Wsh, Flt SAE 1/2				
4	56002021	4	Scr, Soc Set Loc 5/16-18 x .38	45	56410217	1	Belt, Poly-V 180J8
5	56002063	2	Wsh, Flt SAE 3/8	46	56410274	1	Hopper Weld't (3800 / BR 1100)
6	56002484	2	Scr, Hex Hd 1/2-13 x 4.50		56409927	1	Hopper Weld't (2042 / BR 1100C-XL)
7	56002708	2	Nut, Hex Nyl Loc 1/4-20	47	56410277	1	Brush Housing Weld't (3800 / BR 1100)
8	56002843	4	Nut, Hex Nyl Loc-Thin 1/2-13		56409923	1	Brush Housing Weld't (2042 / BR 1100C-XL)
9	56002868	10	Nut, Hex Nyl Loc-Thin 1/2-20	48	56410359	2	Motor, 36VDC, 1HP
10	56002948	6	Scr, Hex Hd Loc 1/4-20 x .75	*	56468382	A/R	Replacement Brush Set
11	56002959	2	Pin, Cotter Hair	49	56410363	2	Nut Plate
12	56003264	2	Ring, Ret Ext Type E .50 Dia.	50	56407303	2	Knob (TSBUS2002-821)
13	56003426	9	Nut, Hex Nyl Loc SS M6 x 1.00	51	56106070	6	Bearing, Ball (TSBUS2002-821)
14	56003211	3	Scr, Hex Hd SS M6-1.00 x 12mm	52	56407551	2	Hub (TSBUS2002-821)
15	56003491	2	Scr, Hex M10-1.50 x 40mm	53	56315447	2	Idler Bearing Plate (TSBUS2002-821)
16	56009020	2	Stud	54	56002119	4	Scr, Soc Set Loc 1/4-20 x .50(TSBUS2002-821)
17	56009062	8	Scr, Pan Phil Thd Form 1/4-20 x .50	55	56410208	2	Sheave, Poly-V (TSBUS2002-821)
18	56009086	2	Nut, Hex Jam 5/16-18	56	56003237	2	Key, Sq .19 x .62 (TSBUS2002-821)
19	56009089	5	Nut, Hex Jam 1/2-20	57	56315405	2	Bearing Plate (TSBUS2002-821)
20	56152811	2	Collar	58	56407389	2	Spacer (TSBUS2002-821)
21	56244969	1	Clamp, Hose SAE #12	59	56407557	2	Spindle (TSBUS2002-821)
22	56264442	1	Barb, 90 Elbow 3/4 x 3/8 NPT	60	56407558	4	Washer, Bearing (TSBUS2002-821)
23	56325240	1	Wire Rope, 10"				
24	56330391	2	Wire Rope, 12"				3800 / BR 1100 Brushes
25	56407012	1	Tee, 3/8 NPT x 1/2 x 1/2 Barb	**	56410298	2	46 Grit
26	56407432	2	Idler, Belt	**	56410297	2	80 Grit
27	56407554	2	Idler End Assy (#50-53 & 60) (TSBUS2002-821)	**	56410296	2	180 Grit
				**	56410295	2	Stiff Nylon
28	56407470	1	Right Skirt Assy (3800 / BR 1100)	**	56410294	2	Soft Nylon
	56410337	1	Right Skirt Assy (2042 / BR 1100C-XL)	**	56410293	2	Polypropylene
29	56407471	1	Left Skirt Assy (3800 / BR 1100)				2042 / BR 1100C-XL Brushes
	56410336	1	Left Skirt Assy (2042 / BR 1100C-XL)	**	56409944	2	46 Grit
30	56409154	1	Valve, Solenoid	**	56409943	2	80 Grit
31	56409405	5	Ball Joint	**	56409942	2	180 Grit
32	56412088	1	Pin	**	56409941	2	Stiff Nylon
33	56469858	2	Standoff, Insulated	**	56409940	2	Soft Nylon
*	56410365	4	Wire Assy 11.5" (2042 / BR 1100C-XL)	**	56409924	2	Polypropylene
*	56410366	4	Wire Assy 9.5" (3800 / BR 1100)				
34	56477813	5	Ball Joint	**	56410373	1	Gum Rubber Deck Blade Kit NOTE
35	56401783	2	Leg Leveler, 5/16-18	**	56410374	1	Linatex Deck Blade Kit NOTE
36	56409994	1	Connecting Rod	**	56410375	1	Neoprene Deck Blade Kit NOTE
37	56409995	4	Connecting Rod				
38	56410207	2	Sheave, Poly-V				
39	56410209	1	Guard, Right Belt				
40	56410210	1	Guard, Left Belt				
41	56410213	2	Blade (3800 / BR 1100)				
	56410353	2	Blade (2042 / BR 1100C-XL)				
42	56410214	2	Strap				

* = Not Shown

** = Optional

NOTE: All Deck Blade Kits include both deck and skirt assembly blades.

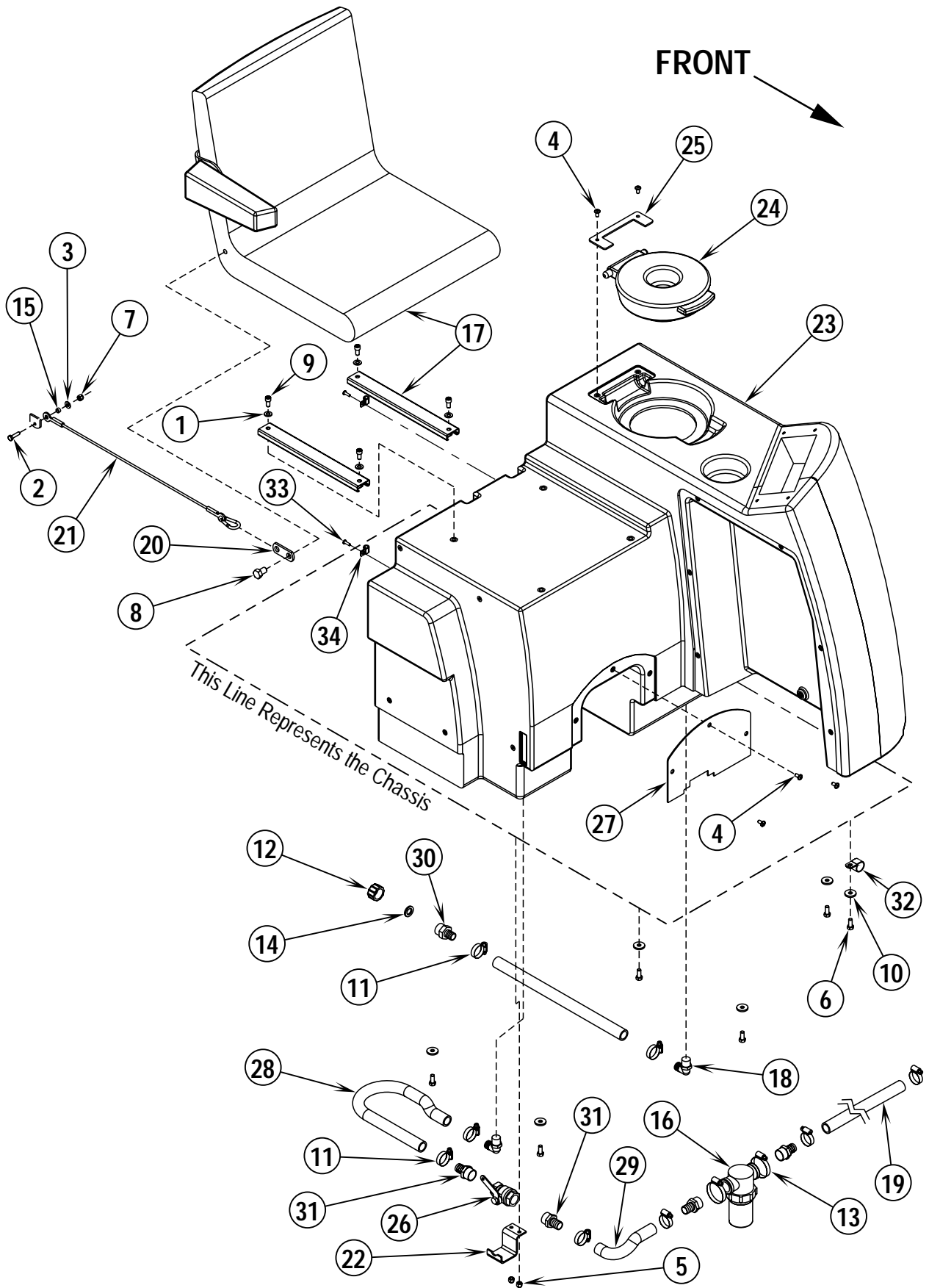


00-7	SCRUB SYSTEM SKIRT ASSEMBLIES (CYL.)	BOOK E		
04-5	Hydro-Retriever™ 3800, 2042 / BR 1100, 1100C, 1100C-XL	E	8.6.1	19

Item	Ref. No.	Qty	Description
	56407471	1	Left Skirt Assembly (3800 / BR 1100)
	56410336	1	Left Skirt Assembly (2042 / BR 1100C-XL)
1	56001939	2	Wsh, Flt SAE 5/16
2	56003179	1	Scr, Hex Thd to Hd M8-1.25 x 20mm
3	56003389	1	Nut, Hex Nyl Loc M8-1.25
4	56003178	1	Scr, Hex Thd to Hd M8-1.25 x 16mm
5	56003426	5	Nut, Hex Nyl Loc SS M6-1.00
6	56003431	6	Scr, Hex Hd SS M6-1.00 x 16mm
7	56003441	1	Scr, Hex Nyl Loc M6-1.00 x 15mm
8	56185263	2	Bearing, Sleeve
9	56320595	2	Bushing .32 x .50 x .28
10	56407411	1	Retainer, Skirt
11	56407413	1	Arm, Mount
12	56407414	1	Bracket, Mount
13	56407449	1	Skirt Bracket Weld't.
14	56470672	1	Spring, Extension
15	56407447	1	Skirt (3800 / BR 1100)
	56410335	1	Skirt (2042 / BR 1100C-XL)
	56407470	1	Right Skirt Assembly (3800 / BR 1100)
	56410337	1	Right Skirt Assembly (2042 / BR 1100C-XL)
1	56001939	2	Wsh, Flt SAE 5/16
2	56003179	1	Scr, Hex Thd to Hd M8-1.25 x 20mm
3	56003389	1	Nut, Hex Nyl Loc M8-1.25
4	56003178	1	Scr, Hex Thd to Hd M8-1.25 x 16mm
5	56003426	5	Nut, Hex Nyl Loc SS M6-1.00
6	56003431	6	Scr, Hex Hd SS M6-1.00 x 16mm
7	56003441	1	Scr, Hex Nyl Loc M6-1.00 x 15mm
8	56185263	2	Bearing, Sleeve
9	56320595	2	Bushing .32 x .50 x .28
10	56407411	1	Retainer, Skirt
11	56407413	1	Arm, Mount
12	56407415	1	Bracket, Mount
13	56407448	1	Skirt Bracket Weld't.
14	56470672	1	Spring, Extension
15	56407447	1	Skirt (3800 / BR 1100)
	56410335	1	Skirt (2042 / BR 1100C-XL)
**	56410373	1	Gum Rubber Deck Blade Kit NOTE
**	56410374	1	Linatex Deck Blade Kit NOTE
**	56410375	1	Neoprene Deck Blade Kit NOTE

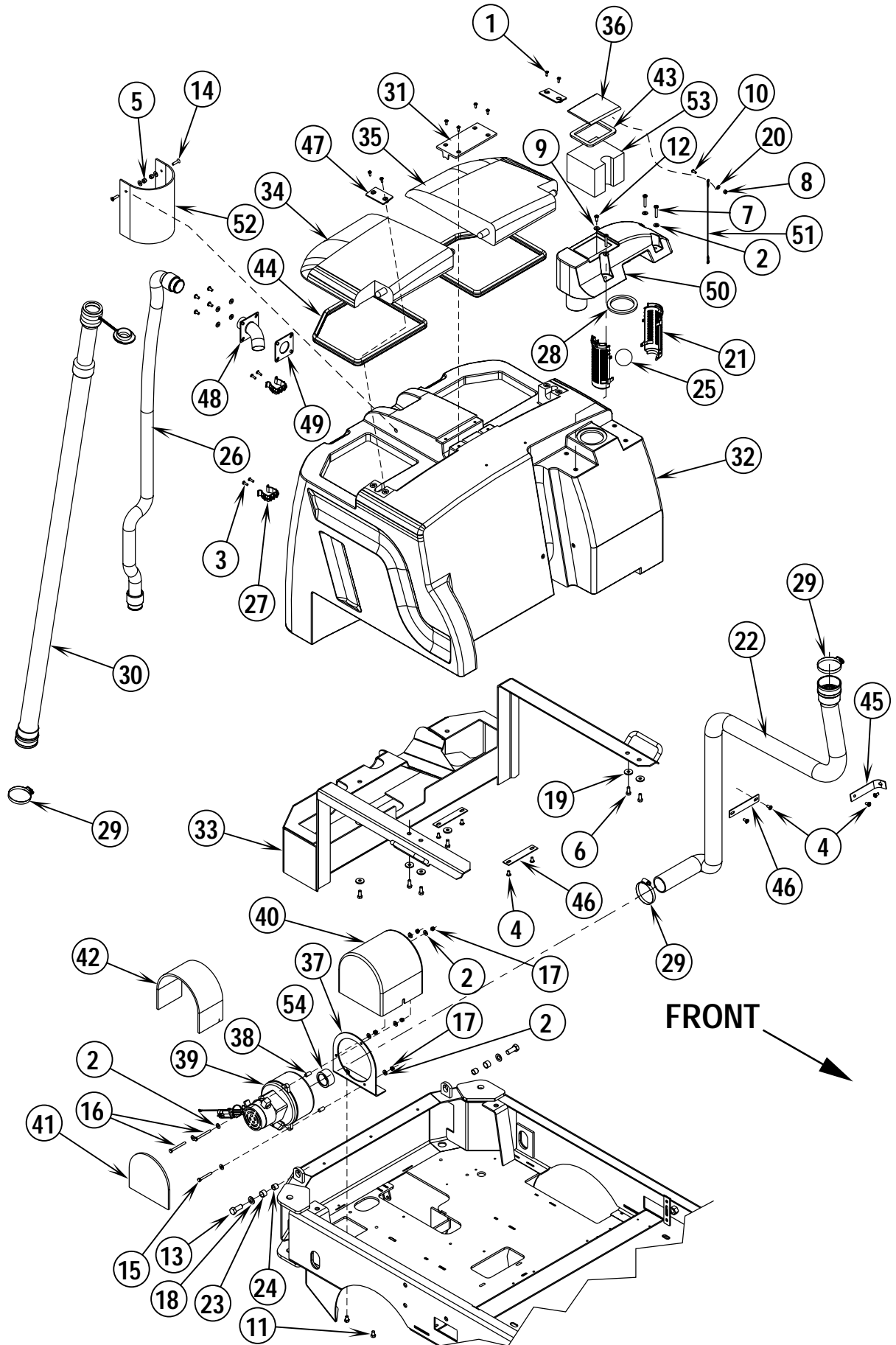
** = Optional

NOTE: All Deck Blade Kits include both deck and skirt assembly blades.



00-7	SOLUTION SYSTEM	BOOK E		
00-10	Hydro-Retriever™ 3800, 2042 / BR 1100, 1100C, 1100C-XL	E	8.6.1	21

Item	Ref. No.	Qty	Description
1	56001939	4	Wsh, Flt SAE 5/16
2	56002093	1	Scr, Hex Hd 1/4-20 x 1.00
3	56002098	1	Wsh, Flt SAE 1/4
4	56002145	5	Scr, Pan Phil 1/4-20 x .50
5	56002491	2	Nut, Hex Nyl Loc SS 1/4-20
6	56002667	6	Scr, Hex Hd 5/16-18 x .75
7	56002708	1	Nut, Hex Nul Loc 1/4-20
8	56003032	1	Scr, Hex Hd Loc 1/2-12 x .75
9	56003118	4	Scr, Soc Hd 5/16-18 x 0.62
10	56009057	6	Wsh, Flt Harden .344 x 1.000 x .120/.135
11	56244969	8	Clamp, Hose SAE #12
12	56255076	1	Cap, Pipe GHT Nylon
13	56329145	2	Clamp, Hose SAE #24
14	56368776	1	Washer, Rubber
15	56368997	1	Bushing
16	56407162	1	Filter
17	56409021	1	Seat Assembly
18	56456802	2	Barb, 90 Elbow 1 1/16 x 3/4 NPT
19	56456835	1	Hose, Spiral
20	56409536	1	Strap
21	56409537	1	Cable Assembly
22	56409945	1	Bracket, Valve Hold Down
23	56409950	1	Solution Tank
24	56409963	1	Lid, Solution Tank
25	56409964	1	Plate, Hinge
26	56410041	1	Flow Control Valve Assembly
27	56410147	1	Cover, Actuator
28	56410161	2	Hose, 16 inch Spiral
29	56410162	1	Hose, 7 inch Spiral
30	56900273	1	Barb, Adapter 3/4 x 3/4 GHT
31	56900292	4	Barb, Adapter 3/4 x 3/4 NPT
32	56409463	1	Clamp, 1.25 Hose Support
33	56002124	2	Scr, Pan Phil 10-24 x .62
34	56323260	2	Clamp, Hose Support



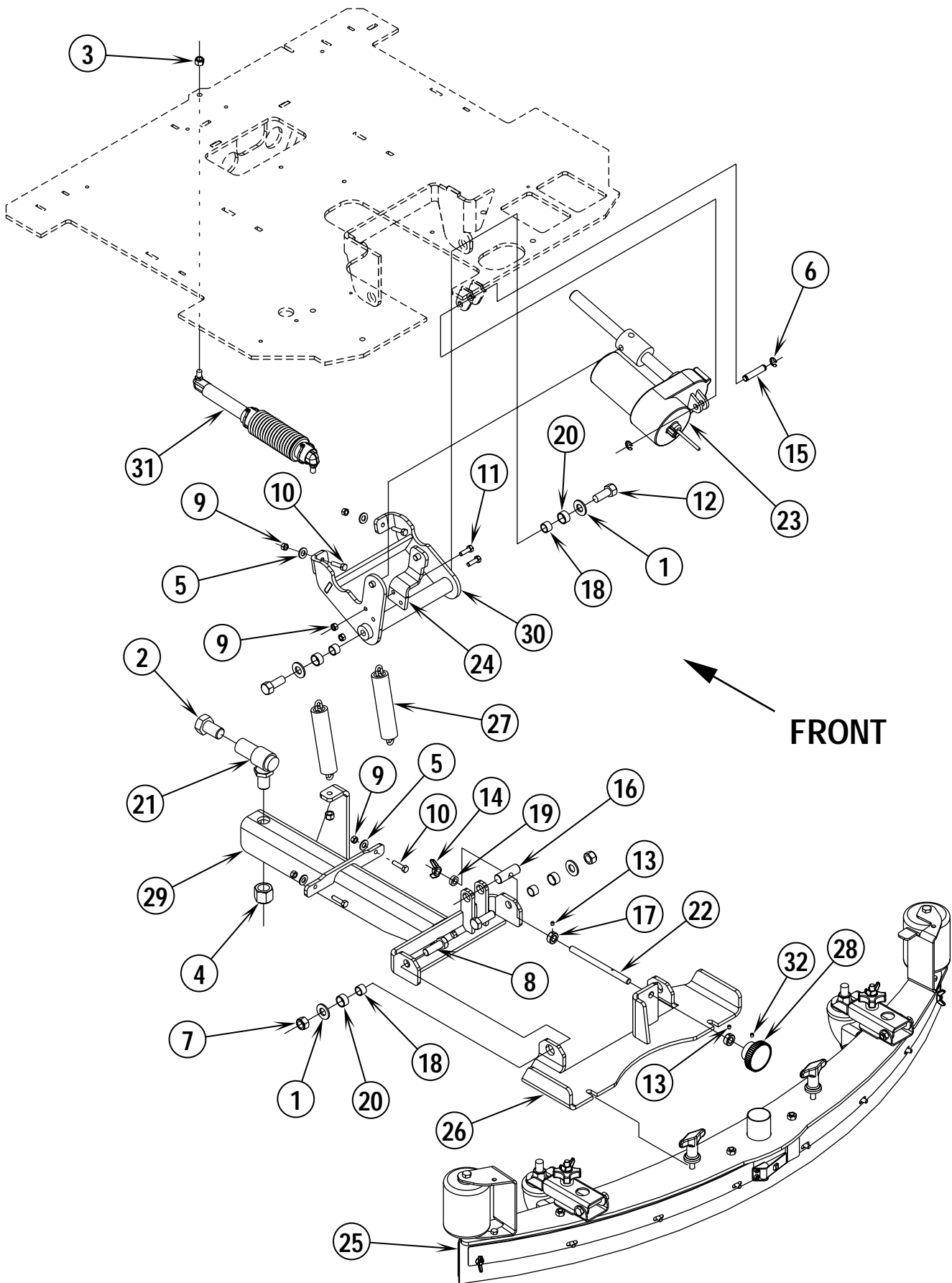
00-7	RECOVERY SYSTEM	BOOK E		
04-2	Hydro-Retriever™ 3800, 2042 / BR 1100, 1100C, 1100C-XL	E	8.6.1	23

Item	Ref. No.	Qty	Description
1	56001993	8	Scr, Pan Phil 10-24 x .50
2	56002098	15	Wsh, Flt SAE 1/4
3	56002124	4	Scr, Pan Phil 10-24 x .62
4	56002145	12	Scr, Pan Phil 1/4-20 x .50
5	56002491	2	Nut, Hex Nyl Loc SS 1/4-20
6	56002667	6	Scr, Hex Hd 5/16-18 x .75
7	56002786	3	Scr, Pan Phil 1/4-20 x 1.50
8	56002836	1	Nut, Hex Nyl Loc SS 10-24
9	56002859	3	Wsh, Flt SAE SS 1/4
10	56002900	1	Scr, Pan Phil SS 10-24 x .50
11	56002929	2	Scr, Hex Hd Loc 5/16-18 x .62
12	56002989	1	Scr, Pan Phil SS 1/4-20 x .62
13	56003022	2	Scr, Hex Hd Loc 1/2-13 x 1.25
14	56003074	2	Scr, Flt Phil SS 1/4-20 x 1.00
15	56003168	1	Scr, Hex M6-1.0 x 50MM
16	56003169	2	Scr, Hex M6-1.0 x 60MM
17	56003403	5	Nut, Hex Nyl Loc M6-1.00
18	56009017	2	Wsh, Flt Harden .516 x .938 x .75
19	56009057	6	Wsh, Flt Harden .344 x 1.000 x .120/.135
20	56009205	1	Wsh, Flt SS #10
21	56324497	2	Cage, Float
22	56392283	1	Vac Hose After Feb. 3, 2003 / TSBUS2003-827
	56392168	1	Vac Hose Before Feb. 3, 2003 / TSBUS2003-827
23	56367168	2	Bearing, Sleeve
24	56367206	2	Bushing
25	56391690	1	Ball, Float
26	56392168	1	Vac Hose, 66 Inch Assembly
27	56407361	2	Clamp, Plastic
28	56412154	1	Gasket, Vacuum Duct
29	56456797	3	Clamp, Hose SAE #36
30	56396031	1	Drain Hose
31	56409946	1	Lid Bracket
32	56409951	1	Recovery Tank
**	56455671	1	Cleanout Cap Assy TSB 773
33	56409960	1	Tank Mount Weldt (Non Battery Rollout & Nilfisk Models)
	56410488	1	Tank Mount Weldt (Battery Rollout Models)
34	56409966	1	Cover Right, Recovery Tank
35	56409967	1	Cover Left, Recovery Tank
36	56409970	1	Cover, Exhaust Duct
37	56410063	1	Vacuum Support
38	56410064	3	Stand-Off
39	56410065	1	Vac Motor W/Cap
*	56212223	1	Carbon Brush Set
40	56410066	1	Vacuum Shroud
41	56410067	1	Foam, Vac Motor
42	56410068	1	Foam, Vac Motor
43	56410125	1	Gasket, Vac Duct Cover
44	56410126	2	Gasket, Cut
45	56410128	1	Bracket, Vac Hose
46	56410129	3	Bracket, Vac Hose
47	56410148	2	Hinge Cover
48	56410157	1	Recovery Tube Assembly
49	56410160	1	Gasket, Recovery Tube
50	56410432	1	Vacuum Duct After Feb. 3, 2003 / TSBUS2003827
	56410253	1	Vacuum Duct Before Feb. 3, 2003 / TSBUS2003-827
51	56330391	1	Wire Rope After Feb. 3, 2003 / TSBUS2003827
	56410254	1	Wire Rope Before Feb. 3, 2003 / TSBUS2003-827
52	56410255	1	Deflector, Rubber
53	56410433	1	Filter Foam, Vacuum Duct After Feb. 3, 2003 / TSBUS2003827
	56410256	1	Filter Foam, Vacuum Duct Before Feb. 3, 2003 / TSBUS2003-827
54	56410446	1	Adapter After Feb. 3, 2003 / TSBUS2003827

* = Not Shown

** = Optional

FORM NO. 56042410



00-7	SQUEEGEE SYSTEM	BOOK E		
05-6	Hydro-Retriever™ 3800, 2042 / BR 1100, 1100C, 1100C-XL	E	8.6.1	25

Item	Ref. No.	Qty	Description
1	56001879	4	Wsh, Flt SAE 1/2
2	56002739	1	Scr, Hex Grd 8 3/4-16 x 1.25
3	56002856	2	Nut, Hex Nyl Loc SS 5/16-18
4	56002863	1	Nut, hex Nyl Loc 3/4-16
5	56003638	4	Wsh, Flt SS 6mm
6	56003262	2	Ring, Ret Ext Type E 0.38 Dia
7	56003312	2	Nut, Hex Nyl Loc M12-1.75
8	56003415	2	Scr, Hex M12-1.75 x 35MM
9	56003426	6	Nut, Hex Nyl Loc SS M6 x 1.0
10	56003430	4	Scr, Hex Hd SS 6-1.0 x 25MM
11	56003443	2	Scr, Hex Hd SS M6-1.0 x 20MM
12	56003478	2	Scr, Hex Nyl Loc M12-1.75 x 30MM
13	56002015	2	Scr, Soc Set Loc 10-24 x .25
14	56009252	1	Nut, Wing SS 3/8-16
15	56104760	1	Pin
16	56324369	1	Pin
17	56331076	2	Collar
18	56360627	4	Bushing
19	56366013	1	Bushing .37 x .62 x .18
20	56370878	4	Bearing, Sleeve
21	56391864	1	Ball Joint
22	56392104	1	Rod, Adjuster
23	56393303	1	Actuator, Motor
*	56393790	1	Replacement Limit Switch (2 Required)
*	56470433	1	Carbon Brush Kit
*	56388520	1	Plastic Drive Nut
24	56407110	1	Half Yoke Weldment
25	56407590	1	Squeegee Assembly (3800 / BR 1100) TSBUS2003-836 / TSBUS2004-862
	56410451	1	Squeegee Assembly (2042 / BR 1100C-XL / Haram BR 1100) TSBUS2003-836 / TSBUS2004-862
26	56407306	1	Squeegee Mount Weldment
27	56407335	2	Chain Assembly
28	56475480	1	Knob
29	56410018	1	Mount Weldment
30	56410020	1	Arm Weldment
31	56410025	1	Gas Spring Assembly
*	56407381	1	Rubber Boot
*	56478246	2	Tie, Cable
*	56410024	1	Cylinder, Gas
32	56003123	1	Scr, Soc Set 10-24 x .38

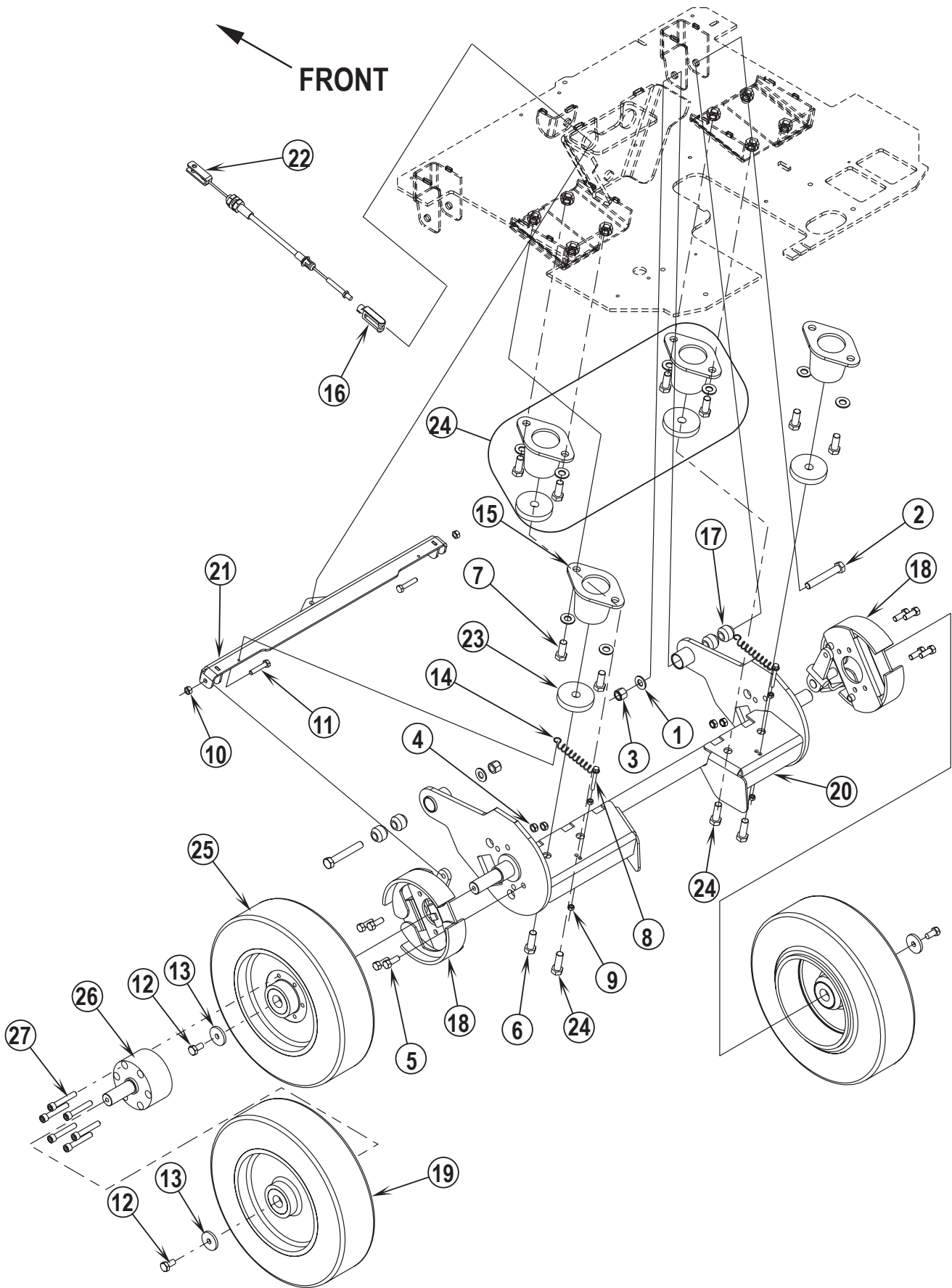
* = Not Shown

00-7	SQUEEGEE ASSEMBLY	BOOK E		
04-8	Hydro-Retriever™ 3800, 2042 / BR 1100, 1100C, 1100C-XL	E	8.6.1	27

Item	Ref. No.	Qty	Description
	56407590	1	Squeegee Assembly (3800 / BR 1100) TSBUS2003-836 / TSBUS2004-862
	56410451	1	Squeegee Assembly (2042 / BR 1100C-XL / Haram BR 1100) TSBUS2003-836 / TSBUS2004-862
1	56001879	2	Wsh, Flt SAE 1/2
2	56002770	2	Nut, Hex Nyl Loc 1/2-13
3	56002896	4	Scr, Pan Phil SS 10-24 x .62
4	56002907	2	Nut, Hex Nyl Loc SS 6-32
5	56002909	2	Scr, Pan Phil SS 6-32 x .38
6	56003302	2	Scr, Hex Thd To Hd SS 5/16-18 x 1.25
7	56003405	6	Nut, Hex Nyl Loc SS M8-1.25
8	56003435	2	Scr, Hex Hd SS M8-1.25 x 20mm
9	56003461	4	Scr, Hex Hd SS M8-1.25 x 75mm
10	56003462	2	Scr, Hex Hd SS M8-1.25 x 120mm
11	56003464	2	Scr, Hex Hd SS M8-1.25 x 60mm
12	56003498	2	Scr, Hex Hd SS M6-1.00 x 10mm
13	56009111	8	Nut, Wing SS 1/4-20
14	56370711	2	Nut, Thumb
15	56407006	2	Wheel, Roller
16	56407155	2	Bushing
17	56407290	1	Tool Weldment (3800 / BR 1100)
	56410265	1	Tool Weldment (2042 / BR 1100C-XL / Haram BR 1100)
18	56407294	1	Plate (3800 / BR 1100)
	56410266	1	Plate (2042 / BR 1100C-XL / Haram BR 1100)
19	56407297	1	Strap, Left Rear (3800 / BR 1100)
	56410269	1	Strap, Left Rear (2042 / BR 1100C-XL / Haram BR 1100)
20	56407298	1	Strap, Front (3800 / BR 1100)
	56410270	1	Strap, Front (2042 / BR 1100C-XL / Haram BR 1100)
21	56407299	1	Strap, Right Rear (3800 / BR 1100)
	56410271	1	Strap, Right Rear (2042 / BR 1100C-XL / Haram BR 1100)
22	56407301	2	Bracket
23	56407302	2	Bracket
24	56407344	2	Caster Wheel
25	56407375	2	Bracket
26	56471194	1	Latch Assy
27	56003649	2	Scr, Hex Thd To Hd SS 5/16-18 x 2.75
28	56407510	2	Knob
29	56407589	1	Standard Squeegee Blade Kit (3800 / BR 1100) NOTE
	56410464	1	Linatex Squeegee Blade Kit (2042 / BR 1100C-XL / Haram BR 1100) NOTE
30	56410416	1	Insert, Squeegee Right TSBUS2003-836 / TSBUS2004-862
31	56410417	1	Insert, Squeegee Left TSBUS2003-836 / TSBUS2004-862
**	56407589	1	Standard Squeegee Blade Kit (3800 / BR 1100) NOTE
**	56407588	1	Dual Vac Standard Squeegee Blade Kit (3800 / BR 1100) NOTE
**	56407602	1	Neoprene Squeegee Blade Kit (3800 / BR 1100) NOTE
**	56407596	1	Dual Vac Neoprene Squeegee Blade Kit (3800 / BR 1100) NOTE
**	56407601	1	Linatex Squeegee Blade Kit (3800 / BR 1100) NOTE
**	56407597	1	Dual Vac Linatex Squeegee Blade Kit (3800 / BR 1100) NOTE
**	56407505	1	Blade, Front W/O Notches (3800 / BR 1100-for tile floors)
**	56410464	1	Linatex Squeegee Blade Kit (2042 / BR 1100C-XL / Haram BR 1100) NOTE
**	56410465	1	Dual Vac Linatex Squeegee Blade Kit (2042 / BR 1100C-XL / Haram BR 1100) NOTE
**	56410469	1	Neoprene Squeegee Blade Kit (2042 / BR 1100C-XL / Haram BR 1100) NOTE
**	56410466	1	Dual Vac Neoprene Squeegee Blade Kit (2042 / BR 1100C-XL / Haram BR 1100) NOTE
**	56410371	1	Gum Rubber Squeegee Blade Kit (2042 / BR 1100C-XL / Haram BR 1100) NOTE
**	56410341	1	Blade, Front W/O Notches (2042 / BR 1100C-XL / Haram BR 1100for tile floors)

** = Optional

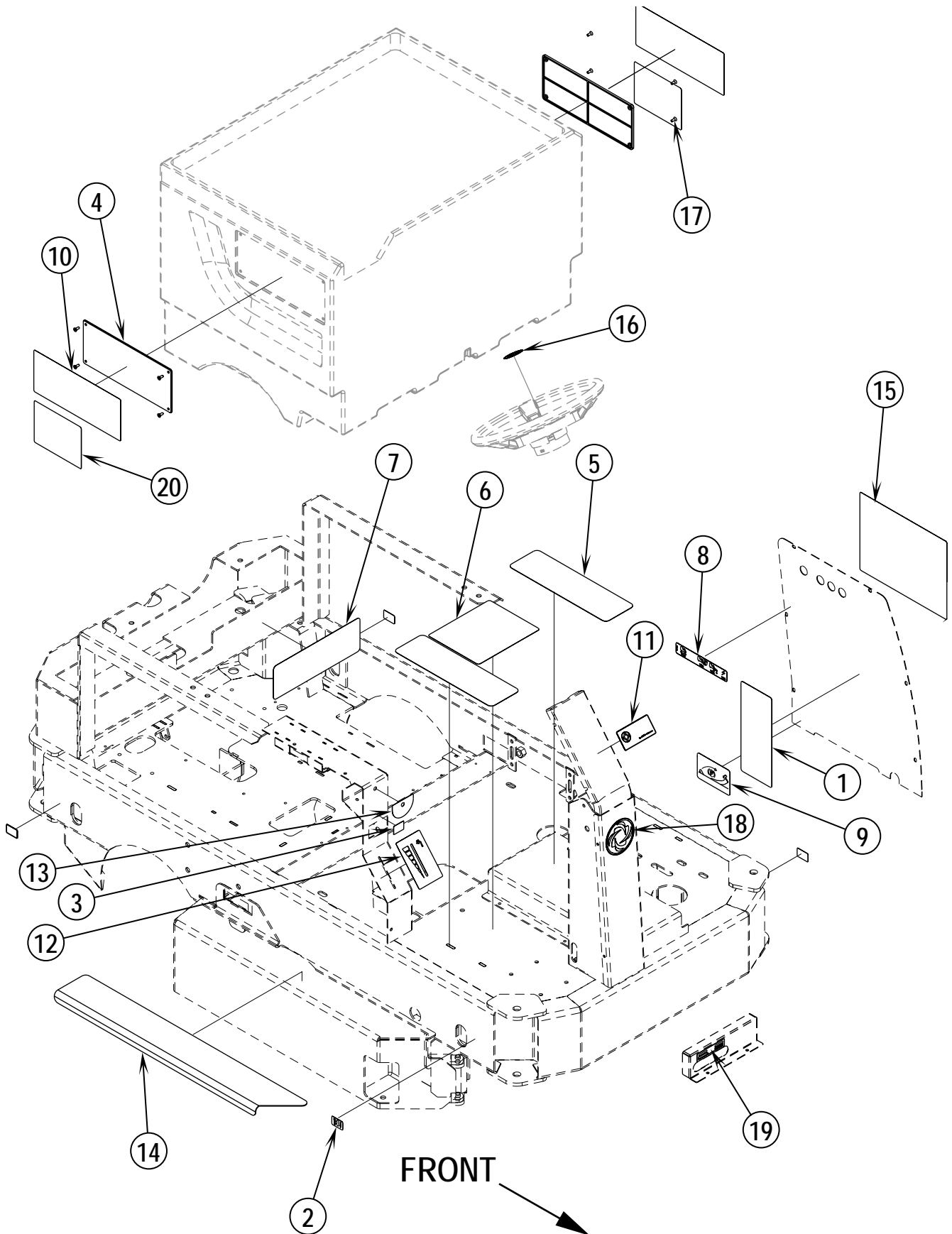
NOTE: All Squeegee Blade Kits include both front & rear squeegee blades.



00-7	REAR WHEEL SYSTEM	BOOK E		
05-6	Hydro-Retriever™ 3800, 2042 / BR 1100, 1100C, 1100C-XL	E	8.6.1	29

Item	Ref. No.	Qty	Description
1	56001879	6	Wsh, Flt SAE 1/2
2	56002116	2	Scr, Hex Hd 1/2-13 x 3.25
3	56002770	2	Nut, Hex Nyl Loc 1/2-13
4	56002841	8	Nut, Hex Nyl Loc-Thin 3/8-16
5	56002886	8	Scr, Hex Hd SS 3/8-16 x 1.00
6	56002954	2	Scr, Hex Hd Loc 1/2-13 x 1.50
7	56003022	4	Scr, Hex Hd Loc 1/2-13 x 1.25
8	56003168	2	Scr, Hex M6-1.0 x 50MM
9	56003350	4	Nut Hex M6-1.0
10	56003405	2	Nut, Hex Nyl Loc SS M8-1.25
11	56003437	2	Scr, Hex Hd SS M8-1.25 x 40MM
12	56003442	2	Scr, Hex Nyl Loc M10-1.5 x 20MM (Qty of 4 on Haram BR 1100)
13	56367117	2	Wsh, Flt .406 x 1.5 x .1875 (Qty of 4 on Haram BR 1100)
14	56395530	2	Spring, Extension
15	56409160	2	Isolator NOTE!
16	56416089	1	Clevis Assembly
17	56114545	4	Bushing, Rubber .513
18	56410012	2	Brake Assembly
19	56410013	2	Wheel, Rear Composite
20	56410014	1	Axle Weldment
21	56410034	1	Brake Equalizer Weldment
22	56410035	1	Brake Cable Assembly
23	56410096	2	Spacer
24	56409721	A/R	Isolator Kit (Optional / NOTE!)
25	56307202	2	Wheel, Rear Composite Dual (Haram BR 1100 only)
26	56307207	2	Spindle Weld't. (Haram BR 1100 only)
27	56002134	12	Scr, Soc Hd 3/8-16 x 2.25 (Haram BR 1100 only)

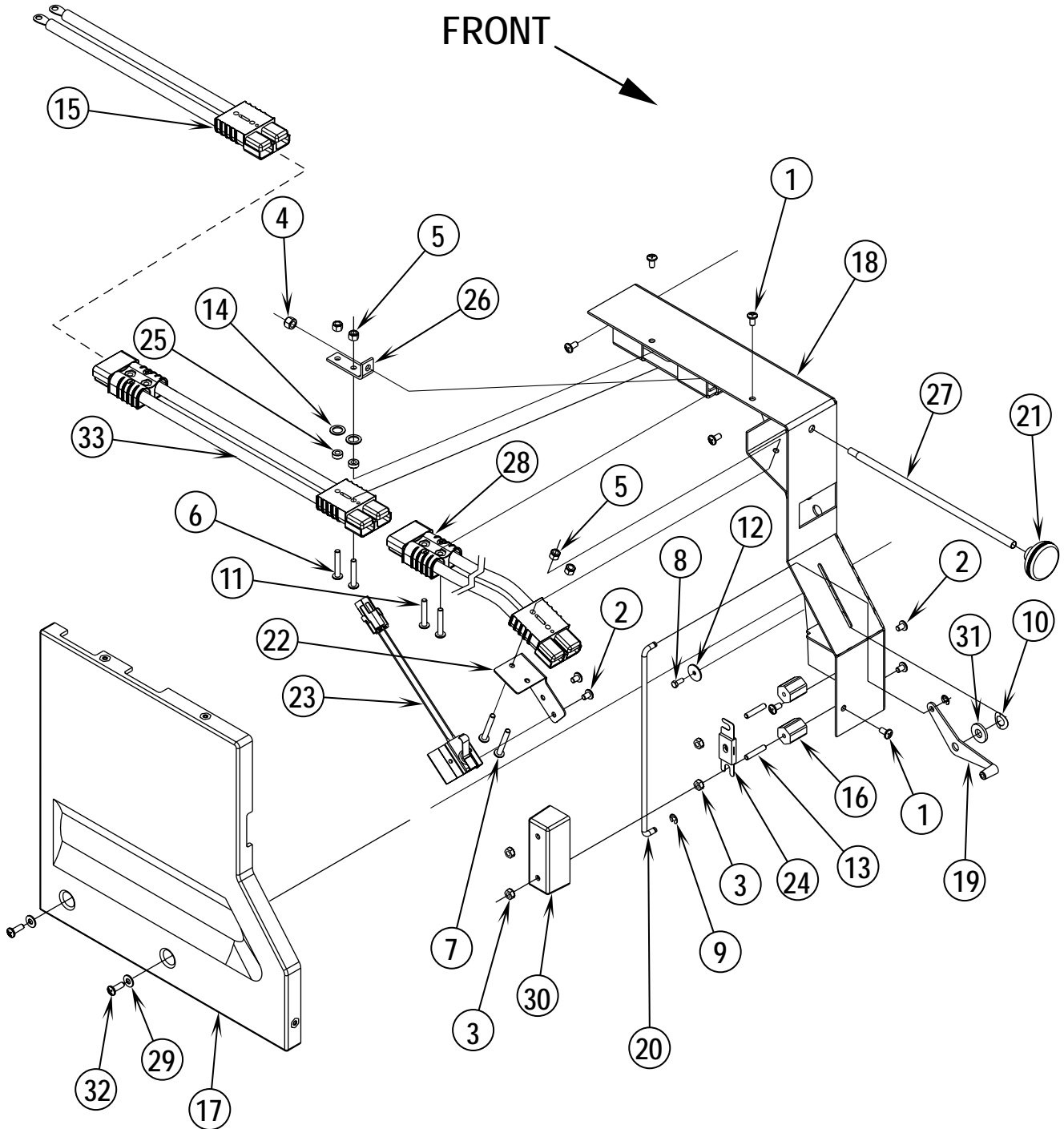
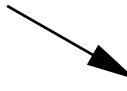
NOTE! If total battery weight exceeds 920lbs / 417.31 kg, order and install Isolator Kit PN 56409721.



00-7	DECAL SYSTEM	BOOK E		
04-2	Hydro-Retriever™ 3800, 2042 / BR 1100, 1100C, 1100C-XL	E	8.6.1	31

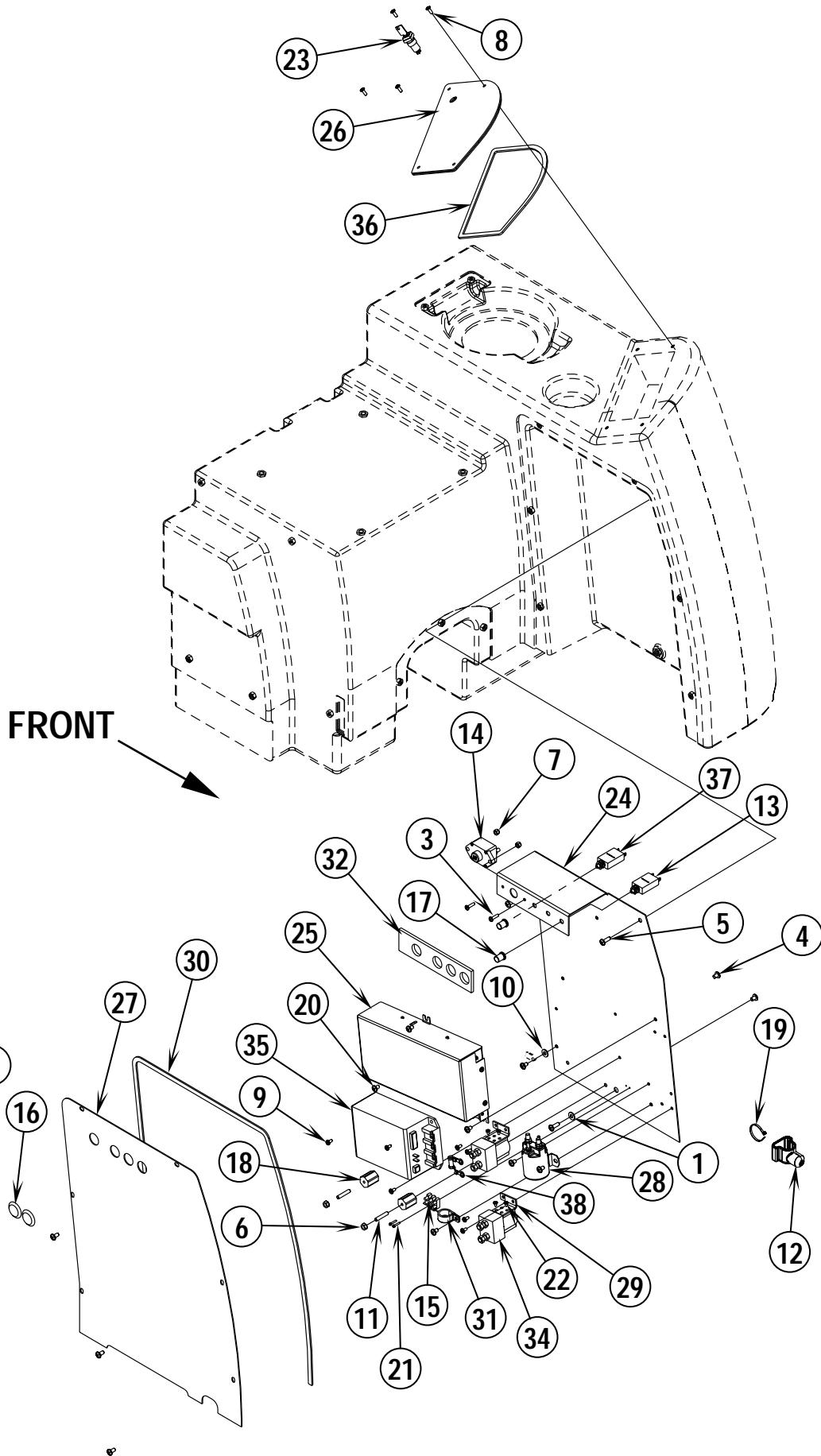
Item	Ref. No.	Qty	Description
1	56014601	1	Decal, Caution
2	56015370	4	Decal, Tie Down
3	56016324	1	Decal, Charger
4	56410165	2	Plaque, Decal Logo (Non Battery Rollout & Nilfisk Models)
5	56416600	2	Mat, Guard
6	56420057	1	Grip Surface
7	56015596	1	Decal, Battery Wiring Diagram
8	56016128	1	Decal, Circuit Breaker (3800 / BR 1100)
	56015007	1	Decal, Circuit Breaker (2042 / BR 1100C-XL)
9	56016340	1	Decal, Parking Brake
10	56016541	2	Decal, BR 1100
	56016582	2	Decal, 3800
	56015003	2	Decal, 2042
	56016574	2	Decal, BR 1100C-XL
11	56016542	1	Decal, BR 1100
	56016588	1	Decal, 3800
	56015004	1	Decal, 2042
	56016592	1	Decal, BR 1100C-XL
12	56016615	1	Decal, Flow Control
13	56016617	1	Decal, Disconnect
14	56409343	1	Grip Surface (3800 / BR 1100)
	56410339	1	Grip Surface (2042 / BR 1100C-XL)
15	56016551	1	Decal, Electrical (3800 / BR 1100)
	56015015	1	Decal, Electrical (2042 / BR 1100C-XL)
16	56016421	1	Decal, Logo 2 Inch
17	56002178	8	Scr, Flt Phil 10-24 x .50 (Non Battery Rollout & Nilfisk Models)
18	56016348	1	Decal, Logo
19	56015005	1	Decal, Worn Broom (2042 / BR 1100C-XL)
20	56105186	2	Decal, Warning (Battery Rollout Models)

FRONT



00-7	CONTROL BOX	BOOK E		
04-2	Hydro-Retriever™ 3800, 2042 / BR 1100, 1100C, 1100C-XL	E	8.6.1	33

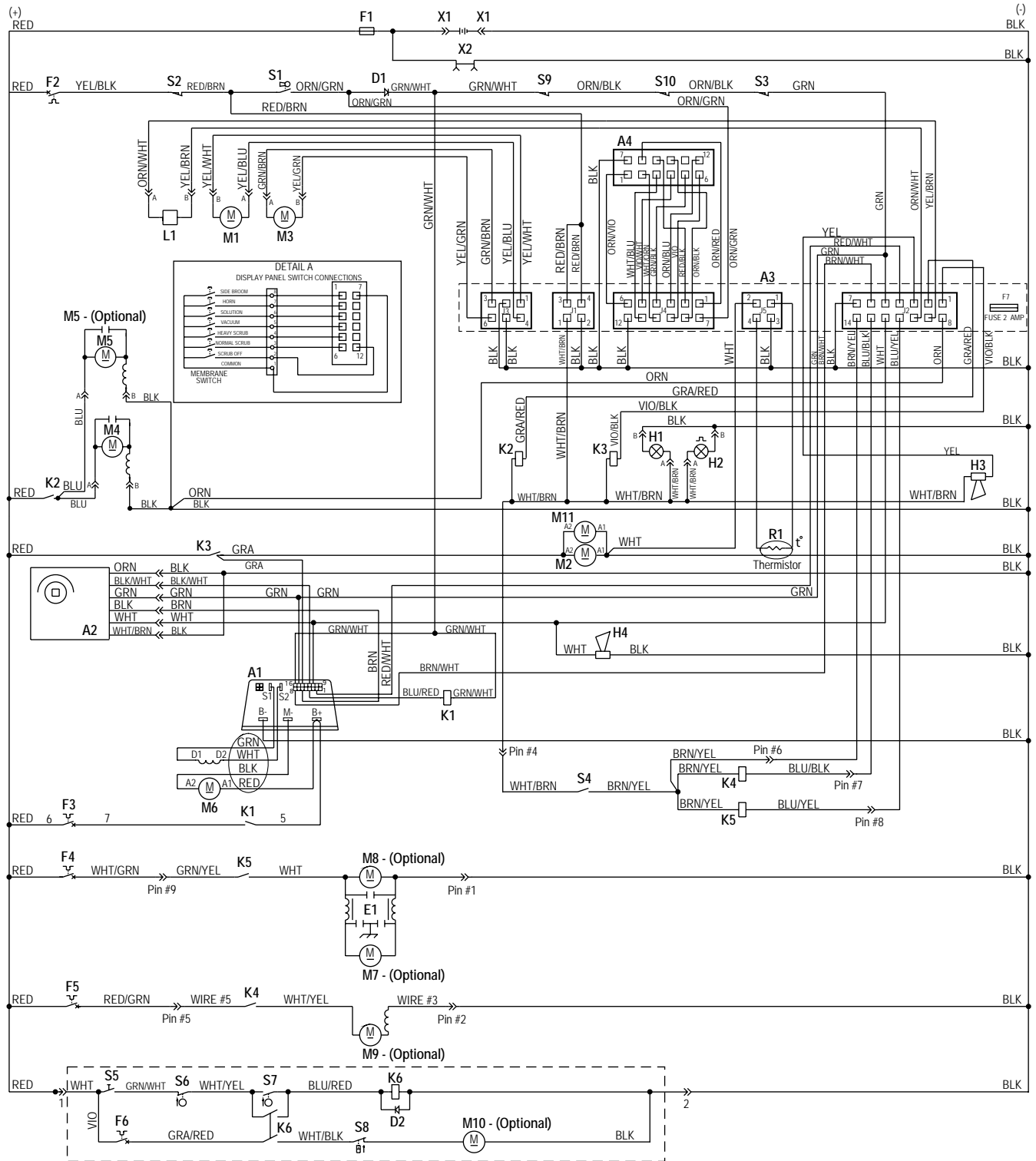
Item	Ref. No.	Qty	Description
1	56002145	6	Scr, Pan Phil 1/4-20 x .50
2	56002462	4	Scr, Pan Phil 1/4-20 x .38
3	56002561	4	Nut, Hex W/Shprf 1/4-20
4	56002701	1	Nut, Hex Nyl Loc 5/16-18
5	56002708	4	Nut, Hex Nyl Loc 1/4-20
6	56002786	2	Scr, Pan Phil1/4-20 x 1.50
7	56002997	2	Scr, Pan Phil1/4-20 x 1.75
8	56003036	1	Scr, Hex Hd Loc 10-24 x .50
9	56003268	2	Ring, Ret Ext Type E Reinf. 0.25 Dia
10	56009001	1	Wsh, Bowed .516 x .906 x .008
11	56009091	2	Scr, Pan Phil Loc 1/4-20 x 1.50
12	56009096	1	Wsh, Flt .193 x .875 x .060
13	56009203	2	Stud, 1/4-20
14	56370762	2	Bearing, Thrust
15	56409444	1	Connector Assembly
16	56469858	2	Electrical Mount
17	56409948	1	Side Panel, Control Box
18	56409955	1	Control Box Welded
19	56409956	1	Solution Handle
20	56409959	1	Solution Control Rod
21	56410036	1	Knob, Disconnect
22	56410038	1	Bracket, Interlock Switch
23	56410039	1	Switch Assembly N.C.
24	56410044	1	Fuse, 250 Amp
25	56410057	2	Bushing, .26 ID x .50 OD
26	56410059	1	Knock Off Plate
27	56410060	1	Rod, Disconnect
28	56410120	1	Charger Plug Assembly
29	56002098	5	Wsh Flt SAE 1/4
30	56410142	1	Fuse Cover
31	56410146	1	Washer, Nylon
32	56002507	2	Scr, Pan Phil 1/4-20 x .75
33	56410495	1	Cable Assembly, Connector (Battery Rollout Models)



00-7	ELECTRICAL SYSTEM	BOOK E		
04-2	Hydro-Retriever™ 3800, 2042 / BR 1100, 1100C, 1100C-XL	E	8.6.1	35

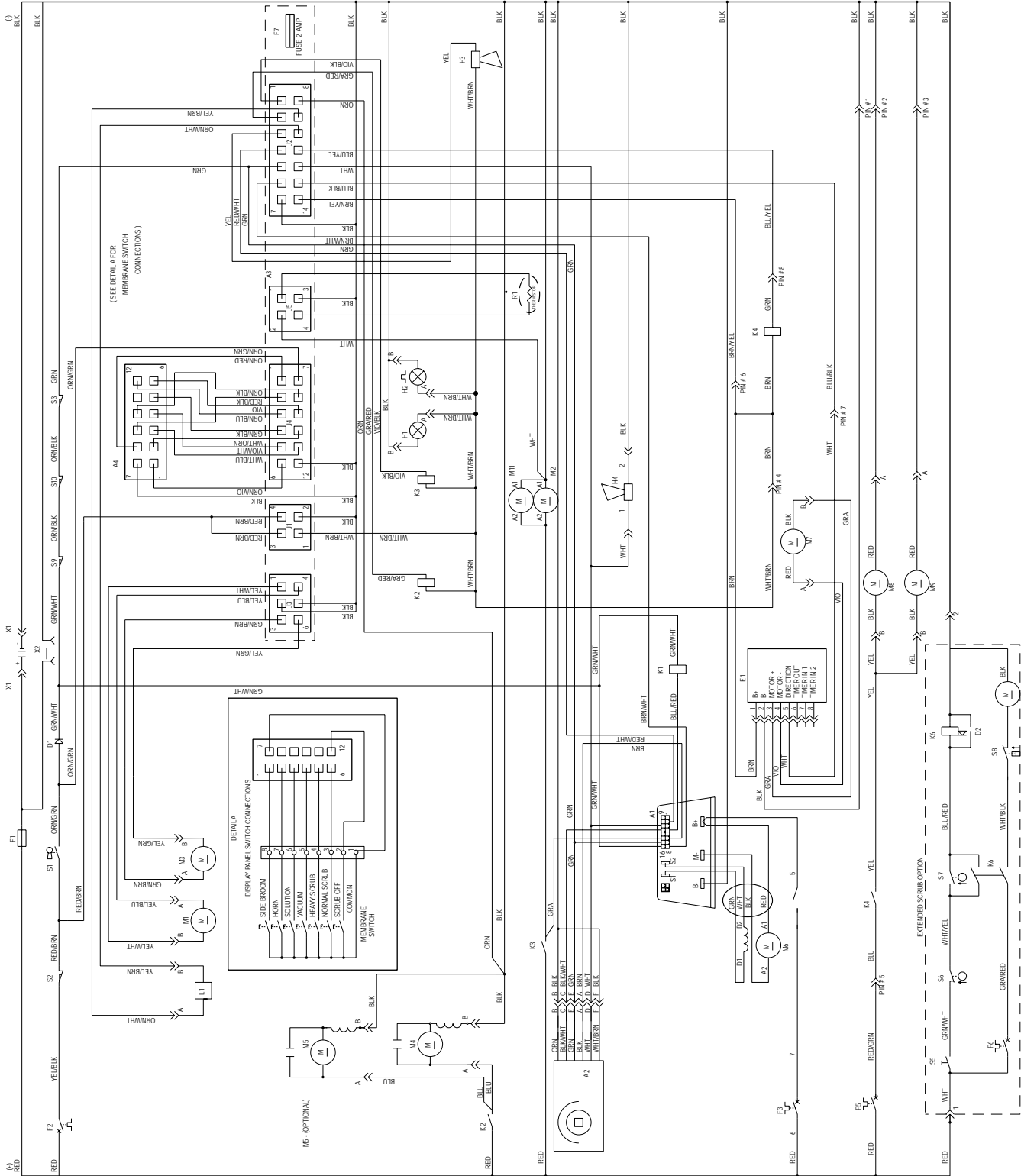
Item	Ref. No.	Qty	Description
1	56002098	3	Wsh, Flt SAE 1/4
2	56002145	6	Scr, Pan Phil 1/4-20 x .50
3	56002192	2	Scr, Pan Phil 10-24 x .75
4	56002462	2	Scr, Pan Phil 1/4-20 x .38
5	56002507	3	Scr, Pan Phil 1/4-20 x .75
6	56002561	2	Nut, Hex W/Shprf 1/4-20
7	56002768	2	Nut, Hex Nyl Loc 10-24
8	56002831	4	Scr, Pan Phil Blk 10-24 x .50
9	56009030	7	Scr, Pan Phil Thd Form 10-24 x .38
10	56009064	1	Wsh, Int Shprf 1/4
11	56009203	2	Stud, 1/4-20
12	56372673	12	Boot, Battery Post
13	56387316	1	Circuit Breaker, 10Amp
14	56409230	1	Circuit Breaker, 80Amp
15	56409240	1	Diode Assembly
16	56481906	2	Plug, Button
17	56459367	1	Boot, Reset Button (2 on 2042 / BR 1100C-XL)
18	56469858	2	Electrical Mount
19	56478246	12	Tie, Cable
20	56003603	7	Scr, Pan Phil Thd Form 1/4-20 x .38
21	56009169	2	Scr, Pan Phil Thd Form 4-40 x .62
22	56009386	4	Scr, Pan Phil M4 x 6
23	56396188	1	Switch, Key
24	56409968	1	Panel, Electrical (Advance before SN1517141 / Nilfisk before SN1517159) TSB 792
	56410378	1	Panel, Electrical (Advance after SN1517140 / Nilfisk after SN1517158) TSB 792
25	56410343	1	Control Assembly TSB 792
26	56410079	1	Display Panel Assembly (3800 / BR 1100)
	56410332	1	Display Panel Assembly (2042 / BR 1100C-XL)
27	56410085	1	Panel
28	56395450	1	Contacto, 36VDC TSB 792
29	56410088	2	Bracket, Contacto
30	56410089	1	Gasket, Elect. Cover
31	56410097	1	Clamp, P
32	56410098	1	Gasket
33	56410112	1	Harness, Main
34	56454827	2	Contacto Assembly
35	56410075	1	Controller, 36VDC
36	56410156	1	Gasket
37	56454538	1	Circuit Breaker, 15 Amp (2042 / BR 1100C-XL only)
38	56454807	1	Resistor Assy
*	56409485	5	Cable, Battery
*	56410112	1	Harness, Main (Advance before SN1517141 / Nilfisk before SN1517159) TSB 792
*	56410379	1	Harness, Main (Advance after SN1517140 / Nilfisk after SN1517158) TSB 792
*	56410113	1	Cable Assembly
*	56410114	1	Cable Assembly
*	56410115	1	Cable Assembly
*	56410116	1	Cable Assembly (Advance before SN1517141 / Nilfisk before SN1517159) TSB 792
*	56410377	1	Cable Assembly (Advance after SN1517140 / Nilfisk after SN1517158) TSB 792
*	56410117	1	Cable Assembly
*	56410118	1	Cable Assembly
*	56410119	1	Cable Assembly
*	56410122	1	Cable Assembly
*	56410123	1	Cable Assembly
*	56410222	1	Cable Ground
*	56398090	2	Clamp, Battery Terminal (BR 1100 only)

* = Not Shown



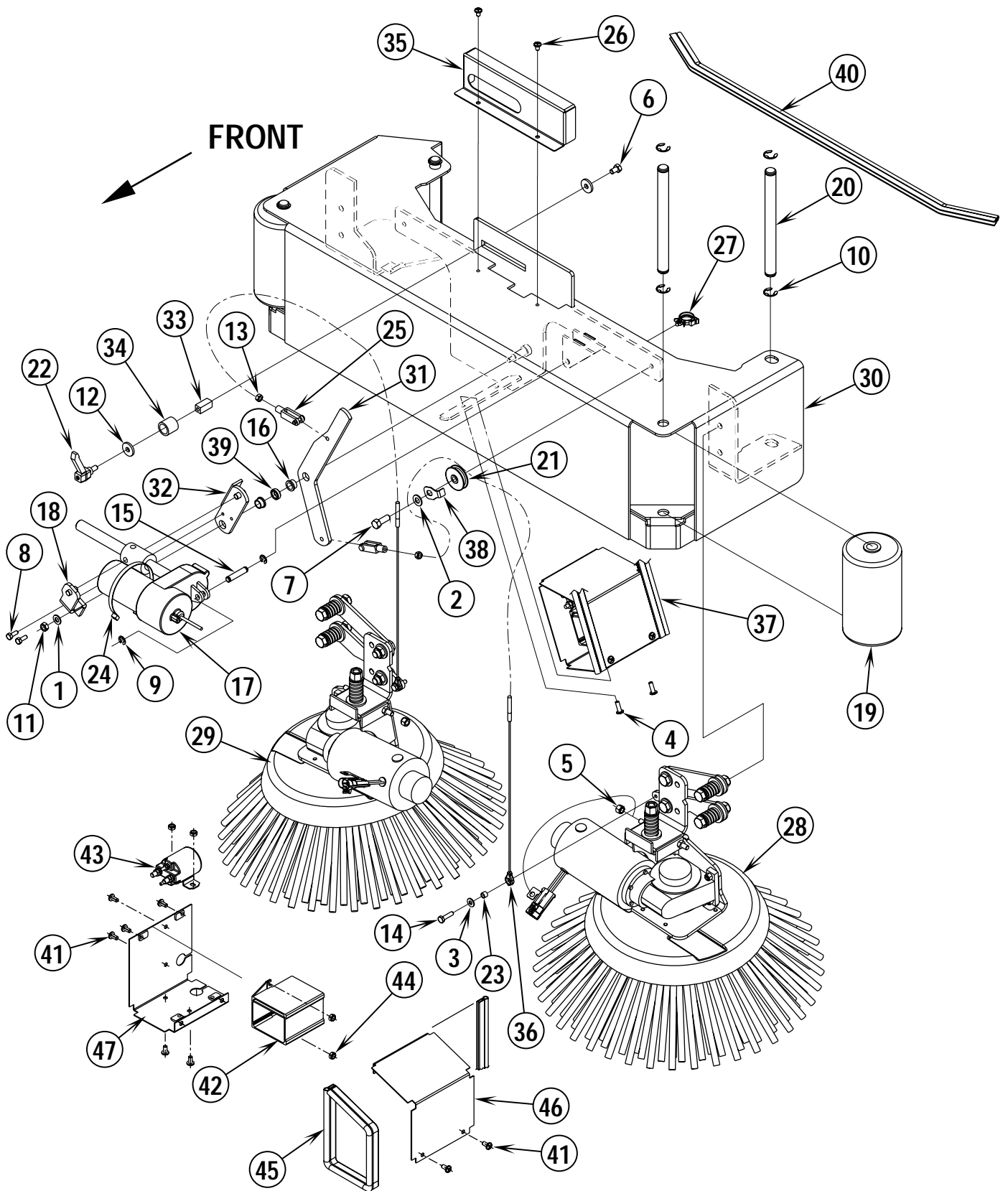
00-7	WIRING DIAGRAM (3800 / BR 1100)	BOOK E		
04-2	Hydro-Retriever™ 3800, 2042 / BR 1100, 1100C, 1100C-XL	E	8.6.1	37

Item	Ref. No.	Qty	Description	Item	Ref. No.	Qty	Description
A1	56410075	1	Speed Controller	X1	56409444	1	Battery Disconnect (Connector Assembly)
A2	56416169	1	Throttle Control (Electronic Throttle)	X2	56410120	1	Charger Connector (Charger Plug Assembly)
A3	56410343	1	Main Control (Control Assembly) TSB 792				
A4	56410079	1	Display Control (Display Panel Assembly)				
BT	N/A	1	36Vdc Battery				
D1	56409228	1	Diode				
D2	N/A	1	Diode				
E1	56409712	1	RFI Filter				
F1	56410044	1	Fuse, 250 Amp (Main)				
F2	56387316	1	Circuit Breaker, 10 Amp (Control Circuit)				
F3	56409230	1	Circuit Breaker, 80 Amp (Wheel Drive)				
F4	56454538	1	Circuit Breaker, 15 Amp (Optional Pre-Sweep)				
F5	56454538	1	Circuit Breaker, 15 Amp (Dust Control, Optional)				
F6	56228414	1	Circuit Breaker, 3.5 Amp (Extended Scrub, Optional)				
F7	N/A	1	Horn Fuse, 2 Amp (Located on A3 Circuit Board)				
H1	56409239	1	Head Light (Optional)				
H2	56482463	1	Strobe Light (Optional)				
H3	56482365	1	Horn				
H4	56409232	1	Back-Up Alarm (Optional)				
K1	56454827	1	Contactor, Main				
K2	56395450	1	Contactor, Vac Motor TSB 792				
K3	56454827	1	Contactor, Brush Motor				
K4	56395450	1	Contactor, Dust Control (Optional) TSB 795				
K5	56395450	1	Contactor, Main And Side Broom (Optional) TSB 795				
K6	56261219	1	Contactor, Pump (Optional)				
L1	56409154	1	Solenoid Valve				
M1	56393303	1	Actuator Motor Brush Up/Dn				
M2	56409912	1	Scrub Brush Motor (disc)				
	56410359	1	Scrub Brush Motor (cyl.)				
M3	56393303	1	Actuator Motor Squeegee Up/Dn				
M4	56410065	1	Vacuum Motor				
M5	56410065	1	Vacuum Motor (Optional)				
M6	56410134	1	Wheel Drive Motor				
M7	56409713	1	Side Broom Motor (with RFI filter) (Optional)				
	56469530	1	Side Broom Motor (without RFI filter) (Optional)				
M8	56261210	1	Main Broom Motor (Optional)				
M9	56410262	1	Vac. Motor Dust Control (Optional)				
M10	56409611	1	Pump Motor (Optional)				
M11	56410359	1	Scrub Brush Motor (cyl.)				
R1	56410113	1	Thermistor				
S1	56396188	1	Main Switch				
S2	56410039	1	Charger Interlock Switch				
S3	56409613	1	Switch, Seat				
S4	N/A	1	Pre-Sweep Switch (Optional)				
S5	56393312	1	Extended Scrub Switch (Optional)				
S6	56388167	1	Switch, Pump Stop (Optional) (Mercury Switch)				
S7	56388167	1	Switch, Pump Start (Optional) (Mercury Switch)				
S8	56503014	1	Switch, Pressure (Optional)				
S9	56459931	1	Switch, Interlock (Battery Rollout Models)				
S10	56459931	1	Switch, Interlock (Battery Rollout Models)				



00-7	WIRING DIAGRAM (2042 / BR 1100C-XL)	BOOK E		
04-2	Hydro-Retriever™ 3800, 2042 / BR 1100, 1100C, 1100C-XL	E	8.6.1	39

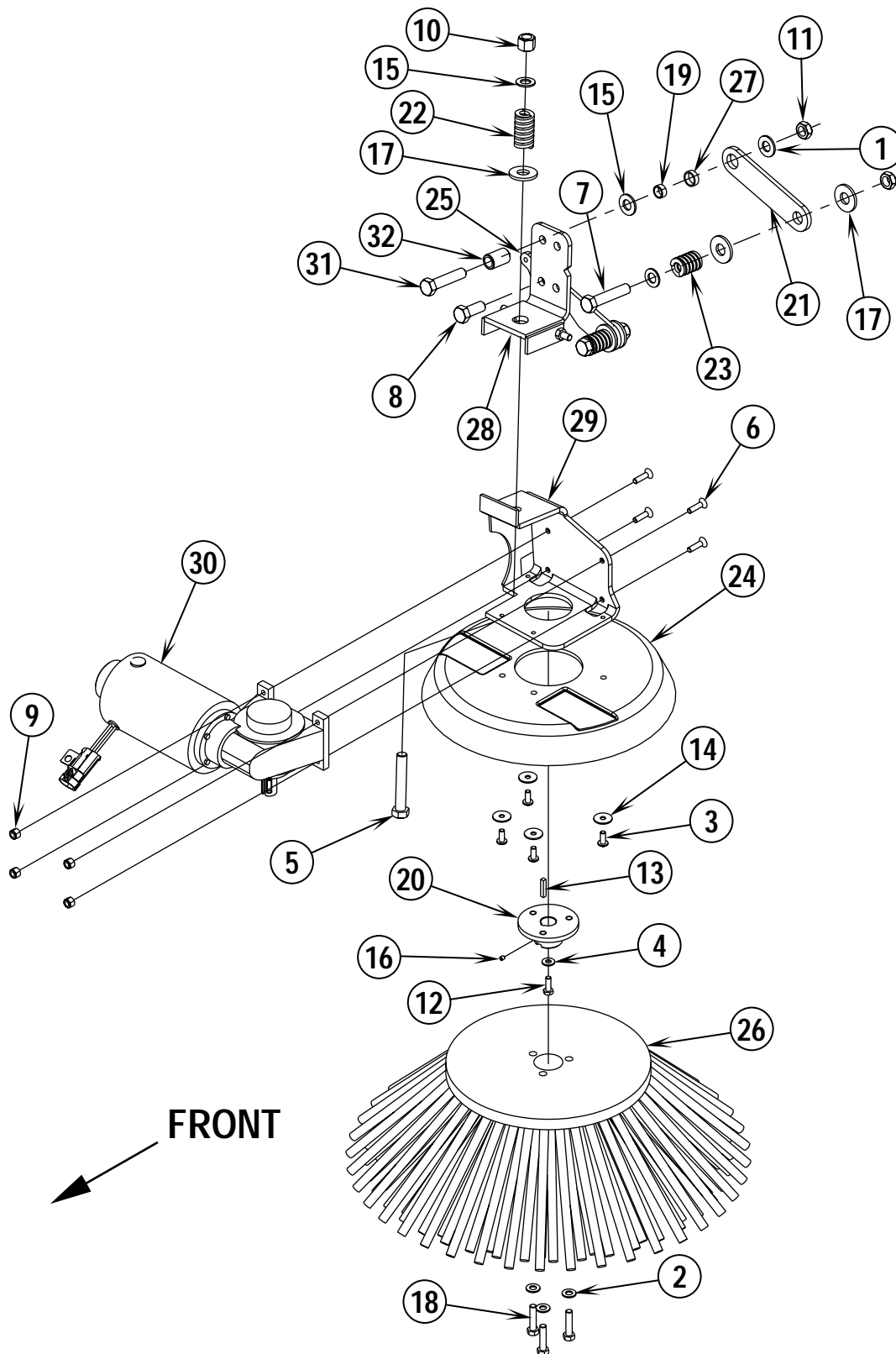
Item	Ref. No.	Qty	Description	Item	Ref. No.	Qty	Description
A1	56410075	1	Speed Controller	X1	56409444	1	Battery Disconnect (Connector Assembly)
A2	56416169	1	Throttle Control (Electronic Throttle)	X2	56410120	1	Charger Connector (Charger Plug Assembly)
A3	56410343	1	Main Control (Control Assembly) TSB 792				
A4	56410332	1	Display Control (Display Panel Assembly)				
BT	N/A	1	36Vdc Battery				
D1	56409228	1	Diode				
D2	N/A	1	Diode				
E1	56392001	1	Actuator Module				
F1	56410044	1	Fuse, 250 Amp (Main)				
F2	56387316	1	Circuit Breaker, 10 Amp (Control Circuit)				
F3	56409230	1	Circuit Breaker, 80 Amp (Wheel Drive)				
F5	56454538	1	Circuit Breaker, 15 Amp (Side Brooms)				
F6	56228414	1	Circuit Breaker, 3.5 Amp (Extended Scrub, Optional)				
F7	N/A	1	Horn Fuse, 2 Amp (Located on A3 Circuit Board)				
H1	56409239	1	Head Light (Optional)				
H2	56482463	1	Strobe Light (Optional)				
H3	56482365	1	Horn				
H4	56409232	1	Back-Up Alarm (Optional)				
K1	56454827	1	Contactor, Wheel Drive				
K2	56395450	1	Contactor, Vac Motor TSB 792				
K3	56454827	1	Contactor, Brush Motor				
K4	56395450	1	Contactor, Side Brooms				
K6	56261219	1	Contactor, Pump (Optional)				
L1	56409154	1	Solenoid Valve				
M1	56393303	1	Actuator Motor Brush Up/Dn				
M2	56410359	1	Scrub Brush Motor				
M3	56393303	1	Actuator Motor Squeegee Up/Dn				
M4	56410065	1	Vacuum Motor				
M5	56410065	1	Vacuum Motor (Optional)				
M6	56410134	1	Wheel Drive Motor				
M7	56409713	1	Actuator Motor Side Brooms Up/Dn				
M8	56410307	1	Side Broom Motor, Right				
M9	56410352	1	Side Broom Motor, Left				
M10	56409611	1	Pump Motor (Optional)				
M11	56410359	1	Scrub Brush Motor				
R1	56410113	1	Thermistor				
S1	56396188	1	Main Switch				
S2	56410039	1	Charger Interlock Switch				
S3	56409613	1	Switch, Seat				
S5	56393312	1	Extended Scrub Switch (Optional)				
S6	56388167	1	Switch, Pump Stop (Optional) (Mercury Switch)				
S7	56388167	1	Switch, Pump Start (Optional) (Mercury Switch)				
S8	56503014	1	Switch, Pressure (Optional)				
S9	56459931	1	Switch, Interlock (Battery Rollout Models)				
S10	56459931	1	Switch, Interlock (Battery Rollout Models)				



00-7	SWEEP SYSTEM (2042 / BR 1100C-XL)	BOOK E		
02-5	Hydro-Retriever™ 3800, 2042 / BR 1100, 1100C, 1100C-XL	E	8.6.1	41

Item	Ref. No.	Qty	Description
1	56001939	1	Wsh, Flt SAE 5/16
2	56002063	2	Wsh, Flt SAE 3/8
3	56002098	2	Wsh, Flt SAE 1/4
4	56002507	2	Scr, Pan Phil 1/4-20 x .75
5	56002701	2	Nut, Hex Nyl Loc 5/16-18
6	56002923	1	Scr, Hex Hd Loc 5/16-18 x .50
7	56002947	2	Scr, Hex Hd Loc 3/8-16 x 1.00
8	56003174	2	Scr, Hex Thd To Hd M6-1.00 x 16mm
9	56003262	2	Ring, Ret Ext Type E .38 Dia.
10	56003266	8	Ring, Ret Ext Type E .38 Dia.
11	56003389	1	Nut, Hex Nyl Loc M8-1.25
12	56009057	2	Wsh, Flt Harden .344 x 1.000 x .120/.135
13	56009142	2	Nut, Hex Machine 1/4-28
14	56009182	2	Scr, Hex Thd Form 1/4-20 x 1.00
15	56388672	1	Pin
16	56185264	2	Bearing, Flange
17	56393303	1	Actuator, Motor
*	56470433	1	Carbon Brush Kit for 56393303
*	56393790	2	Replacement Limit Switch
*	56388520	1	Replacement Actuator Nut
18	56407110	1	Half Yoke Weldment
19	56409335	2	Bumper
20	56409336	4	Pin
21	56416546	2	Shielded Pulley
22	56416597	1	Handle, Adjustable
23	56453849	2	Bushing .26 x .37 x .28
24	56477613	1	Tie, Cable
25	56482542	2	Clevis Assy
26	56003603	2	Scr, Pan Phil Thd Form 1/4-20 x .38
27	56393471	1	Clip, Conduit
28	56410305	1	Left Side Broom Assy
29	56410306	1	Right Side Broom Assy
30	56410309	1	Sweeper Frame Weld't.
31	56410318	1	Bar, Pivot
32	56410319	1	Arm Weld't. TSB 814
33	56410321	1	Nut, Clamp
34	56410322	1	Spacer
35	56410323	1	Cover
36	56410326	2	Cable, Side Broom
37	56410328	1	Electrical Box Assy(#41-47)
38	56410342	2	Guide, Cable
39	56481456	1	Bushing
40	56410368	1	Trim Seal
41	56009062	8	Scr, Pan Phil 1/4-20 x .50
42	56392001	1	Control Module Assy
43	56395450	1	Contact, 36VDC
44	56002840	2	Nut, Hex Nyl Loc-Thin 1/4-20
45	56410327	2	Trim Seal
46	56410329	1	Cover Panel
47	56410333	1	Panel Weld't.
*	56410340	1	Wiring Harness

* = Not Shown



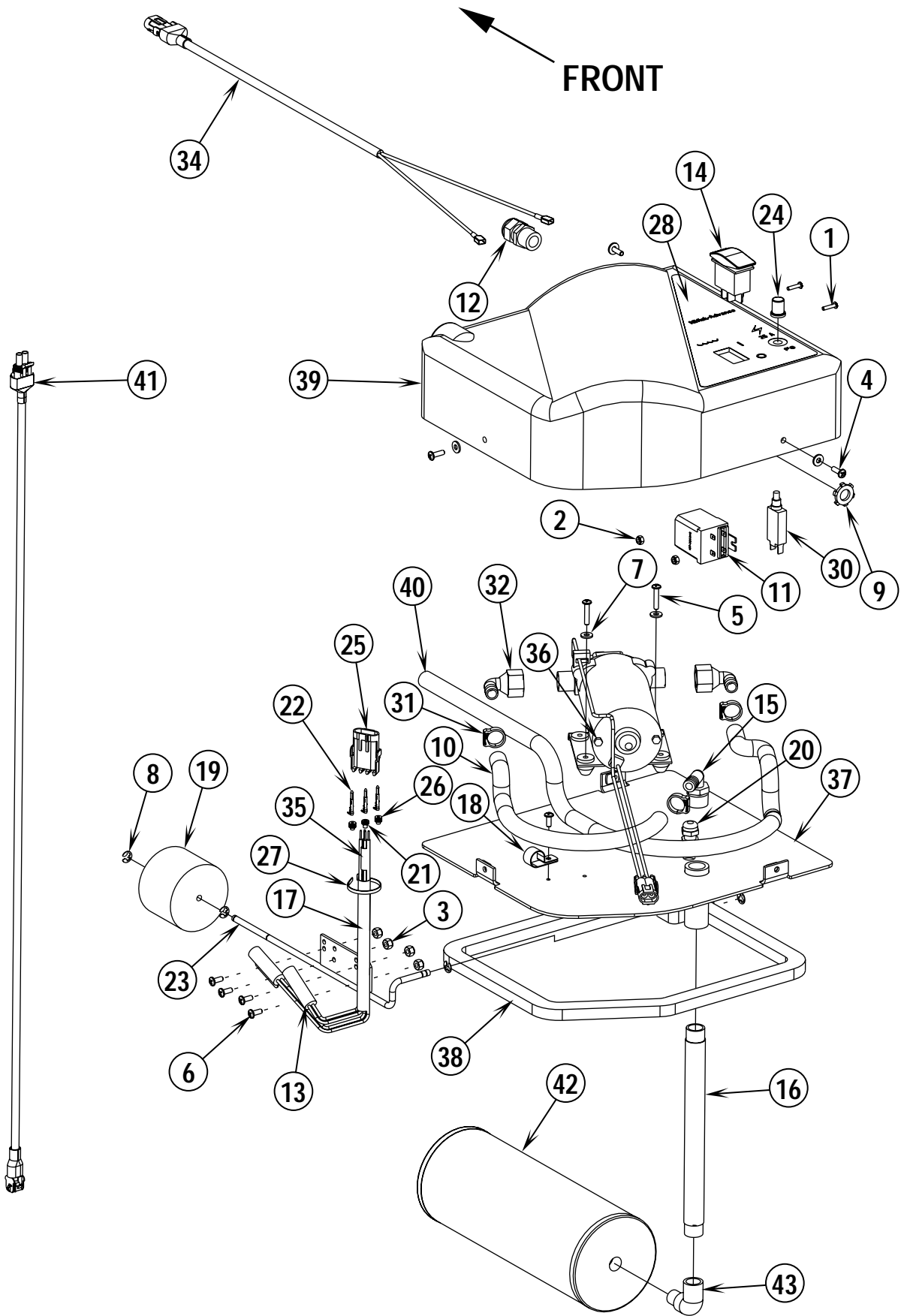
00-7	SIDE BROOM ASSEMBLIES (2042 / BR 1100C-XL)	BOOK E		
02-4	Hydro-Retriever™ 3800, 2042 / BR 1100, 1100C, 1100C-XL	E	8.6.1	43

Item	Ref. No.	Qty	Description
	56410305	1	Left Side Broom Assy
	56410306	1	Right Side Broom Assy
1	56001879	4	Wsh, Flt SAE 1/2
2	56001939	3	Wsh, Flt SAE 5/16
3	56002066	4	Scr, Pan Phil 1/4-20 x .62
4	56002098	1	Wsh, Flt SAE 1/4
5	56002355	1	Scr, Hex Hd 1/2-13 x 3.00
6	56002457	4	Scr, Flt Soc 1/4-20 x 1.00
7	56002533	2	Scr, Hex Hd 1/2-13 x 2.50
8	56002665	1	Scr, Hex Thd To Hd 1/2-13 x 1.25
9	56002708	4	Nut, Hex Nyl Loc 1/4-20
10	56002770	1	Nut, Hex Nyl Loc 1/2-13
11	56002843	4	Nut, Hex Nyl Loc-Thin 1/2-13
12	56002948	1	Scr, Hex Hd Loc 1/4-20 x .75
13	56003239	1	Key, Sq .19 x 1.00
14	56009002	4	Wsh, Flt .266 x .906 x .060
15	56009017	3	Wsh, Flt Harden .516 x .938 x .750
16	56009084	1	Scr, Soc Set Loc 10-24 x .19
17	56009115	5	Wsh, Flt Harden .594 x 1.375 x .134
18	56009256	3	Scr, Hex Hd 5/16-18 x 1.38
19	56365030	2	Bushing .50 x .62 x .27
20	56416023	1	Hub
21	56416499	1	Link, Side Broom
22	56416507	1	Spring, Die
23	56416508	2	Spring, Die
24	56416538	1	Broom Guard
25	56416547	1	Link, Side Broom
26	56462252	1	Broom, Side (standard)
**	56505629	1	Broom, Side, White Poly (optional)
27	56478781	2	Bearing, Sleeve
28	56410291	1	Bracket Weld't.
29	56410299	1	Left Gearmotor Mount Weld't.
*	56410300	1	Right Gearmotor Mount Weld't.
30	56410352	1	Left Gearmotor Assy
*	56410307	1	Right Gearmotor Assy
*	56416608	A/R	Carbon Brush (2 per motor)
31	56001920	1	Scr, Hex Hd 1/2-13 x 2.25
32	56440698	1	Bushing .51 x .75 x 1.10

* = Not Shown

** = Optional

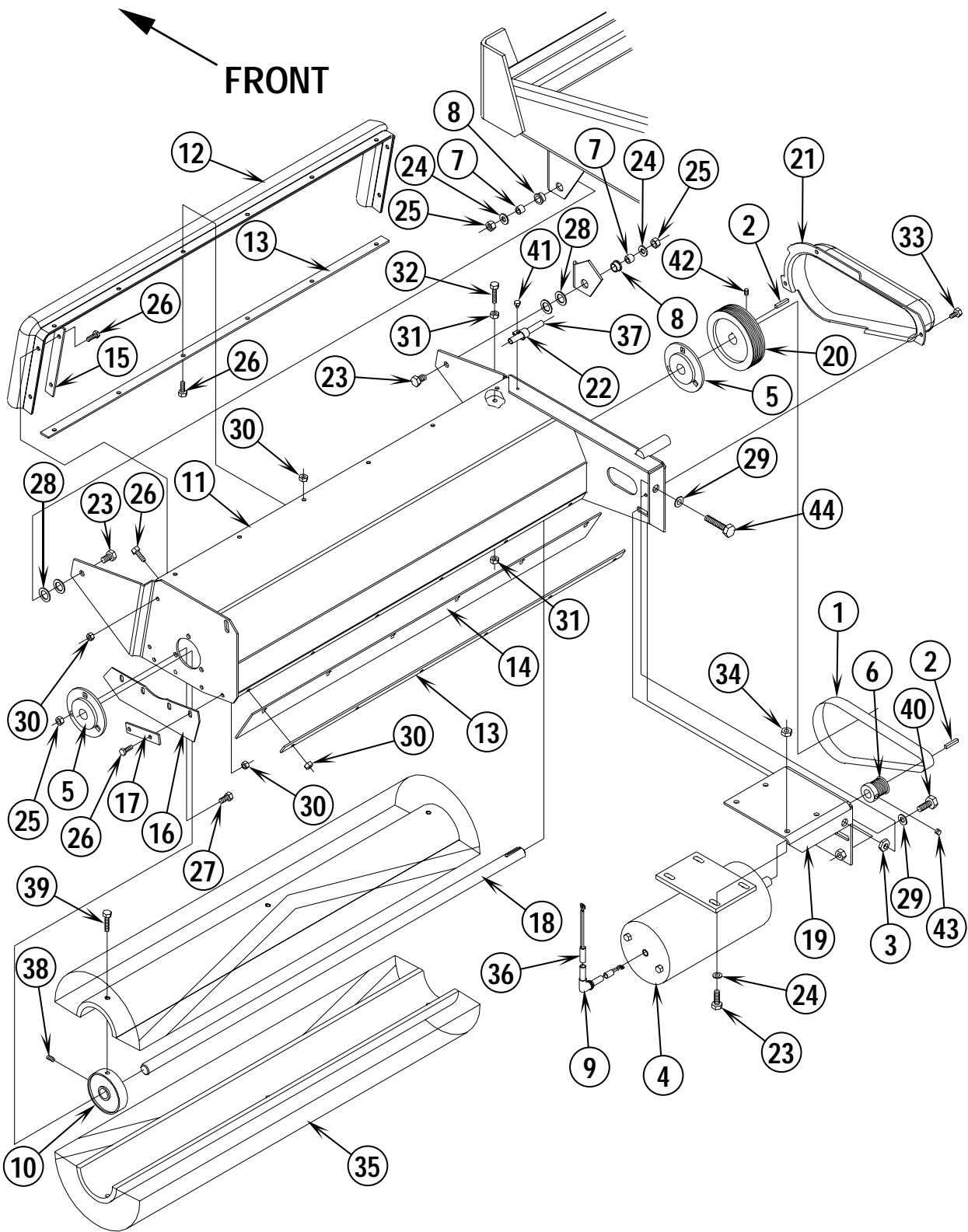
NOTE: All quantities are for one side broom assembly.



00-7	EXTENDED SCRUB KIT	BOOK E		
02-1	Hydro-Retriever™ 3800, 2042 / BR 1100, 1100C, 1100C-XL	E	8.6.1	45

Item	Ref. No.	Qty	Description
	56410196	1	Extended Scrub Kit
1	56002005	2	Scr, Pan Phil 6-32 x .62
2	56002830	2	Nut, Hex Nyl Loc 6-32
3	56002836	4	Nut, Hex Nyl SS 10-24
4	56002896	3	Scr, Pan Phil SS 10-24 x .62
5	56002898	2	Scr, Pan Phil SS 10-24 x 1.00
6	56002900	5	Scr, Pan Phil SS 10-24 x .50
7	56002916	5	Wsh, Flt SAE SS #10
8	56003268	4	Ring, Ret Ext Type E Reinf. .25 Dia.
9	56009095	1	Nut, Conduit Lock 1/2-14
10	56260930	1	Hose, Nylon Braid
11	56261219	1	Relay
12	56323135	1	Strain Relief
13	56388167	2	Switch, Encl Mercury
14	56393312	1	Switch, Rocker
15	56409152	1	Barb, 90 Elbow 1/2 x 1/2 NPT
16	56409226	1	Nipple, 1/4-18
17	56409608	1	Sleeve, R.S.
18	56442003	1	Clamp, P
19	56456023	1	Float, Foam
20	56456027	1	Strain Relief
21	56459263	1	Seal, Weather Pack
22	56459264	3	Terminal, Weather Pack, Male
23	56459320	1	Rod Weldment
24	56459367	1	Boot, Reset Button
25	56462072	1	Connector, Male
26	56462074	2	Seal, Weather Pack
27	56478246	1	Tie, Cable
28	56016369	1	Decal, Extended Scrub
29	56040729	1	Instruction Sheet (not shown)
30	56228414	1	Circuit Breaker, 3.5A
31	56254142	3	Clamp, Hose
32	56261246	2	Elbow, Shur-Flo
33	56409264	1	Harness, Extended Scrub
34	56409434	1	Cord Assembly 14/2 x 24
35	56409607	1	Tube, Heatshrink
36	56409611	1	Pump Assembly
*	56260740	1	Diaphragm Kit
*	56260741	1	Valve Kit
*	56503014	1	Pressure Switch
*	56503030	1	Check Valve Repair Kit
37	56410232	1	Base Weldment
38	56410240	1	Gasket, Recycler
39	56410241	1	Cover, Recycler
40	56410242	1	Hose, Nylon Braid
41	56410243	1	Cord, Recycle
42	56456035	1	Strainer
43	56742125	1	Elbow, 90 Street

* = Not Shown



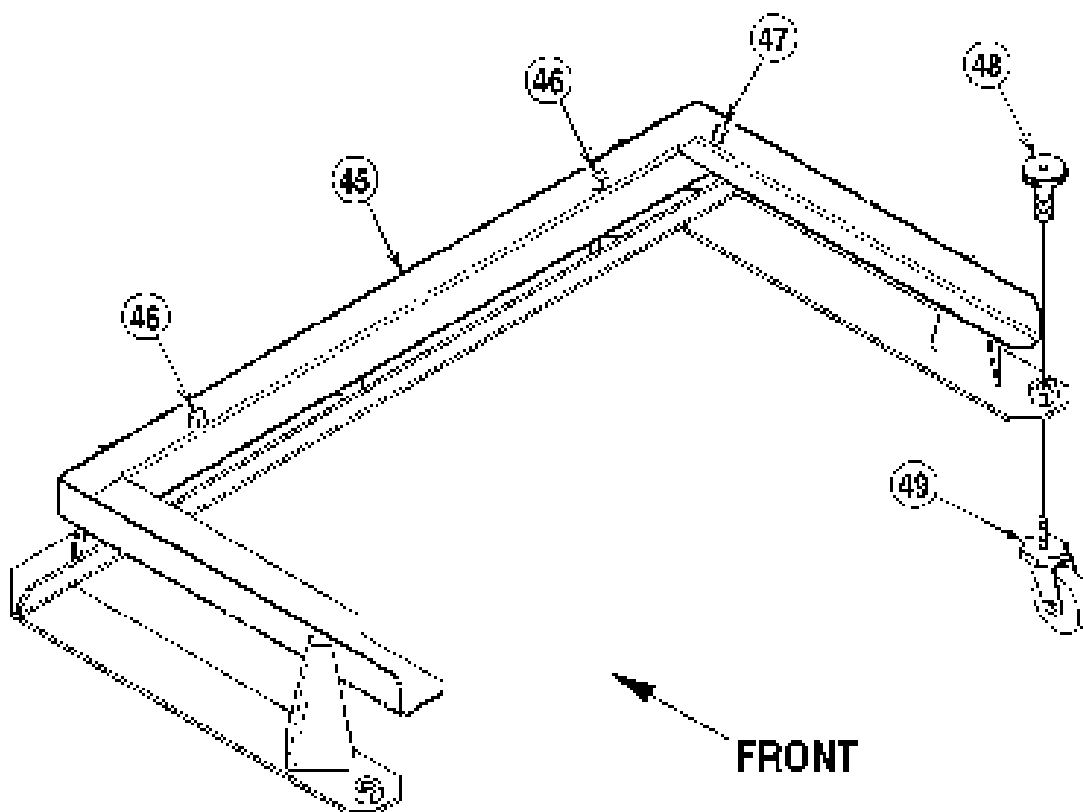
00-7	PRESWEEP KIT(BROOM HOUSING)	BOOK E		
03-1	Hydro-Retriever™ 3800, 2042 / BR 1100, 1100C, 1100C-XL	E	8.6.1	47

Item	Ref. No.	Qty	Description	Item	Ref. No.	Qty	Description
	56410193	1	Presweep Kit NOTE #1	26	56002155	24	1/4-20 x 3/4 Screw
*	56040724	1	Instruction Sheet	27	56002035	6	5/16-18 x 5/8 Bolt
1	56755263	1	Poly V Belt	28	56151858	4	Thrust Bearing
2	56003240	2	Key	29	56002063	2	3/8 Flat Washer
3	56009085	1	3/8-16 Jam Nut	30	56002708	24	1/4-20 Nyl Loc Nut
4	56261210	1	Motor	31	56009087	2	1/4-20 Jam Nut
5	56393601	2	Flange Bearing	32	56002047	1	1/4-20 x 1-1/4 Screw
6	56387542	1	Sheave	33	56009033	3	1/4-20 x 1/2 HP-5 Screw
7	56244941	2	Bushing	34	56002701	4	5/16-18 Nyl Loc Nut
8	56185264	2	Flange Bearing	35	56505626	1	Main Broom
9	56754199	1	Strain Relief	36	56410245	1	Cord (before SN1520210) TSB 795
10	56475462	3	Insert		56410383	1	Cord (after SN1520209) TSB 795
11	56409296	1	Broom Housing	37	56410246	1	Cord (before SN1520210) TSB 795
12	56409266	1	Seal		56410384	1	Cord (after SN1520209) TSB 795
13	56409267	2	Seal Strap	38	56002119	3	1/4-20 x 1/2 Loc Set Screw
14	56409268	1	Rear Skirt	39	56009088	6	1/4-20 x 1-1/4 HP-5 Screw
15	56409278	2	Side Front Strap	40	56002947	1	3/8-16 x 1 Loc Bolt
16	56409279	2	Side Skirt	41	56009012	1	#10-24 x 3/8 HP-5 Screw
17	56409280	4	Side Skirt Strap	42	56002930	2	1/4-20 x 3/8 Loc Set Screw
18	56409282	1	Shaft	43	56002086	2	5/16-18 x 1/4 Loc Set Screw
19	56409283	1	Motor Bracket	44	56002470	1	3/8-16 x 2 Bolt
20	56409284	1	Sheave		56409547	1	Presweep Cart Assembly (#45-49) Note #2:
21	56409286	1	Belt Guard	45	56409548	1	Frame
22	56300152	1	Cable Clamp	46	56382566	2	Bumper
23	56002221	6	5/16-18 x 1 Bolt	47	56402940	2	Bumper
24	56001939	6	5/16 Flat Washer	48	56409555	3	Adjusting Knob
25	56002826	8	5/16-18 Thin Nyl Loc Nut	49	56458838	3	Caster Wheel

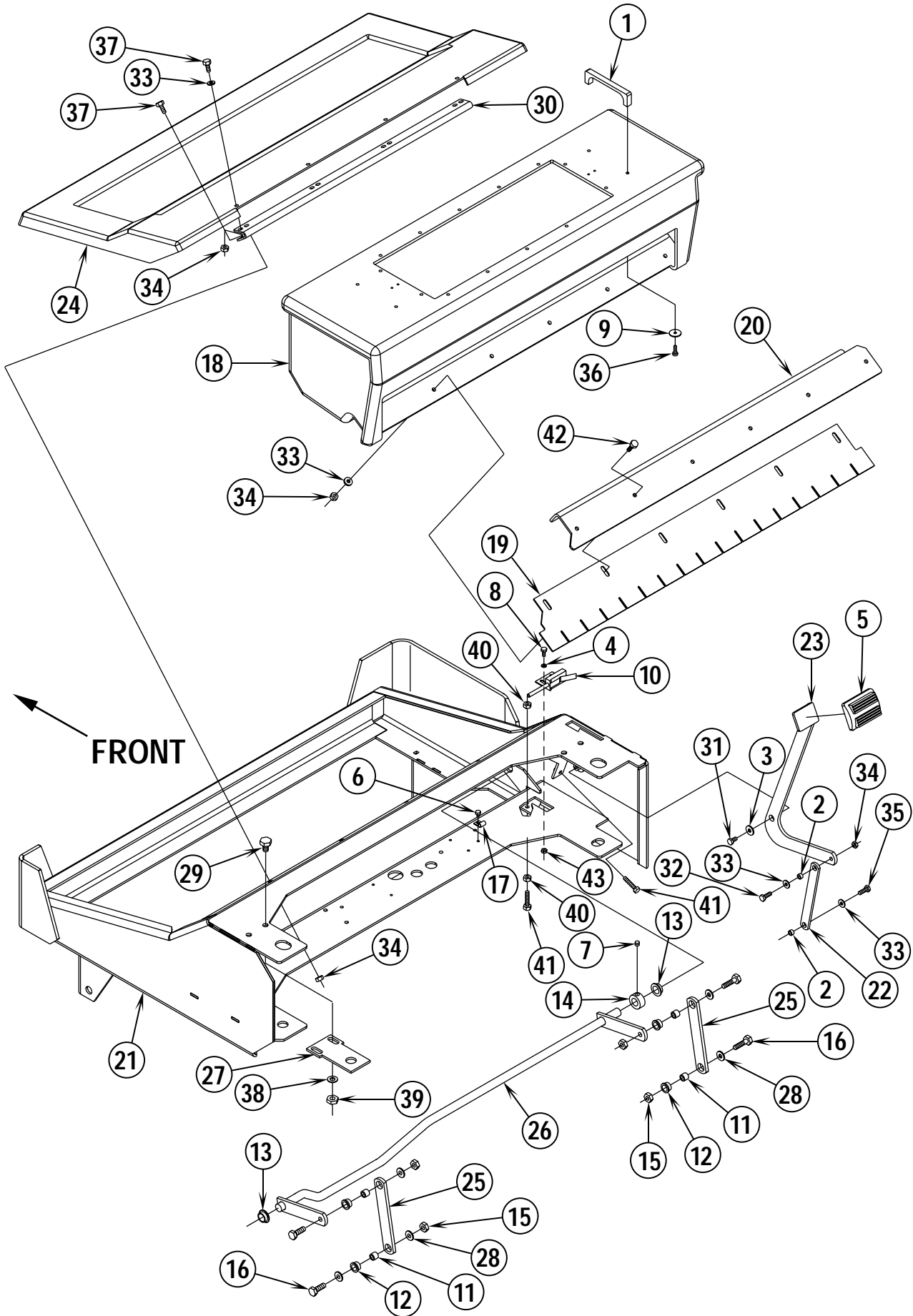
* = Not Shown

Note #1: The Presweep Kit PN56410193 does not include the Presweep Cart Assembly PN56409547.

Note #2: The Presweep Cart Assembly is used to sit the Presweep Assembly on for storage and moving to and from the machine.

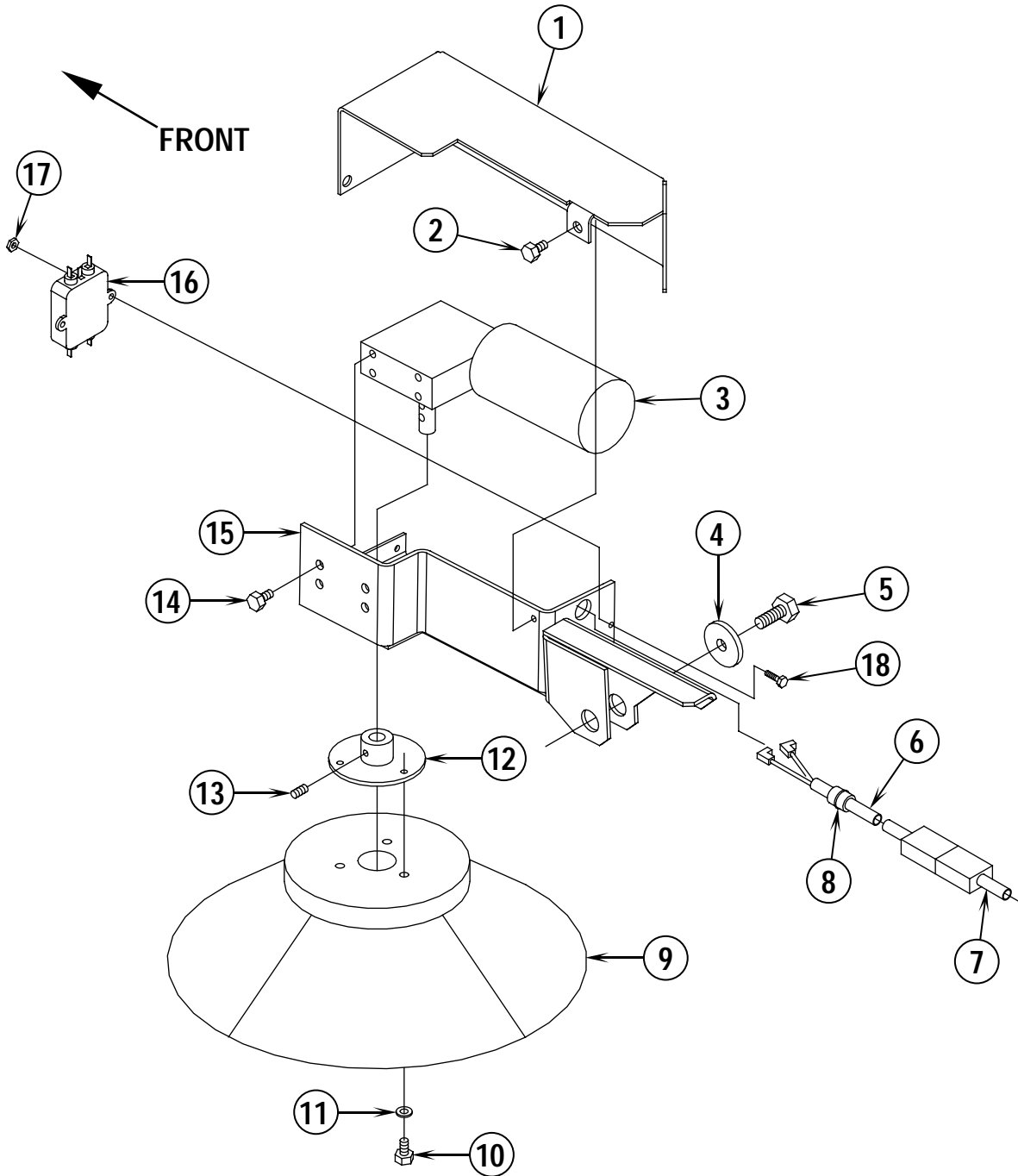


FORM NO. 56042410



00-7	PRESWEEP KIT(FRAME & HOPPER)	BOOK E		
02-1	Hydro-Retriever™ 3800, 2042 / BR 1100, 1100C, 1100C-XL	E	8.6.1	49

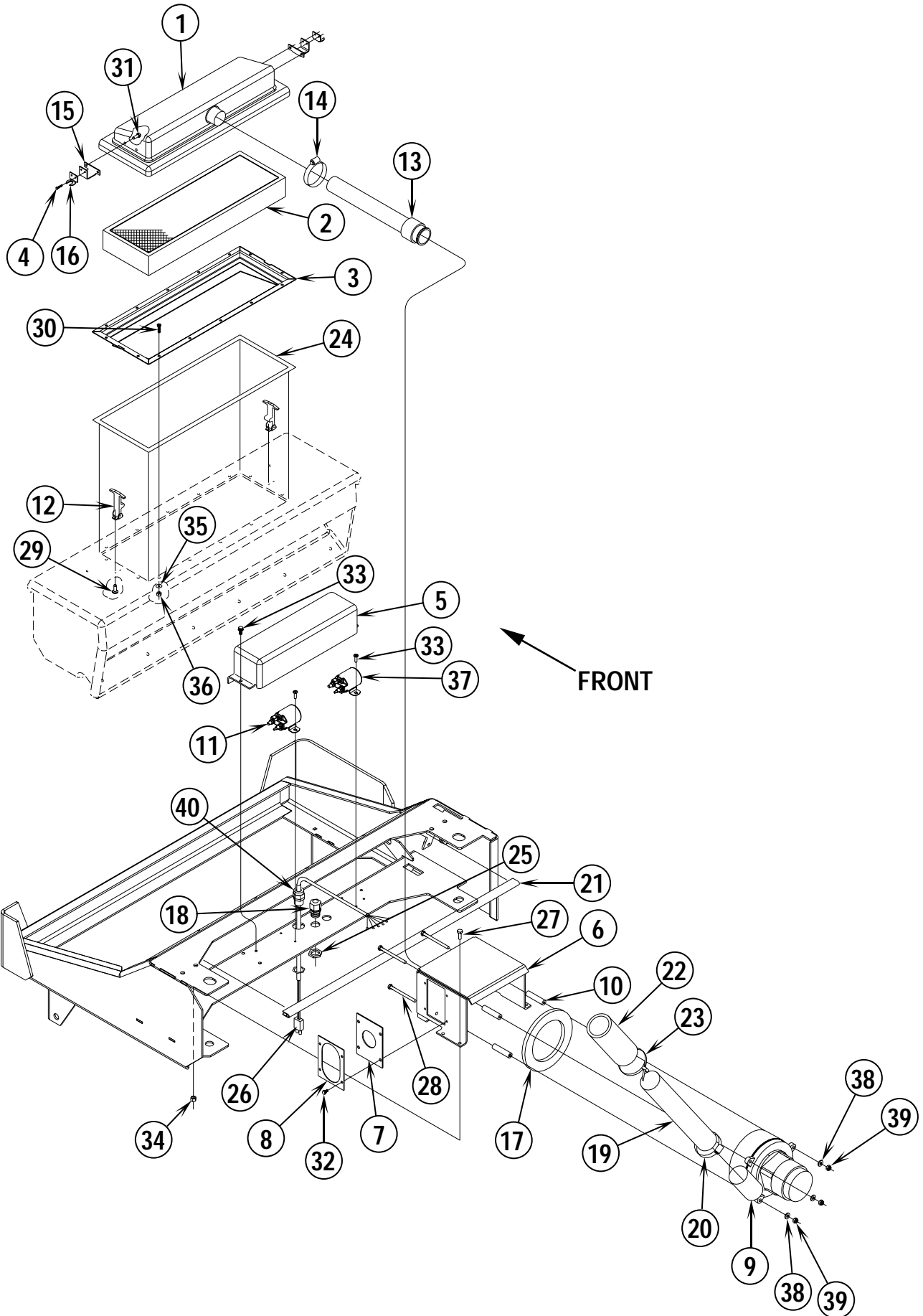
Item	Ref. No.	Qty	Description
1	56300101	2	Handle
2	56379298	2	Bushing
3	56009002	1	Washer
4	56001954	2	#10 Flat Washer
5	56365002	1	Rubber Pad
6	56009012	1	#10-24 x 3/8 HP-5 Screw
7	56002086	1	5/16-18 x 1/4 Loc Set Screw
8	56002503	2	#10-24 x 1/2 Screw
9	56009096	4	Washer
10	56410249	1	Switch (before SN1520210) TSB 795
	56410385	1	Switch (after SN1520209) TSB 795
11	56244941	4	Bushing
12	56185264	4	Flange Bearing
13	56470173	2	Flange Bearing
14	56367354	1	Collar
15	56002701	4	5/16-18 Nyl Loc Nut
16	56001834	4	5/16-18 x 1-1/4 Bolt
17	56481890	1	P Clamp
18	56409803	1	Hopper
19	56409270	1	Front Skirt
20	56409271	1	Front Flap Strap
21	56410204	1	Frame
22	56409293	1	Strap
23	56409298	1	Lift Lever
24	56409657	1	Cover
25	56409395	2	Strap
26	56409767	1	Rod
27	56409481	2	Plate
28	56001939	5	5/16 Flat Washer
29	56002127	4	3/8-16 x 3/4 Bolt
30	56459192	1	Hinge
31	56003039	1	1/4-20 x 1/2 Loc Screw
32	56002155	1	1/4-20 x 3/4 Screw
33	56002098	15	1/4 Flat Washer
34	56002840	14	1/4-20 Thin Nyl Loc Nut
35	56002948	1	1/4-20 x 3/4 Loc Screw
36	56002124	4	#10-24 x 5/8 Screw
37	56001836	8	1/4-20 x 5/8 Screw
38	56002063	4	3/8 Flat Washer
39	56002841	4	3/8-16 Thin Nyl Loc Nut
40	56009087	2	1/4-20 Jam Nut
41	56002047	2	1/4-20 x 1-1/4 Screw
42	56001821	6	1/4-20 x 7/8 Screw
43	56002768	2	#10-24 Nyl Loc Nut



00-7	PRESWEEP KIT(SIDE BROOM)	BOOK E		
02-1	Hydro-Retriever™ 3800, 2042 / BR 1100, 1100C, 1100C-XL	E	8.6.1	51

Item	Ref. No.	Qty	Description
1	56409715	1	Cover Plate
2	56009033	9	1/4-20 x 1/2 HP-5 Screw
3	56409713	1	Motor
*	56471129	1	Carbon Brush Kit (for 56409713)
*	56471167	1	Gear Assembly Replacement (for 56409713)
4	56367117	1	Washer
5	56002947	1	3/8-16 x 1 Loc Bolt
6	56409714	1	Cord
7	56410246	1	Cord (before SN1520210) TSB 795
	56410384	1	Cord (after SN1520209) TSB 795
8	56163015	1	Strain Relief
9	56475179	1	Side Broom
10	56001854	3	1/4-20 x 1/2 Screw
11	56002098	15	1/4 Flat Washer
12	56467522	1	Brush Holder
13	56002119	4	1/4-20 x 1/2 Loc Set Screw
14	56002933	4	1/4-20 x 3/8 Loc Screw
15	56409716	1	Side Broom Mount
16	56409712	1	RFI Filter
17	56002802	2	Nut, Hex Nyl Loc 8-32
18	56003007	2	Scr, Hex Hd 8-32 x .50

* = Item Not Shown

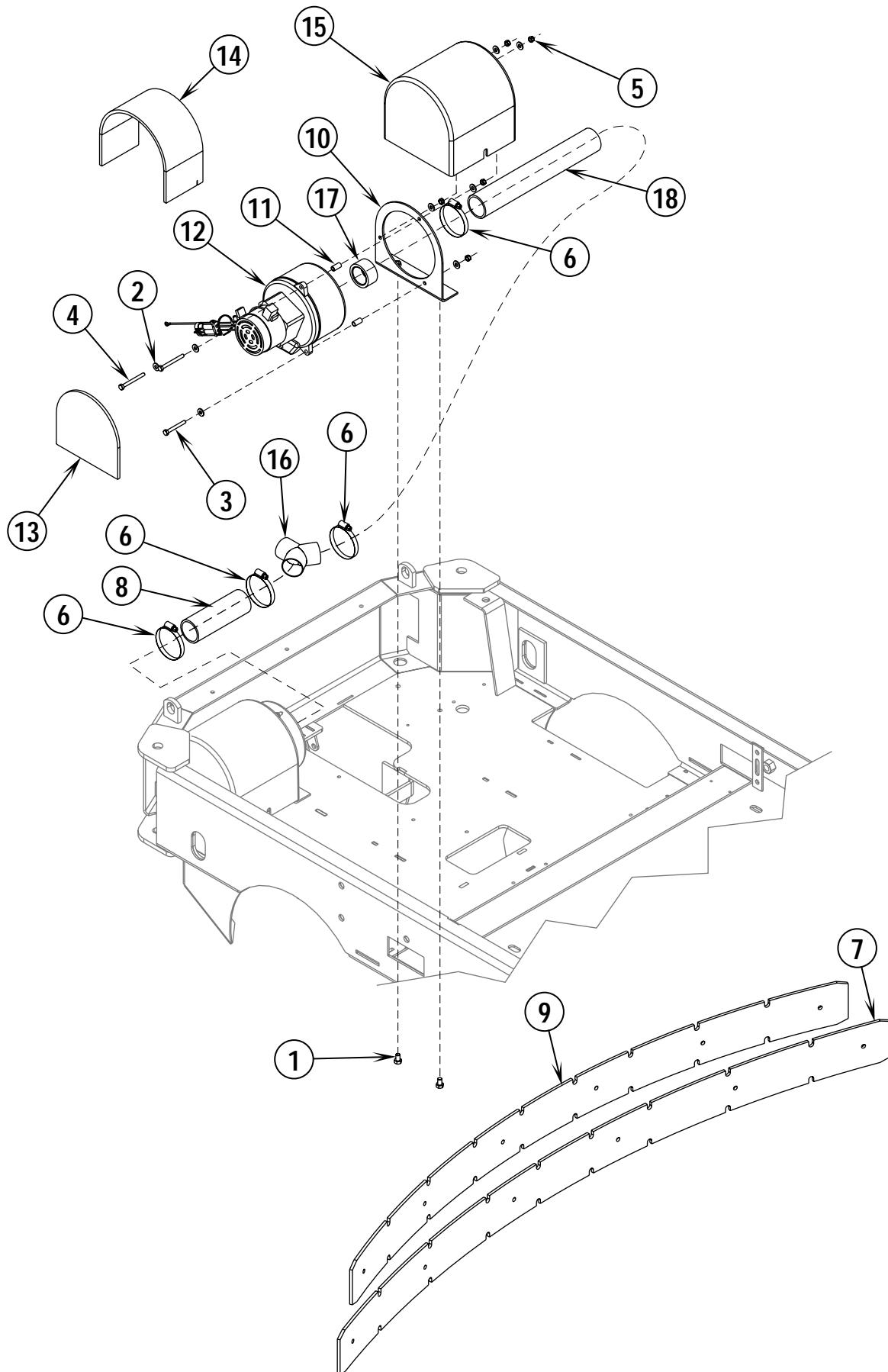


00-7	PRESWEEP KIT(DUST CONTROL)	BOOK E		
02-1	Hydro-Retriever™ 3800, 2042 / BR 1100, 1100C, 1100C-XL	E	8.6.1	53

Item	Ref. No.	Qty	Description
1	56409758	1	Filter Cover
2	56409760	1	Filter Assy
3	56409757	1	Filter Retainer
4	56003419	4	Rivet, Blind
5	56409768	1	Cover
6	56409762	1	Vac Motor Mount
7	56409765	1	Boot
8	56409764	1	Plate, Cover
9	56409785	1	Vac Motor
*	56503003	1	Carbon Brush Set for 56409785
10	56409763	3	Stand-Off
11	56395450	1	Solenoid (Vac Motor) TSB 795
12	56393560	2	Latch
13	56409761	1	Hose
14	56329145	1	Hose Clamp
15	56409759	2	Keeper, Mount
16	56393559	2	Keeper
17	56385437	1	Gasket
18	56323135	2	Strain Relief
19	56323295	1	Hose
20	56440213	1	Hose Clamp
21	56409779	1	Gasket
22	56391807	1	Foam, Acoustical
23	56477613	1	Tie, Cable
24	56209434	48"	Gasket (122 cm)
25	56009095	2	Nut, Conduit Lock 1/2-14
26	56410244	1	Wiring Harness (before SN1520210) TSB 795
	56410386	1	Wiring Harness (after SN1520209) TSB 795
27	56002155	8	Scr, Hex Hd 1/4-20 x .75
28	56001817	3	Scr, Hex 1/4-20 x 3.25
29	56002438	4	Scr, Pan Phil Thd Form 8-32 x .50
30	56002504	14	Scr, Hex Hd #10-24 x .75
31	56002530	4	Scr, Hex Thd Form 1/4-20 x .38
32	56009012	4	Scr, Hex Thd Form #10-24 x .38
33	56009033	6	Scr, Hex Thd Form 1/4-20 x .50
34	56002840	4	Nut, Hex Nyl Loc-Thin 1/4-20
35	56001954	4	Wsh, Flt SAE #10
36	56002768	4	Nut, Hex Nyl Loc #10-24
37	56395450	1	Solenoid (Main Broom / Side Broom) TSB 795
38	56002098	3	Wsh, Flt SAE 1/4
39	56002708	3	Nut Hex Nyl Loc 1/4-20
40	56416406	1	Strain Relief
*	56454538	2	Circuit Breaker, 15Amp NOTE
*	56459367	2	Boot, Reset NOTE

* = Item Not Shown

NOTE: These 2 items are installed on the rider scrubber itself during installation.



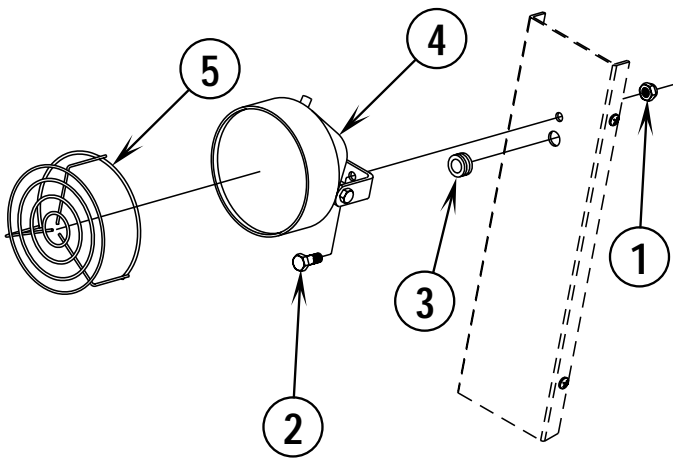
00-7	DUAL VACUUM MOTOR KIT	BOOK E		
03-1	Hydro-Retriever™ 3800, 2042 / BR 1100, 1100C, 1100C-XL	E	8.6.1	55

Item	Ref. No.	Qty	Description
	56410455	1	Dual Vacuum Motor Kit TSBUS2003-827
*	56040779	1	Instruction Sheet
1	56001862	2	Scr, Hex Hd 5/16-18 x .50
2	56002098	8	Wsh, Flt SAE 1/4
3	56003168	1	Scr, Hex M6-1.00 x 50mm
4	56003169	2	Scr, Hex M6-1.00 x 60mm
5	56003403	5	Nut, Hex Nyl Loc M6-1.00
6	56456797	4	Clamp, Hose SAE #36
7	56410460	1	Blade, Front Dual Vac (2042 / BR 1100C-XL)
8	56385599	1	Hose, Cut
9	56407585	1	Blade, Front (3800, 3800C / BR 1100, BR 1100C)
10	56410063	1	Vacuum Support
11	56410064	3	Stand-Off
12	56410065	1	Vac Motor Assy
*	56397098	1	Carbon Brush Set
13	56410067	1	Foam, Vac Motor
14	56410068	1	Foam, Vac Motor
15	56410086	1	Dual Vacuum Shroud
16	56410440	1	Wye Assembly
17	56410446	1	Adapter
18	56410454	1	Hose, Cut

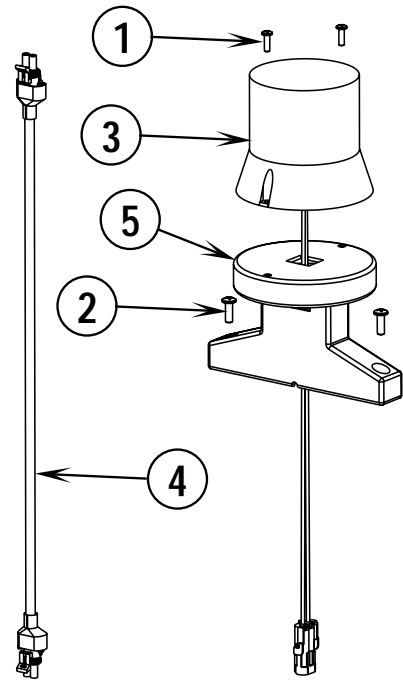
* = Not Shown

NOTE: Previous Dual Vacuum Motor Kit PN56410195 is obsolete and replaced by PN56410455 shown here. This new kit will work "as is" on all machines built after February 3, 2003. Machines built prior to that date will also require **Vacuum Update kit, 1 Vac Motor PN56410457** to be installed prior to installing the new Dual Vacuum Motor Kit PN56410455.

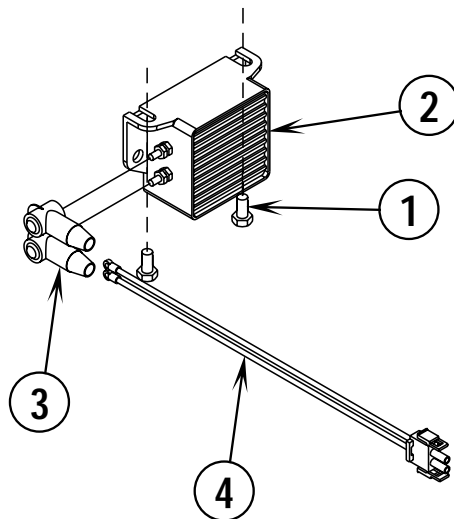
56407236-Headlight Kit



56410194-Beacon Kit



56410174-Back-Up Alarm Kit



00-7	HEADLIGHT / BEACON / BACKUP ALARM KITS	BOOK E		
02-1	Hydro-Retriever™ 3800, 2042 / BR 1100, 1100C, 1100C-XL	E	8.6.1	57

Item	Ref. No.	Qty	Description
	56407236	1	Headlight Kit
*	56040637	1	Instruction Sheet
1	56003389	1	Nut, Hex Nyl Loc M8-1.25
2	56003179	1	Scr, Hex Thd To Hd M8-1.25 x 20mm
3	56321540	1	Grommet
4	56409239	1	Headlight
5	56409557	1	Headlight Guard
*	56172230	2	Terminal Tab .25 Ins.

* = Not Shown

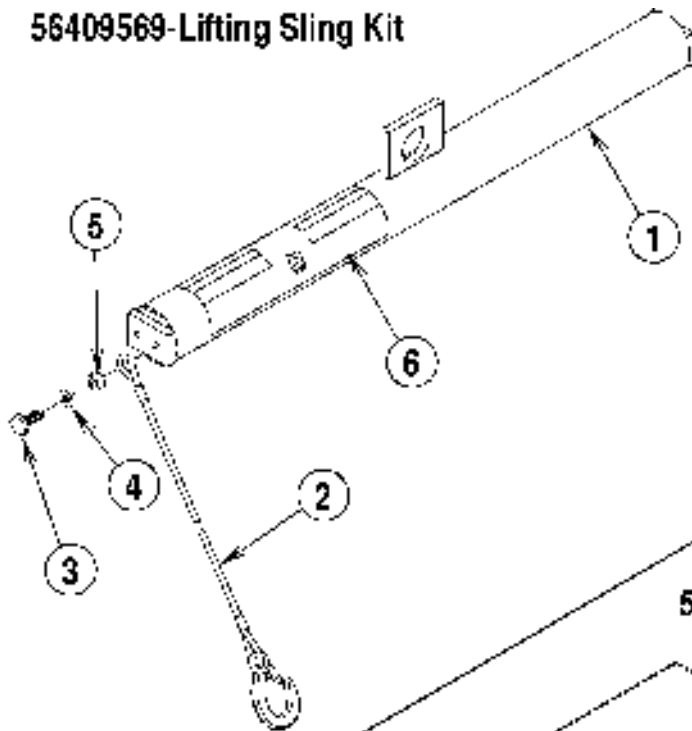
Item	Ref. No.	Qty	Description
	56410194	1	Warning Beacon Kit
*	56040730	1	Instruction Sheet
1	56002124	2	Scr, Pan Phil 10-24 x .62
2	56002507	2	Scr, Pan Phil 1/4-20 x .75
3	56416433	1	Strobe
4	56410170	1	Cord Assembly 18/2
5	56410218	1	Beacon Pedestal, Routed

* = Not Shown

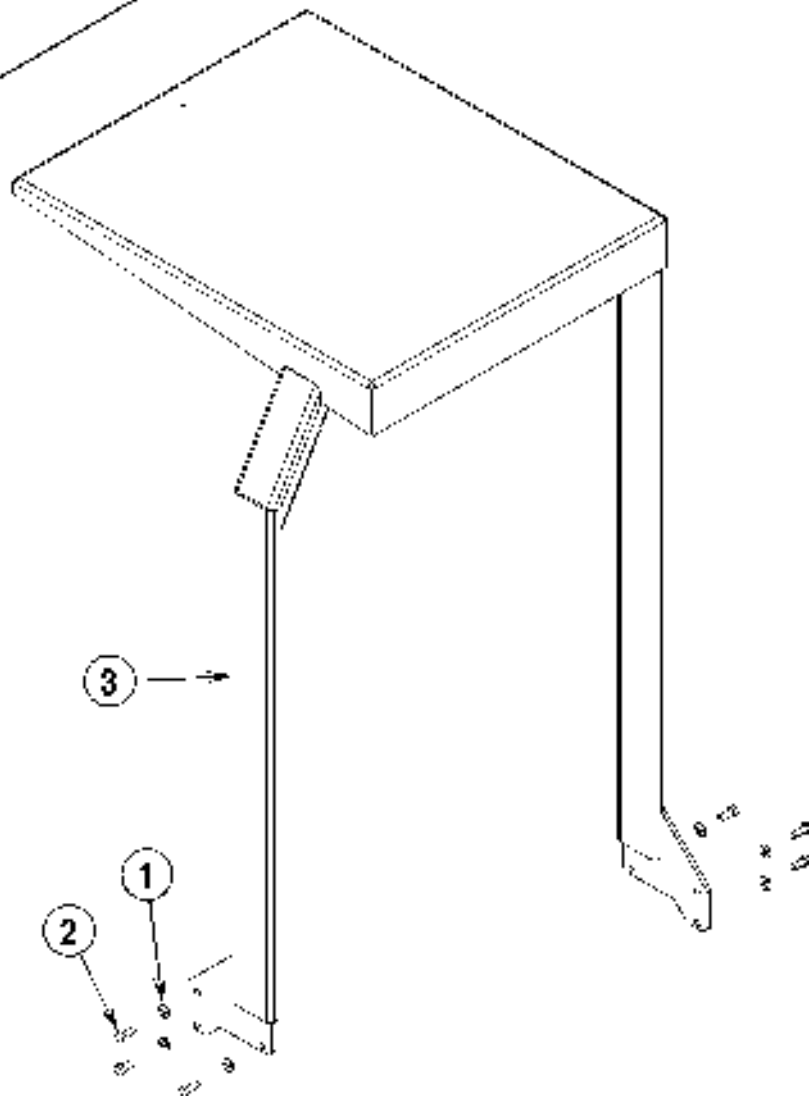
Item	Ref. No.	Qty	Description
	56410174	1	Back-Up Alarm Kit
*	56040723	1	Instruction Sheet
1	56009033	2	Scr, Hex Thd Form 1/4-20 x .50
2	56409232	1	Back-Up Alarm
3	56409538	2	Insulator, Terminal
4	56410171	1	Wire Assembly, Pigtail

* = Not Shown

56409569-Lifting Sling Kit



56410192-Overhead Guard Kit



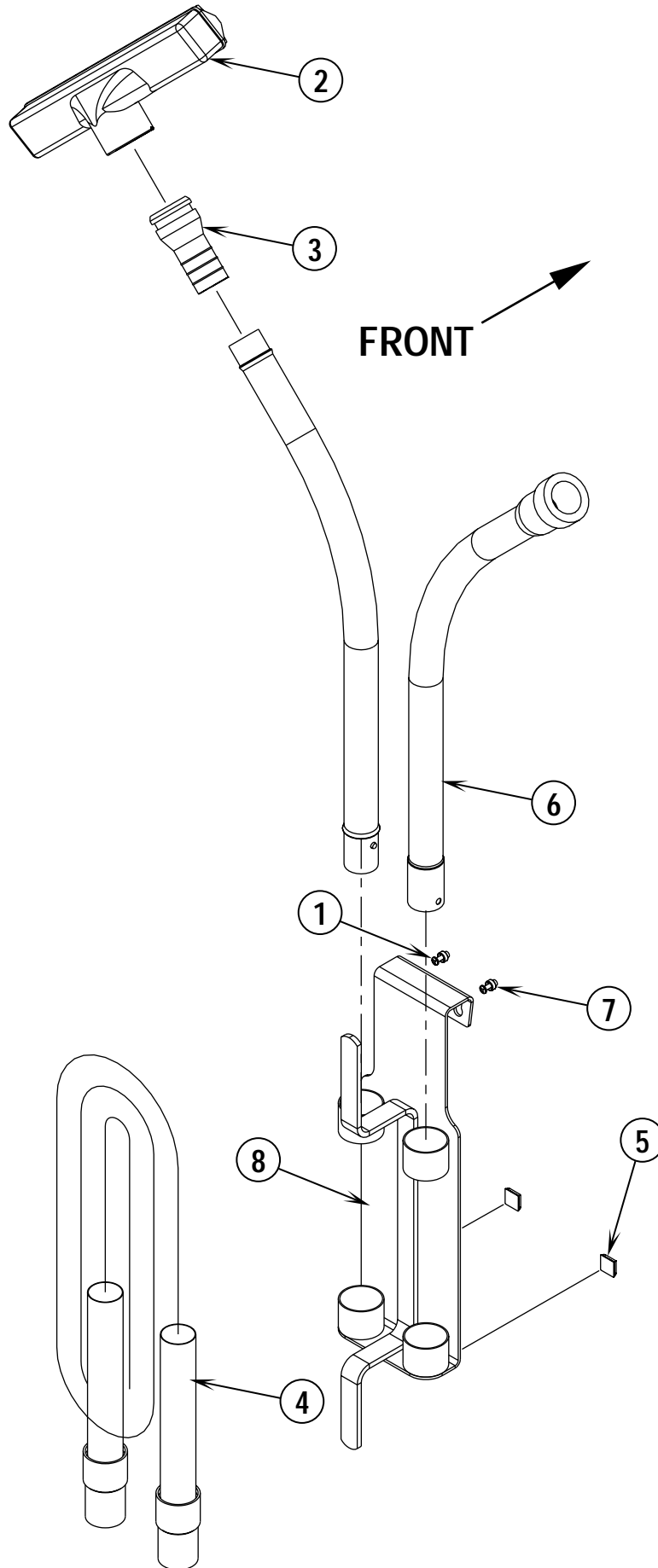
00-7	LIFTING SLING / OVERHEAD GUARD KITS	BOOK E		
02-1	Hydro-Retriever™ 3800, 2042 / BR 1100, 1100C, 1100C-XL	E	8.6.1	59

Item	Ref. No.	Qty	Description
	56409569	1	Lifting Sling Kit
*	56040521	1	Instruction Sheet
1	56409571	1	Lift Bar Weldment
2	56409570	4	Cable, Sling
3	56003022	4	Scr, Hex Hd Loc 1/2-13 x 1.25
4	56002168	4	Wsh, Flt Std 1/2
5	56491726	4	Bushing
6	56015656	1	Decal, Warning Lifting

* = Not Shown

Item	Ref. No.	Qty	Description
	56410192	1	Overhead Guard Kit
*	56040726	1	Instruction Sheet
1	56001879	6	Wsh, Flt SAE 1/2
2	56003022	6	Scr, Hex Hd Loc 1/2-13 x 1.25
3	56410200	1	Overhead Guard Weldment

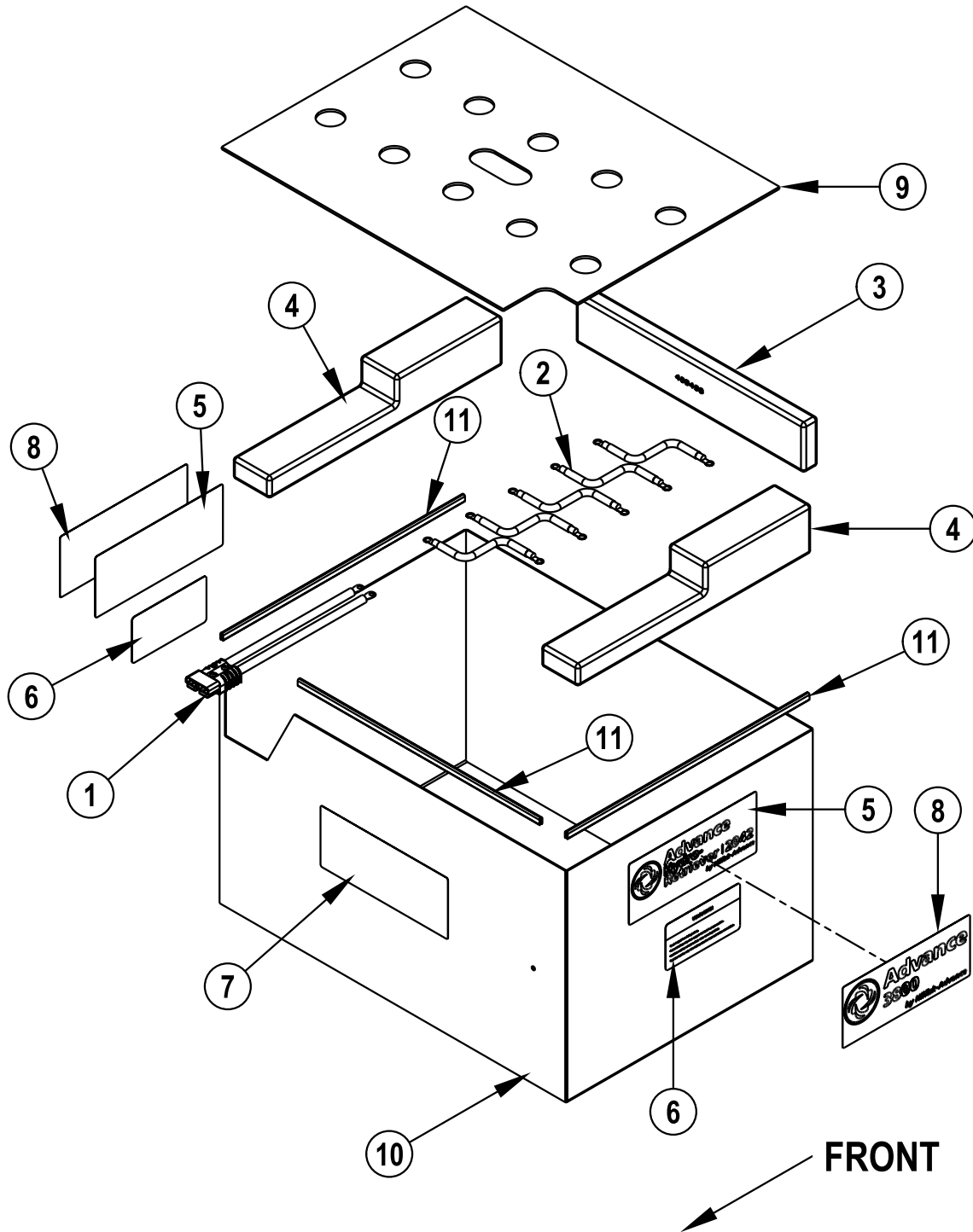
* = Not Shown



00-7	VACUUM WAND CADDY KIT	BOOK E		
02-1	Hydro-Retriever™ 3800, 2042 / BR 1100, 1100C, 1100C-XL	E	8.6.1	61

Item	Ref. No.	Qty	Description
	56410197	1	Vacuum Wand Caddy Kit
*	56040727	1	Instruction Sheet
1	56002124	2	Scr, Pan Phil 10-24 x .62
2	56205114	1	Squeegee Tool, 14 Inch
3	56301339	1	Coupler
4	56329062	1	Vac Hose
5	56402940	2	Bumper
6	56409563	1	Wand, 2 Piece
7	56412310	2	Spacer, Stepped
8	56410202	1	Caddy Weldment

* = Not Shown



00-7	ROLLOUT BATTERY BOX KIT (ADVANCE MODELS ONLY)	BOOK E		
04-5	Hydro-Retriever™ 3800, 2042 / BR 1100, 1100C, 1100C-XL	E	8.6.1	63

Item	Ref. No.	Qty	Description
	56410498	1	Rollout Battery Box Kit Kit
*	56040820	1	Instruction Sheet
1	56409444	1	Connector Assy
2	56409485	5	Cable, Battery
3	56409498	1	Spacer, Battery
4	56409499	2	Spacer, Battery
5	56015003	2	Decal, HR 2042
6	56015186	2	Decal, Warning
7	56015596	1	Decal, Battery Wiring Diagram
8	56016582	2	Decal, 3800
9	56409345	1	Cover, Battery
10	56410478	1	Battery Box Weldt.
11	56410506	3	Trim, Edge

BOOK E		OPTIONAL KITS AND ACCESSORIES		00-7
E	8.6.1	64	Hydro-Retriever™ 3800, 2042 / BR 1100, 1100C, 1100C-XL	05-6

Ref. No.	Description
Optional Kits	
** 56410197	1 Vacuum Wand Caddy Kit
** 56410194	1 Warning Beacon Kit
** 56407236	1 Headlight Kit
** 56410174	1 Back-Up Alarm Kit
** 56410196	1 Extended Scrub Kit
** 56410455	1 Dual Vacuum Motor Kit TSBUS2003-827
** 56410192	1 Overhead Guard Kit
** 56409569	1 Lifting Sling Kit
** 56409721	1 Isolator Kit
** 56410193	1 Presweep Kit (Hydro-Retriever 3800 / BR 1100 only)
** 56410252	1 Battery Box Kit
** 56410498	1 Rollout Battery Box Kit (Hydro-Retriever 3800 / 2042 models 56410500, 56410501 & 56410502 only)
** 56419369	1 Seat Belt Kit
** 56409067	2 Battery Lift Strap (BR 1100 only)
** 56410367	1 Cleanout Cap Kit
** 56204221	A/R 14" Scrub And Vac Kit
** 56204222	A/R 20" Scrub And Vac Kit
** 56409441	A/R Programmer, 1311 User
** 56409823	A/R Programmer Cable
Hydro-Retriever 3800 / BR 1100 Squeegee Blade Kits (NOTE #1)	
** 56407589	1 Standard Squeegee Blade Kit (3800 / BR 1100)
** 56407588	1 Dual Vac Standard Squeegee Blade Kit (3800 / BR 1100)
** 56407602	1 Neoprene Squeegee Blade Kit (3800 / BR 1100)
** 56407596	1 Dual Vac Neoprene Squeegee Blade Kit (3800 / BR 1100)
** 56407601	1 Linatex Squeegee Blade Kit (3800 / BR 1100)
** 56407597	1 Dual Vac Linatex Squeegee Blade Kit (3800 / BR 1100)
** 56407505	1 Blade, Front W/O Notches (3800 / BR 1100-for tile floors)
Hydro-Retriever 2042 / BR 1100C-XL / Haram BR 1100 Squeegee Blade Kits (NOTE #1)	
** 56410464	1 Linatex Squeegee Blade Kit (2042 / BR 1100C-XL / Haram BR 1100)
** 56410465	1 Dual Vac Linatex Squeegee Blade Kit (2042 / BR 1100C-XL / Haram BR 1100)
** 56410469	1 Neoprene Squeegee Blade Kit (2042 / BR 1100C-XL / Haram BR 1100)
** 56410466	1 Dual Vac Neoprene Squeegee Blade Kit (2042 / BR 1100C-XL / Haram BR 1100)
** 56410371	1 Gum Rubber Squeegee Blade Kit (2042 / BR 1100C-XL / Haram BR 1100)
** 56410341	1 Blade, Front W/O Notches (2042 / BR 1100C-XL / Haram BR 1100-for tile floors)
Hydro-Retriever 3800 / BR 1100 Disk Deck Blade Kits (NOTE #2)	
** 56410187	A/R Standard Disk Deck Blade Kit (before SN150032)
** 56410188	A/R Oil Resistant Disk Deck Blade Kit (before SN150032)
** 56410235	A/R Linatex Disk Deck Blade Kit (before SN150032)
** 56410430	A/R Standard Disk Deck Blade Kit (after SN150031)
** 56410431	A/R Linatex Disk Deck Blade Kit (after SN150031)
Hydro-Retriever 3800, 2042 / BR 1100, 1100C-XL Cylindrical Deck Blade Kits (NOTE #2)	
** 56410373	1 Gum Rubber Deck Blade Kit
** 56410374	1 Linatex Deck Blade Kit
** 56410375	1 Neoprene Deck Blade Kit
Optional Batteries	
** 56388582	6 Battery, 6V 395 A/H (20HR)
** 56409392	3 Battery, 12V 450 A/H (20HR)
** 56409691	1 Battery, 36V 450 A/H (20HR)
Battery Accessories	
** 56410428	1 Cart, Roller Transfer
** 56410429	1 Charging Station, 2 Pos Roller
Optional Battery Chargers	
** 56388120	A/R Battery Charger, 36VDC, 36A, 120VAC
** 56409788	A/R Battery Charger, 36VDC, 38A, 221-250VAC
** 56388119	A/R Battery Charger, 36VDC, 36A, 250VAC / 50HZ

** = Optional

NOTE #1: All Squeegee Blade Kits include both front & rear squeegee blades.

NOTE #2: All Deck Blade Kits include both deck and skirt assembly blades.

FORM NO. 56042410

00-7	BRUSH SELECTOR GUIDE (DISC)	BOOK E		
04-5	Hydro-Retriever™ 3800, 2042 / BR 1100, 1100C, 1100C-XL	E	8.6.1	65

We provide brushes and pad holders that will give you the best possible performance between machine and floor. Following are descriptions of the materials and their applications when used on the Hydro-Retriever™ 3800, 2042 / BR 1100, 1100C-XL cylindrical models.

Union Mix: Medium grade natural fibers for polishing finished floors with standard-speed equipment. Recommended for use in place of white pads.

ProLite: Bristles are made from light-duty polypropylene for general scrubbing when you do not want to scratch or remove finish from the floor. Recommended for use in place of red pads.

Prolene: Polypropylene material for medium-duty scrubbing on concrete, terrazzo and vinyl floor tile. Recommended for use in place of green or blue pads.

Magna Grit: For extreme heavy-duty scrubbing or stripping of floors. This brush has extra large diameter silicon carbide grit impregnated synthetic bristles. Recommended for use in place of black pads.

Dyna Grit: For aggressive, heavy-duty scrubbing or stripping of floors. Recommended for use in place of brown pads.

MidLite Grit: For general purpose scrubbing of sealed or unsealed concrete, stone, terrazzo, quarry tile and other resilient hard floor surfaces. Recommended for use in place of green or blue pads.

MidGrit: For general purpose scrubbing when you need a lighter action for sealed or unsealed concrete, stone, terrazzo, quarry tile and other resilient hard floor surfaces. Recommended for use in place of green or blue pads.

AgLite Grit: For light scrubbing when used wet; buffing or polishing when used dry on urethane coated, sealed concrete or other resilient hard surface floors. Recommended for use in place of red or white pads.

Short Trim

Pad Holder: Made with a structural foam block and center ring for correct pad centering. It has a "shower feed" design for getting solution to the floor.

- Ref. No.:** 56505796 - Union Mix
56505795 - ProLite
56505794 - Prolene
56505791 - Magna Grit 46
56505792 - Dyna Grit 80
56505797 - MidGrit 240
56505798 - MidLite Grit 180
56505793 - AgLite Grit 500
56400758 - Butcher Wire
56505790 - Short Trim Pad Holder

DISC BRUSH APPLICATION GUIDE (SUGGESTION ONLY)

Application	46 Grit	80 Grit	180 Grit	240 Grit	500 Grit	Prolene	ProLite	Union Mix
Stripping:								
Concrete	X	X						
Terrazzo	X	X						
Ceramic/Quarry tile		X						
Vinyl tile		X						
General Scrubbing:								
Concrete	X	X	X	X		X		
Terrazzo			X	X	X	X		
Ceramic/Quarry tile			X	X	X	X		
Marble					X		X	
Vinyl tile			X		X	X		
Raised-rubber tile					X		X	
Polishing:								
Raised Disc Tile								X
Marble								X
Vinyl tile								X

BOOK E			BRUSH SELECTOR GUIDE (CYLINDRICAL)	00-7
E	8.6.1	66	Hydro-Retriever™ 3800, 2042 / BR 1100, 1100C, 1100C-XL	04-5

We provide brushes and pad holders that will give you the best possible performance between machine and floor. Following are descriptions of the materials and their applications when used on the Hydro-Retriever™ 3800, 2042 / BR 1100, 1100C-XL cylindrical models.

- 46 Grit Brush:** Most aggressive grit brush. Used primarily to clean heavy buildup on concrete floors in factories, or for heavy stripping of finish.
- 80 Grit Brush:** Medium aggressive grit brush. Good all-around brush for medium to heavy buildup removal. Can also be used for general stripping operations.
- 180 Grit Brush:** Least aggressive grit brush. Used for daily cleaning of hard-finished floors.
- Polypropylene Brush:** Standard equipment brush. Low cost, yet effective in cleaning many common floor surfaces.
- Stiff Nylon Brush:** Cleaning action similar to polypropylene. More durable and wear-resistant than polypropylene.
- Soft Nylon Brush:** Least aggressive brush available. Used on soft-finish floors where a more aggressive brush would leave scratch marks, or in applications requiring very light cleaning.

	Hydro-Retriever™ 3800 / BR 1100		Hydro-Retriever™ 2042 / BR 1100C-XL
Ref. No.:	56410294 - Soft Nylon	Ref. No.:	56409940 - Soft Nylon
	56410295 - Hard Nylon		56409941 - Hard Nylon
	56410293 - Polypropylene		56409924 - Polypropylene
	56410296 - 180 Grit		56409942 - 180 Grit
	56410297 - 80 Grit		56409943 - 80 Grit
	56410298 - 46 Grit		56409944 - 46 Grit

CYLINDRICAL BRUSH APPLICATION GUIDE (SUGGESTION ONLY)

Application	46 Grit	80 Grit	180 Grit	Polypropylene	Stiff Nylon	Soft Nylon
Stripping:						
Concrete	X	X				
Terrazzo	X	X				
Ceramic/Quarry tile		X				
Vinyl tile		X				
General Scrubbing:						
Concrete	X	X	X	X	X	
Terrazzo			X	X	X	X
Ceramic/Quarry tile			X	X	X	X
Marble			X		X	X
Vinyl tile			X	X	X	X
Raised-rubber tile			X			X

Austria (Sales Sub)

Nilfisk-Advance GmbH	Phone: +43
Voralberger Allee 46	1616 58 30 22
A-1230 Wien	Fax: +43
info@nilfisk-advance.at	1616 58 30 40
www.nilfisk-advance.at	

Belgium (Sales Sub)

Nilfisk-Advance NV/SA	Phone: +32
Doornveld Sphere Business Park	(0)2467 60 50
Industrie Asse 3, No. 11	Fax: +32
B-1731 Zellik-Asse	(0)2463 44 16
www.nilfisk-advance.be	

Czech Republic (Sales Sub)

Nilfisk-Advance s.r.o.	Phone: +420
Lysinská 44/1863	2 44 09 09 12
143 00 Praha - Modrany	+420
Czech Republic	2 44 09 09 21 4
	Fax: +420
	2 44 40 23 93

Denmark

Nilfisk-Advance A/S	Phone: +45
Sognevej 25	43 23 81 00
DK-2605 Brøndby	Fax: +45
mail@nilfisk-advance.dk	43 43 77 00
www.nilfisk-advance.com	

Denmark (Prod. Sub)

Gerni A/S	Phone: +45
Myntevej 2	89 12 22 00
DK-8900 Randers	Fax: +45
www.gerni.com	86 43 14 81

Denmark (Sales Sub)

Nilfisk-Advance Nordic A/S	Phone: +45
Sognevej 25A	43 23 40 50
Postbox 344	Fax: +45
DK-2605 Brøndby	43 23 40 60
kundeservice@nilfisk-advance.dk	
www.nilfisk-advance.dk	

France (Sales Sub)

Nilfisk-Advance S.A.	Phone: +33
27 avenue de la Baltique	1695 98 700
Villebon sur Yvette	Fax: +33
P.B. 246	1695 98 701
F-91944 Courtaboeuf Cedex	
info@nilfisk-advance.fr	
www.nilfisk-advance.fr	

Germany (Sales Sub)

Nilfisk-Advance AG	Phone: +49
Siemensstrasse 25-27	4101 3990
Postfach 1361	Fax: +49
D-25462 Rellingen	4101 39 91 91
info@nilfisk-advance.de	
www.nilfisk-advance.de	

Greece (Sales Sub)

Nilfisk-Advance A.E.	Tel.: +30
8, Thoukididou Str.	210 963 3443
Argioupoli	Fax: +30
Gr - 164 52 Athens	210 965 0975
Greece	

Holland (Sales Sub)

Nilfisk-Advance B.V.	Phone: +31
Camerastraat 9 (2e verdieping)	36 546 07 00
1322 BB Almere	Fax: +31
Postbus 60112	36 523 51 48
1320 AC Almere	
www.nilfisk-advance.nl	

Ireland (Sales Sub)

Nilfisk-Advance Limited	Phone: +35
28 Sandyford Office Park	3 12 94 38 38
Sandyford, Dublin 18	Fax: +35
Ireland	3 12 94 38 45

Italy (Prod & Sales Sub)

CFM SpA	Phone: +39
Nilfisk-Advance Div. Guardamiglio	0377 /414021
Localita Novella III	/45 1124
I-26862 Guardamiglio (Mi)	Fax: +39
	0377 51 443

Italy (Prod & Sales Sub)

CFM S.p.A.	Phone: +39
Via Porrettana 1991	059 973 0000
I-41059 Zocca (Modena)	Fax: +39
cfm@cfm.it	059 973 0099

Norway (Sales Sub)

Nilfisk-Advance AS	Phone: +47
Ulvenveien 89C	23 06 75 00
N-0581 Oslo	Fax: +47
	23 06 75 01

Poland (Sales Sub)

Nilfisk-Advance Sp.Z.O.O.	Phone: +48
05-800 Pruszków	22 738 37 50
ul. 3-go MAJA 8	Fax: +48
Poland	22 738 37 51

Portugal (Sales Sub)

Nilfisk-Advance, Lda.	Phone: +35
Sintra Business Park	121 911 2670
Zona Industrial Da Abrunheira	Fax: +35
Edificio 1, 1o A	121 911 2679
P-2710-089 Sintra	

Russia (Sales Sub)

Nilfisk-Advance LLC	Phone: 7
Vyatskaya str. 27, bld. 7	095 783 9602
127015 Moscow	Fax: +7
Russia	095 783 9603

Spain (Sales Sub)

Nilfisk-Advance S.A.	Phone: +34
Torre D'Ara	93 741 2400
Passeig del Rengle, 5 Pl.10	Fax: +34
E-08302 Mataró (Barcelona)	93 757 8020
nilfisk@nilfisk-advance.es	

Sweden (Sales Sub)

Nilfisk -Advance A/S	Phone: +46
Sjöbjörnsvägen 5	8555 94400
Box 44045	Fax: +46
S-100 73 Stockholm	8555 94430
info@nilfisk-advance.se	
www.nilfisk-advance.se	

Sweden (Prod.)

Nilfisk-Advance A/S	Phone: +46
Åmål Branch	5321 7500
Strömsbergsgatan	Fax: +46
Box 127	5321 7595
S-662 23 Åmål	

Switzerland (Sales Sub)

Nilfisk-Advance AG	Phone: +41
Ringsstrasse 19	71 92 38 444
Kirchberg/Industrie Stelzl	Fax: +41
CH-9500 Wil	71 92 35 283

www.nilfisk-advance.ch

UK (Sales Sub)

Nilfisk-Advance Limited	Phone: +44
Newmarket Road	1284 763163
Bury St. Edmunds	Fax: +44
UK-Suffolk IP33 3SR	1284 750 562

USA (Prod.)

Nilfisk-Advance Inc.	Phone: +1 763
14600 21.st Avenue North	745 3500
Plymouth, MN 55447-3408	Fax: +1 763
www.mn.nilfisk-advance.com	745 3718

USA (Sales Sub)

Nilfisk-Advance America Inc.	Phone: +1 610
300 Technology Drive	647 6420
Malvern, PA 19355	Fax: +1 610
www.pa.nilfisk-advance.com	647 6427

Canada (Sales Sub)

Nilfisk-Advance Canada Comp.	Phone: +1 905
396 Watline Avenue	712 3260
Mississauga, Ontario L4Z 1X2	Fax: +1 905
	712 3255

Australia (Sales Sub)

Nilfisk-Advance Pty. Ltd.	Phone: +61(0)2
48 Egerton Street	9648 2700
Silverwater, NSW 2128	Fax: +61(0)2
<i>Postal adresse:</i>	9648 2711
PO Box 6046	
Silverwater. NSW 1811	
info@nilfisk-advance.com.au	
www.nilfisk-advance.com.au	

China (Shenzhen)

Nilfisk-Advance (Shenzhen) Ltd	Phone: +86 755
Blok 3, Unit 130, 1001 Honghua Road	8359 7937 el.
Int. Commercial & Trade Center	8359 7939-42
Fuitian Free Trade Zone	Fax: +86 755
518038 Shenzhen	8359 1063
P.R. China	

China (Suzhou)

Nilfisk-Advance Professional	Phone: +86 512
Cleaning Equipment (Suzhou) Co. Ltd.	8918 5656
306 Su Hong Zhong Road, Build. 2	Fax: +86 512
Suzhou Industrial Park	8918 5666
215021 Suzhou	
P.R. China	

Hong Kong (Sales Sub)

Nilfisk-Advance Ltd.	Phone: +852
2001 HK Worsted Mills Ind'l Bldg.,	2427 5951
31-39 Wo Tong Tsui St.	Fax: +852
Kwai Chung, Hong Kong	2487 5828

Japan (Sales Sub)

Nilfisk-Advance Inc.	Phone: +8145
3-17-40-101 Chigasaki Higashi	942 7741
Tsuzuki-ku, Yokohama 224-0033	Fax: +8145
Japan	942 6545

Malaysia (Sales Sub)

Nilfisk-Advance Sdn Bhd	Phone: +60 3
No. 21, Jalan SS 25/41	7956 8188
Mayang Industrial Park	Fax: +60 3
47301 Petaling Jaya	7966 6828
Selangor, Malaysia	

New Zealand (Sales Sub)

Nilfisk-Advance Limited	Phone: +64(0)9
Danish House	525 0092
6 Rockridge Avenue	Fax: +64(0)9
Penrose 92-829	525 6440
Auckland1135	
<i>Postal adresse:</i>	
Private Bag 92 825	
Auckland	
New Zealand	

Singapore (Sales Sub)

Nilfisk-Advance Pte. Ltd.	Phone: + 65
22,Woodlands Industrial Park E1	6 7599100
Singapore 757740	Fax: +65
sales@nilfisk-advance.com.sg	7599133

Taiwan, ROC (Sales Sub)

Nilfisk-Advance Ltd.	Phone: +886
Taiwan Branch (H.K.)	2 2239 8812
1F, No. 193, Sec.2	Fax: +886
Xing Long Rd., Taipei	2 2239 8832
Taiwan, R.O.C.	

Thailand (Sales Sub)

Nilfisk-Advance Co. Ltd.	Phone: +66 2
89 Soi Chokechai-Ruammitr	275-5630
Viphavadee-Rangsit Road	Fax: +66 2
Ladyao, Jatuchak, Bangkok 10900	691-4079
Thailand	



www.nilfisk-advance.com

© 2005 Printed in USA